

**MOULDING  
&  
MILLWORK  
PROFILE GUIDE**

***Lezzer  
Lumber***

**BUILDING MATERIALS CENTERS**

**QUALITY**  
YOU CAN BUILD ON

**LEZZERLUMBER.COM**

*General  
Information  
and  
Decimal  
to Fraction  
Conversion*





[www.lezzerlumber.com](http://www.lezzerlumber.com)

*Curwensville Division*

Robin Gray (814) 236-0221 x261

Fax: (814) 236-1277

Email: [robingray@lezzer.com](mailto:robingray@lezzer.com)

*Lancaster Division*

Donna Schera (717) 393-3605

Fax: (717) 393-1349

Email: [donnaschera@lezzer.com](mailto:donnaschera@lezzer.com)

Lezzer Lumber will create your moulding on our state of the art computerized moulder quickly and precisely with unparalleled quality and versatility. We can create custom shapes as well. If you don't see the shape you need, just ask us. All mouldings and trim pieces are available in the full range of hardwoods and softwoods we carry. Whether you need as little as a few feet or thousands of feet we can do it all. Specified lengths are possible depending on our inventory or availability of material; a surcharge may be added for these lengths. Profiles in this catalog may be slightly out of proportion due to reproducing this catalog.

Oak and Poplar are available on stock. Other woods are available. Most stock items are available in random lengths only.

#### **Terms of Sale**

- Approximately 15% extra for specified lengths. (When Available)  
Lengths over 12 feet may be higher.
- We reserve the right to a 10% overrun on all special orders.
- Custom knife and set up is available upon request. Please call for prices.
- \$50 Setup Charge for all orders under 200 Lineal Feet. (Note: Multiple profiles may total 200 LF)

#### **Delivery**

Delivery charges may apply to certain areas.

When any moulding is delivered on a Lezzer transport truck please report any errors, damage or shortage on the driver's receipt at time of delivery. All claims must be reported to Lezzer within five working days.

When delivered by any other source all claims are the responsibility of the consignee and should be reported to the freight carrier immediately.

#### **Cancellation Policy**

##### ***Products may not be returned without prior authorization***

Once production has been scheduled non-stock and special orders cannot be cancelled or returned.

There will be no returns on materials after 30 days from invoice date.

Stock items that are less than 30 days old and in salable condition will be inspected and restocked for a 20% handling charge.

Care should be taken to avoid storing in damp or excessively dry areas –Lezzer will not be held responsible for moisture content or related problems of cabinets or millwork after leaving our shop and before finishing.

**Lezzer Lumber looks forward to being your source for all your moldings and trim pieces.  
*Thank you.***



[www.lezzerlumber.com](http://www.lezzerlumber.com)

*Curwensville Division*

Robin Gray (814) 236-0221 x261

Fax: (814) 236-1277

Email: [robingray@lezzer.com](mailto:robingray@lezzer.com)

*Lancaster Division*

Donna Schera (717) 393-3605

Fax: (717) 393-1349

Email: [donnaschera@lezzer.com](mailto:donnaschera@lezzer.com)

---

## Mouldings

### Storage and Job Conditions

To protect your moulding store it in a dry, ventilated space that is protected from weather, dirt and damage. If you will be storing moulding for an extended period of time or in areas of higher than recommended humidity, seal the end of all pieces as soon as possible.

Mouldings should be at optimum moisture content at the time of installation. Maintain installation areas in the relative humidity range required for the Optimum Moisture Content-midway between the extreme values that the wood is likely to reach. of wood. Allow material to acclimate to installation area conditions prior to installation.

## The Language of Wood

These are terms commonly used to describe characteristics you will find in different wood types

- **Hardwood** - Wood cut from broad-leaved mostly deciduous trees.
- **Grain** - Wood's unique pattern caused by the general direction of the fibers
- **End Grain** - The surface of wood exposed after cutting across the fibers.
- **Sapwood** - The new wood growth that helps carry sap and stores food for tree growth.
- **Heartwood** - The mature wood that creates the spine of the tree; usually harder than sapwood.
- **Mineral Streak** - Minerals that have been absorbed into the tree causing a dark brown to black area.
- **Birdpeck** - Minute, pitted areas in wood.
- **Pitchpocket** - An opening in the wood fiber that has held the resinous material "pitch"
- **Burl** - A knot in wood that gives the wood fibers a beautiful peacock-tail pattern.
- **Medullary Ray** - A pattern of light that runs across the grain, causing "ray fleck" or "splash figures".
- **Movement** - The shrinkage and expansion of wood as it gives off and absorbs moisture.



[www.lezzerlumber.com](http://www.lezzerlumber.com)

*Curwensville Division*

Robin Gray (814) 236-0221 x261

Fax: (814) 236-1277

Email: [robingray@lezzer.com](mailto:robingray@lezzer.com)

*Lancaster Division*

Donna Schera (717) 393-3605

Fax: (717) 393-1349

Email: [donnaschera@lezzer.com](mailto:donnaschera@lezzer.com)

---

## Characteristics of Natural Wood

Wood is a product of nature and its natural imperfections are part of its appeal and character; every piece of wood- even within the same tree- is slightly different in color, texture and grain from every other piece. The look and feel of wood is dictated by a number of factors, including climate, soil nutrients, growing season, season of harvest and age at harvest. These are some natural characteristics of hardwoods that can affect its appearance and ultimately the look of your moulding.

- **Grain** The originality of wood depends largely on how it grows. Wood may have straight grain, cross grain, spiral grain, interlocking grain or even wavy or curly grain. The term Grain also describes how the wood is cut or worked. The appearance of wood will also vary depending on how it was cut and planned. Sawing and planning can be done “against the grain” , “with the grain”, or “across the grain” - with each method having a different effect on how the wood accepts stain.
- **Natural Color** The natural color of wood varies from shades of white, green, red and black. This natural color helps to determine the appearance of the wood after a stain has been applied. Light stains allow more of the grain to show through and darker stains less grain. Natural color, grain and texture may cause slight variations in the wood from one area to another. Wood may darken as it ages according to the species, cut and type of finish. Conditions in the home or office environment such as ultraviolet light, cleaning chemicals, smoke, etc... can also affect color.
- **Mineral Streaks** Any dark brown or black areas in the wood are where the tree absorbed nutrients. Since the number of mineral streaks varies from board to board, you may notice differences in many pieces of your mouldings. These streaks are especially evident in light wood such as maple and in light stains or natural finishes when no stain is applied.
- **Movement** Wood expands and contracts as it absorbs and gives off moisture. Some hardwoods, such as cherry and maple, are more sensitive to changes in temperature.



[www.lezzerlumber.com](http://www.lezzerlumber.com)

*Curwensville Division*

Robin Gray (814) 236-0221 x261

Fax: (814) 236-1277

Email: [robingray@lezzer.com](mailto:robingray@lezzer.com)

*Lancaster Division*

Donna Schera (717) 393-3605

Fax: (717) 393-1349

Email: [donnaschera@lezzer.com](mailto:donnaschera@lezzer.com)

## DECIMAL TO FRACTION CONVERSION TABLE

<i>Fraction</i>	<i>Decimal</i>		<i>Fraction</i>	<i>Decimal</i>		<i>Fraction</i>	<i>Decimal</i>
1	1		21/32	0.6562		5/16	0.3125
63/64	0.984		41/64	0.6406		19/64	0.2969
31/32	0.9688		5/8	0.625		9/32	0.2812
61/64	0.9531		39/64	0.6094		17/64	0.2656
15/16	0.9375		19/32	0.5938		1/4	0.25
59/64	0.9219		37/64	0.5781		15/64	0.2344
29/32	0.9062		9/16	0.5625		7/32	0.2188
57/64	0.8906		35/64	0.5469		13/64	0.2031
7/8	0.875		17/32	0.5312		3/16	0.1875
55/64	0.8594		33/64	0.5156		11/64	0.1719
27/32	0.8438		1/2	0.5		5/32	0.1562
53/64	0.8281		31/64	0.4844		9/64	0.1406
13/16	0.8125		15/32	0.4688		1/8	0.125
51/64	0.7969		29/64	0.4531		7/64	0.1094
25/32	0.7812		7/16	0.4375		3/32	0.0938
49/64	0.7656		27/64	0.422		5/64	0.0781
3/4	0.75		13/32	0.4062		1/16	0.0625
47/64	0.7344		25/64	0.3906		3/64	0.0469
23/32	0.7188		3/8	0.375		1/32	0.0312
45/64	0.7031		23/64	0.3594		1/64	0.0156
11/16	0.6875		11/32	0.3438		--	--
43/64	0.6719		21/64	0.3281		--	--

*Curwensville*  
*Millwork*  
*Division*  
*Index*





**Index:**

# *Casing*



<u>Description</u>	<u>Knife Number</u>	<u>Page</u>
11/16" x 2-1/2" -361 Colonial	WM361-L	C 1
11/16" x 2-1/2" - 361W Colonial	WM361W-L	C 2
11/16" x 2-1/4" - 376 Colonial	WM376-L	C 3
11/16" x 2-1/4" - 356 Colonial	WM366-L	C 4
11/16" x 2-1/4" - 327 Ranch	WM327-L	C 5
11/16" x 3-1/4" - 37 Fluted or Reeded	WM376-L	C 6
11/16" x 2-1/4" - 444 Colonial	WM376-L	C 7
1-1/16" x 3-1/2" - 97 Adams	WM97-L	C 8
1-1/16" x 3-9/16" - HH217 Casing	HH217-L	C 9
3/4" x 3-15/16"	LM-00002	C 10
1-1/32" x 3-1/2"	LM-00005	C 11
3/4" x 3-1/4"	LM-00009	C 12
25/32" x 3-1/2"	LM-00011	C 13
27/32" x 3-1/2"	LM-00016	C 14
21/32" x 2-1/2"	LM-00018	C 15
3/4" x 2-1/2"	LM-00028	C 16
7/8" x 4-1/2"	LM-00031	C 17
7/8" x 3-1/8"	LM-00032	C 18
3/4" x 3-1/2"	LM-00039	C 19
7/8" x 3-1/2"	LM-00042	C 20
13/16" x 3-5/8" Reeded	LM-00059	C 21
13/16" x 5-1/2" Reeded	LM-00060	C 22
7/8" x 4-3/4"	LM-00064	C 23
3/4" x 6" V-Groove	LM-00066	C 24
11/16" x 3-1/4" WM445	LM-00069	C 25
Specify thickness and width R2E	LEZ010	C 26
9/16" x 2-1/2"	LEZ016	C 27
11/16" x 2-1/4"	LEZ019	C 28
1" x 4-13/16"	LEZ024	C 29
3/4" x 2-1/2"	LEZ035	C 30
11/16" x 4-3/4"	LEZ039	C 31
1-1/16" x 3-1/2"- 9043M	LEZ045	C32

# Index:

## Base & Base Cap



<u>Description</u>	<u>Knife Number</u>	<u>Page</u>
9/16" x 3-1/4" - 623 Colonial	WM623-L	B 1
9/16" x 5-1/4 or 7-1/4" - 163E	WM163E-L	B 2
9/16" x 3-1/4" - 713 Ranch	WM713-L	B 3
11/16" x 5-1/4" or 7-1/4"	9253M-L	B 4
5/8" x 5-3/16"	LM-00003	B 5
3/4" x 6" - Beaded	LM-00010	B 6
3/4" x 4-1/2"	LM-00012	B 7
3/4" x 4-15/16"	LM-00013	B 8
1-1/8" x 5-1/2"	LM-00019	B 9
11/16" x specify height	LM-00020	B 10
23/32" x 5-1/4"	LM-00023	B 11
13/16" x 3-33/64"	LM-00024	B 12
3/4" x 5-1/2"	LM-00030	B 13
9/16" x 7"	LM-00034	B 14
9/16" x 4-1/2"	LM-00035	B 15
5/8" x 5-1/4"	LM-00038	B 16
3/4" x 7-1/4"	LM-00050	B 17
1-1/8" x 4-3/8" Furniture base	LM-00052	B 18
3/4" x 6" V-Groove	LM-00066	B 19
5/8" x specify height	LM-00070	B 20
1" x 5-1/4"	LM-00080	B 21
3/4" x specify height	LEZ011	B 22
9/16" x 4-1/4" Bevel edge	LEZ018	B 23
13/16" x Specify (use with LEZ034 base cap)	LEZ033	B 24
13/16" x 2-1/2" Base cap	LEZ034	B 25
5/8" x 1" Base cap	LM-00015	B 26
37/64" x 1-1/2" Base cap	LM-00017	B 27
11/16" x 1-1/2" Base cap	LM-00046	B 28
41/64" x 1-7/64" Base cap	LM-00051	B 29
27/32" x 1-5/8" Base cap	LM-00068	B 30
27/32" x 1-31/32" Base cap	LEZ003	B 31
1/2" x 7/8" Base cap	LEZ036	B 32
9/16" x 29/32"	LEZ037	B 33

***Index:***

# ***Cove & Crown***



<b><u>Description</u></b>	<b><u>Knife Number</u></b>	<b><u>Page</u></b>
11/16" x 11/16" -100 Cove	WM100-L	C/C 1
1-1/4" x 1-1/4" – Beaded cove	LM-00048	C/C 2
9/16" x 3-5/8" – 49 Crown	WM49-L	C/C 3
9/16" x 4-5/8" – 47Crown	WM47-L	C/C 4
9/16" x 5-1/4" – 45 Crown	WM45-L	C/C 5
1" x 6-61/64" – 43 Crown	WM43-L	C/C 6
9/16" x 6-27/32" – 860 Crown	CR860-L	C/C 7
1-1/4" x 3-3/8" – Box cove	LM-00001	C/C 8
1-1/16" x 4-1/8" - Crown	LM-00026	C/C 9
1-1/16" x 6-1/2" - Crown	LM-00033	C/C 10
11/16" x 4-1/4" – WM48 Crown	LM-00040	C/C 11
11/16" x 2-23/32" – Bed mold	LM-00047	C/C 12
3/4" x 2-7/8" – Cove	LM-00047	C/C 13
11/16" x 2-23/32" – Cove/Crown	LEZ015	C/C 14

**Index:**

# *Chair Rail*



<u>Description</u>	<u>Knife Number</u>	<u>Page</u>
11/16" x 3" – 297 Chair rail	WM297-L	CH 1
5/8" x 2-1/4" – 224 Chair rail	WM224-L	CH 2
1-1/16" x 3-3/8" – 301 Chair rail	WM301-L	CH 3
1-1/16" x 3" – 300 Chair rail	WM300-L	CH 4
1-1/32" x 2-19/32" – Chair rail	LM-00006	CH 5
1" x 3-5/8" – 390 Chair rail	LM-00013	CH 6
7/8" x 3-5/32" – Chair rail	LM-00022	CH 7
1-19/64" x 4" – Chair rail	LM-00037	CH 8
3/4" x 3-1/2" – Chair rail	LM-00041	CH 9
5/8" x 2" Chair rail	LM-00073	CH 10
1/2" x 3" Chair rail	LM-00078	CH 11
1-7/8" x 4-1/4" Chair rail	LEZ020	CH 12
3/4" x 4-3/4" – Chair rail	LEZ021	CH 13

# ***Index:***

## ***Stop, Shoe & 1/4 Round***



<b><u>Description</u></b>	<b><u>Knife Number</u></b>	<b><u>Page</u></b>
7/16" x 1-3/8" - 936 Colonial stop	WM936-L	SSQ 1
3/16" x 1-3/8" - 886 R1E stop	WM886-L	SSQ 2
1/2" x 3/4" - 126 Base shoe	WM126-L	SSQ 3
1/2" x 5/8" - Glass bead	LM-00007	SSQ 4
7/8" x 7/8" - Quarter round	LM-00078	SSQ 5
1-1/4" x 1-1/4" - Beaded quarter round	LM-00048	SSQ 6
1/4" x 1/4" - Quarter round	LM-00061	SSQ 7
1/4" x 1/2" - Halfround	LM-00062	SSQ 8
1/2" x 3/4" - Base shoe	LM-00071	SSQ 9
13/16" x specify depth - Door bead	LEZ012	SSQ 10
Specify thickness & width - R1E stop	LEZ014	SSQ 11
11/16" x 1" - Shingle mold	LEZ028	SSQ 12
1/2" x 3/4" - Scotia stop	LEZ029	SSQ 13
1/2" x 7/8" - Base shoe	LEZ036	SSQ 14
1" x 1" - Chamfer strip	LEZ040	SSQ 15

***Index:***

# ***Outside Corners***



<u>Description</u>	<u>Knife Number</u>	<u>Page</u>
3/4" x 3/4" Outside corner	WM206-L	OSC 1
1-3/4" x 1-3/4" Outside corner	LM-00056	OSC 2
9/16" x specify width" – 2 PC Outside corner	LM-00063	OSC 3

# ***Index:***

## ***Tread & Landing Tread***



<b><u>Description</u></b>	<b><u>Knife Number</u></b>	<b><u>Page</u></b>
1" x specify depth –Landing tread	35-L, 55L	SLT 1
1-1/16" x specify depth - Stair tread	TREAD-L	SLT 2
2-1/2" x specify depth – Stair tread	LEZ032	SLT 3



# ***Index:***

## ***Wainscot and T & G***



<b><u>Description</u></b>	<b><u>Knife Number</u></b>	<b><u>Page</u></b>
23/32" x specify width - Edge & Center Bead	BEAD-L	T&G 1
23/32" x specify width - Edge & Center V	V-PANEL-L	T&G 2
Specify thickness & width – V-Edge T&G	DECKING-L	T&G 3
47/64" x 3" – Beaded T&G	LM-00025	T&G 4
11/16" x Specify width – Beaded T&G	LM-00049	T&G 5
11/16" x Specify width – T&G	LM-00053	T&G 6
23/32" x specify width - Edge & Center V	LM-00054	T&G 7
Specify thickness & width – V-Edge T&G	LEZ030	T&G 8
2-1/2" x specify width – V-Edge T&G	LEZ038	T&G 9
Azek T&G decking profile (matches porch)	LEZ041	T&G 10
3/8" x 4-1/8" - Wainscot	WAINSCOT4-L	T&G 11
3/4" x specify width – T&G flooring	FLOORING-L	T&G 12

# ***Index:***

## ***Door and Extension Jambs***



<b><u>Description</u></b>	<b><u>Knife Number</u></b>	<b><u>Page</u></b>
2 1/32" x specify depth – 1196T Ext jamb	1196T-L	JEJ 1
1 1/16" x specify depth – 1196W Ext jamb	1196W-L	JEJ 2
2 1/32" x specify depth – 200 Ext jamb	200-L	JEJ 3
3/4" x specify width – Door jamb	JAMB-L	JEJ 4
1" x specify width – Door jamb	LEZ013	JEJ 5

***Index:***

# ***Window Stool***



<b><u>Description</u></b>	<b><u>Knife Number</u></b>	<b><u>Page</u></b>
1" x specify depth – Window stool	STOOL-L	ST 1
3/4" x specify depth – Window stool	LM-00072	ST 2
1-1/16" x specify depth – Window stool	LM-00079	ST 3
1-1/16" x specify depth – Window stool	TREAD-L	ST 4

***Index:***

# ***Handrail***



<b><u>Description</u></b>	<b><u>Knife Number</u></b>	<b><u>Page</u></b>
2-1/4" x 2-3/8" – Specify plowed or solid	6010-L	HR 1
3/4" x 2-1/4" – Plowed shoe rail	6045-L	HR 2
1-1/2" x 1-11/16" – Round/flat bottom	WM231-L	HR 3
1-1/4" x 2-1/4" – Oblong/flat bottom	WM240-L	HR 4
1-1/2" x 5-1/2" – Recessed grip	LM-00021	HR 5
1-5/16" x 2" – Detailed oblong	LM-00042	HR 6
1-1/2" x 5-1/2" – Recessed grip	LM-00058	HR 7
1-3/8" x 1-1/2" – Round plowed	LM-00067	HR 8

**Index:**

# ***Log Siding & Siding***



<b><u>Description</u></b>	<b><u>Knife Number</u></b>	<b><u>Page</u></b>
1-3/8" x 7-1/8" – T&G Log siding (2 x 8)	LOGSIDINGTG-L	SD 1
1-3/8" x 7-1/8" – Shiplap Log siding (2 x 8)	LOGSIDINGSL-L	SD 2
1-3/8" x 5-3/8" – T&G Log siding (2 x 6)	2X6LOGTG-L	SD 3
3/4" x 5-3/8" – Shiplap Log siding (1x 6)	LM-00027	SD 4
1-1/4" x 6-3/4 – Shiplap Log siding	LM-00028B	SD 5
1-3/8" x 5-1/8" – Shiplap Log siding (2 x 6)	LM-00036	SD 6
1-3/8" x 3-3/8" – Shiplap Log siding (2 x 4)	LM-00055	SD 7
1-1/2" x 7-5/8" – Shiplap siding	LM-00065	SD 8
11/16" x 5-7/16" – Shiplap siding	LEZ018	SD 9
1-1/2" x 11-1/8" - T&G Log siding (2 x 12)	LEZ031	SD 10

# ***Index:***

## ***Misc. Mouldings***



<b><u>Description</u></b>	<b><u>Knife Number</u></b>	<b><u>Page</u></b>
11/16" x 2-1/4" – WM77 Panel cap	LM-00029	MISC 1
11/16" x 1-5/8" – Panel cap (mirror mold)	LM-00045	MISC 2
1-1/2" x Specify width (2x)	LM-00057	MISC 3
1" x 1-7/8" - Backband	LM-00074	MISC 4
2-1/8" x 3-15/16" – Porch top rail	LM-00076	MISC 5
3/4" x 4" – Porch bottom rail	LM-00077	MISC6
2-7/8" x 4-7/16" – Porch top rail	LEZ025	MISC 7
1-1/16" x 1-3/4" – Rail pickets	LEZ026A	MISC 8
1-1/16" x 2-15/64" – Rail pickets	LEZ026B	MISC 9
2-13/16" x 3-5/8" – Porch bottom rail	LEZ027	MISC 10
11/16" x 1" – Shingle mold	LEZ028	MISC 11
1/2" x 3/4" – Scotia stop	LEZ029	MISC 12
1" x 1" – Chamfer strip	LEZ040	MISC 13
Azek T&G Decking (matches Azek porch)	LEZ041	MISC 14
Fascia with rabbet & dado	LEZ042	MISC 15
Fascia with rabbet	LEZ043	MISC 16
Soffit with rabbet & dado	LEZ044	MISC 17



*Curwensville*  
*Millwork*  
*Division*  
*Casing*





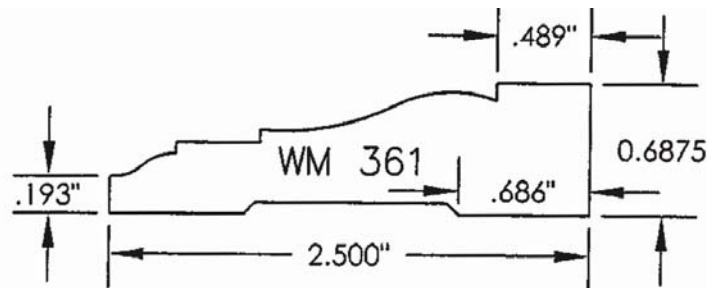
**KNIFE NUMBER**

**WM361-L**

**Casing**



# ***Curwensville Moulding and Millwork***



***Stocked at most Lezzer locations in oak – OAK361, 7OAK361***

***1 1/16" x 2-1/2"***

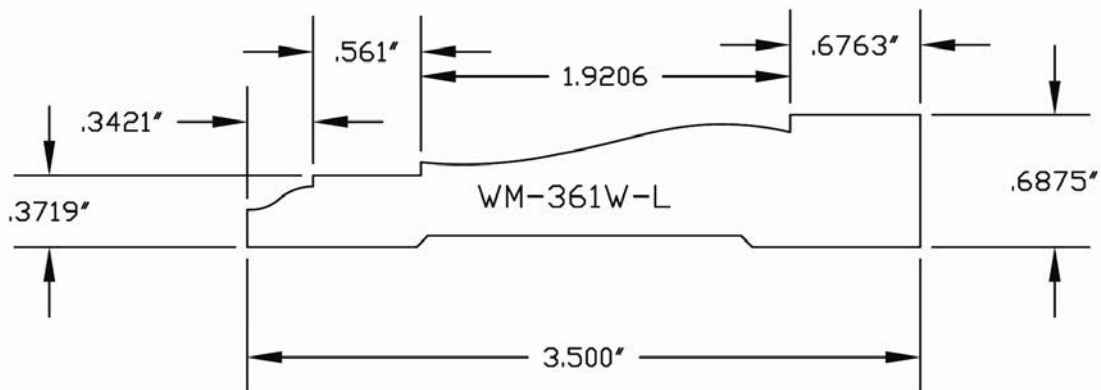
**C 1**

KNIFE NUMBER  
**WM361W-L**  
*Casing*



# *Curwensville*

## *Moulding and Millwork*



C2

**11/16" x 3-1/2"**

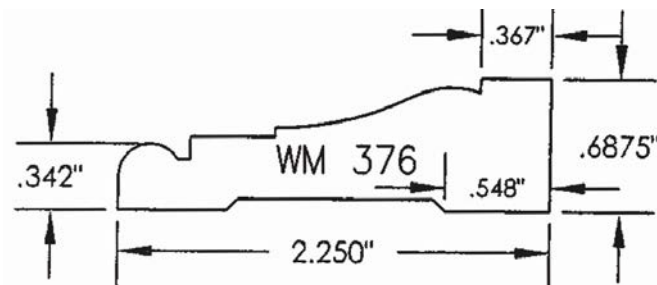
**KNIFE NUMBER**

**WM376-L**

**Casing**



# ***Curwensville Moulding and Millwork***



***1 1/16" x 2-1/4"***

**C3**

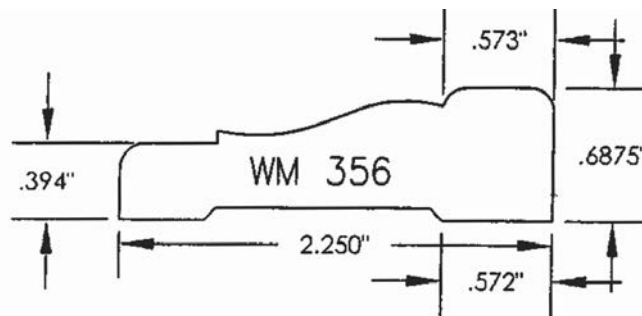
**KNIFE NUMBER**

**WM356-L**

**Casing**



# ***Curwensville Moulding and Millwork***



C 4

**11/16" x 2-1/4"**

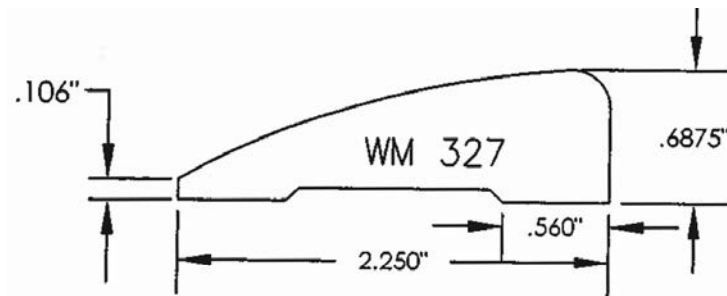
**KNIFE NUMBER**

**WM327-L**

**Casing**



# ***Curwensville Moulding and Millwork***



***11/16" x 2-1/4"***

**C5**

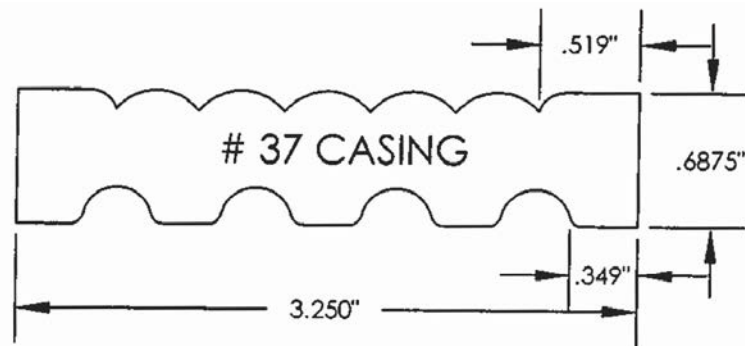
**KNIFE NUMBER**

**WM37-L**

**Casing**



# ***Curwensville Moulding and Millwork***



C6

***11/16" x 3-1/4"***

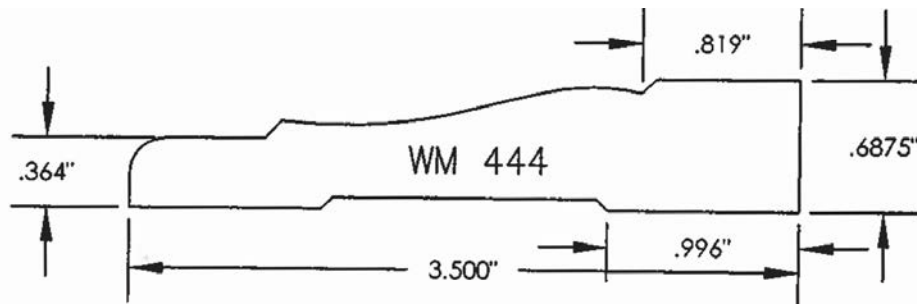
**KNIFE NUMBER**

**WM444-L**

***Casing***



# ***Curwensville Moulding and Millwork***



***11/16" x 3-1/2"***

C7



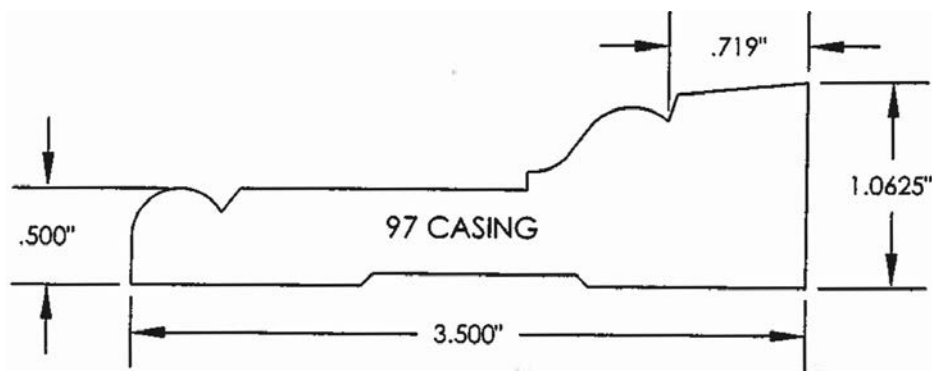
**KNIFE NUMBER**

**WM97-L**

**Casing**



# ***Curwensville Moulding and Millwork***



C 8

**1-1/16" x 3-1/2"**

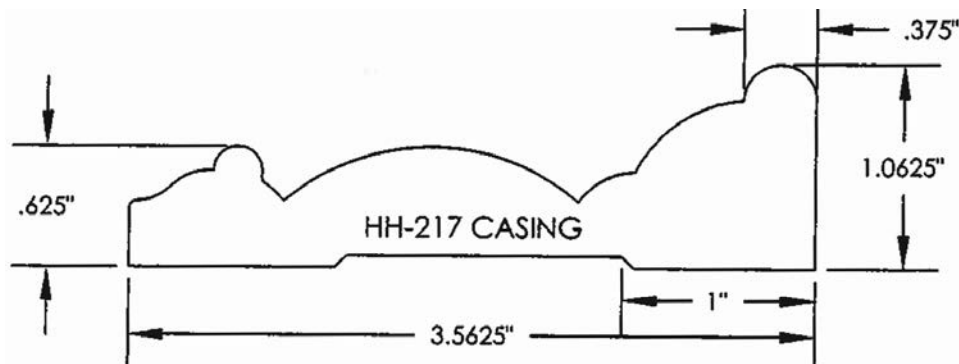
**KNIFE NUMBER**

**HH217-L**

**Casing**



# ***Curwensville Moulding and Millwork***



***1-1/16" x 3-9/16"***

**C9**

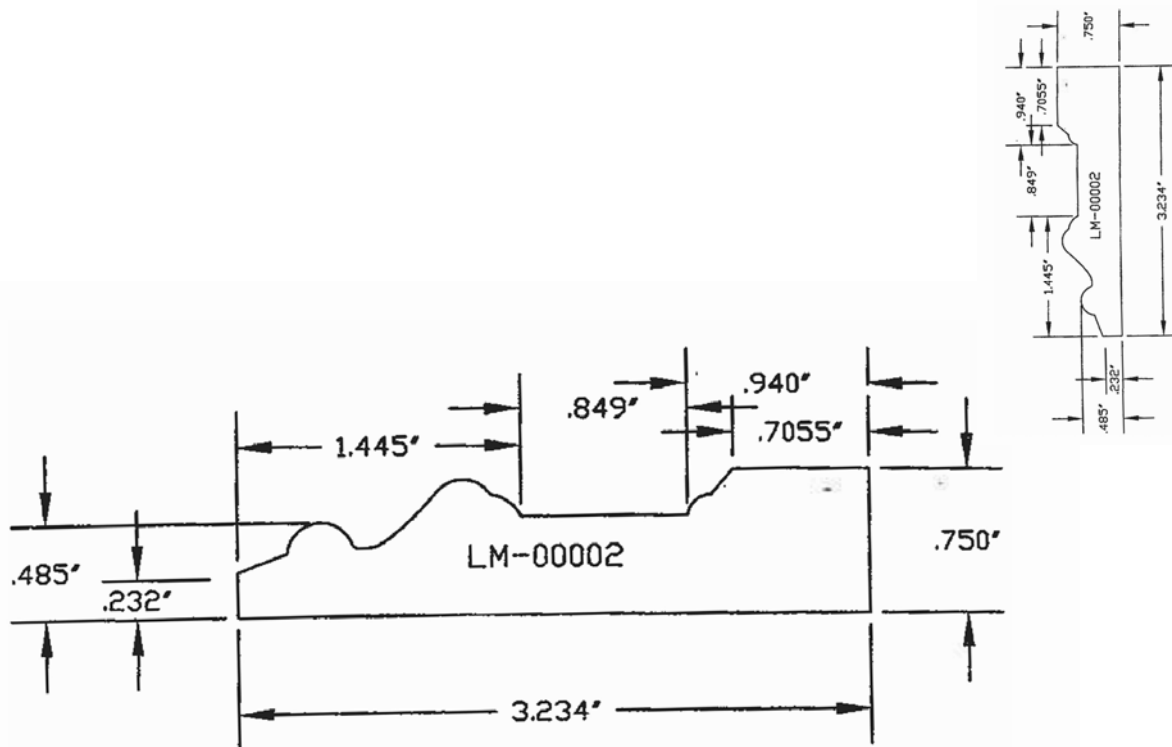
**KNIFE NUMBER**

**LM-00002**

**Casing**



# ***Curwensville Moulding and Millwork***



C 10

**3/4" x 3-15/64"**

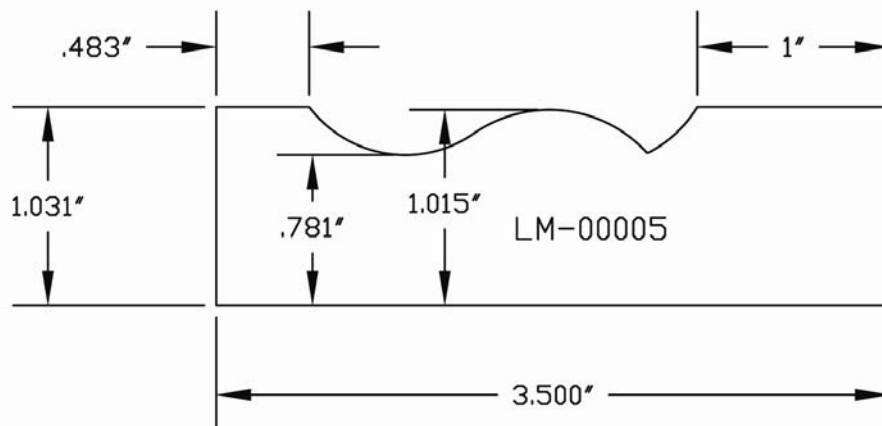
KNIFE NUMBER

*LM-00005*

*Casing*



# *Curwensville Moulding and Millwork*



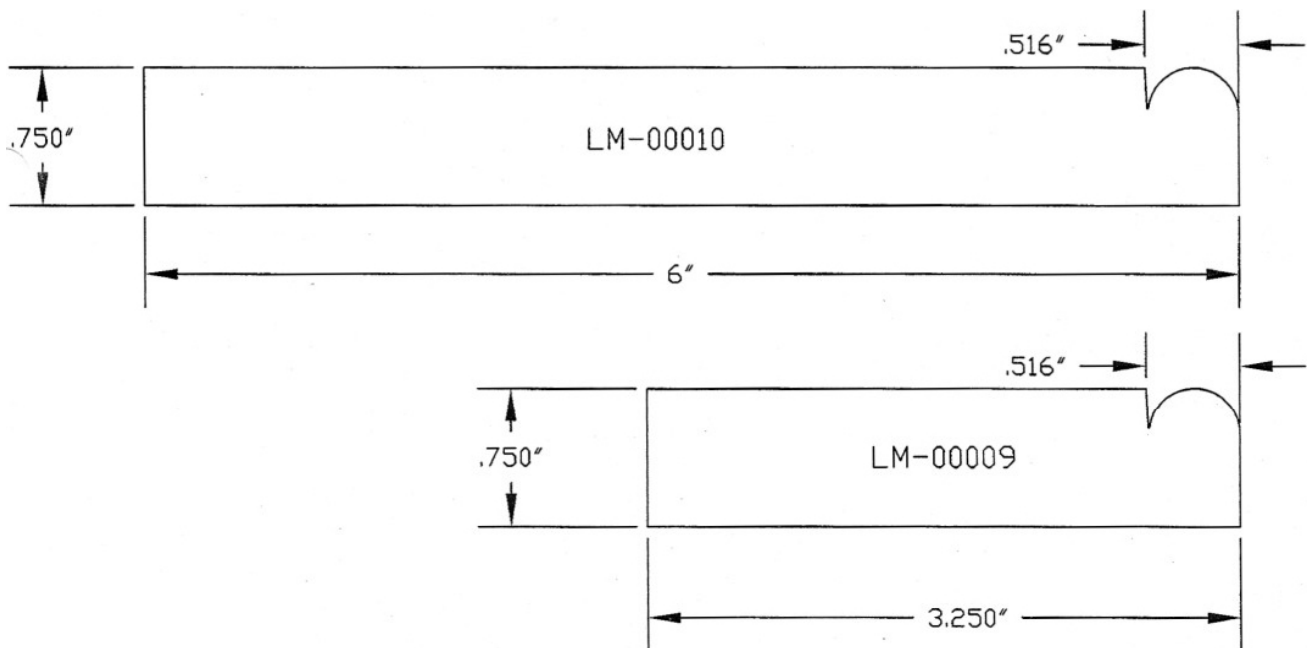
***1-1/32" x 3-1/2"***

C 11

**KNIFE NUMBER**  
**LM-00009/10**  
**Casing/Base**



# ***Curwensville Moulding and Millwork***



C 12

***3/4" x specify height"***

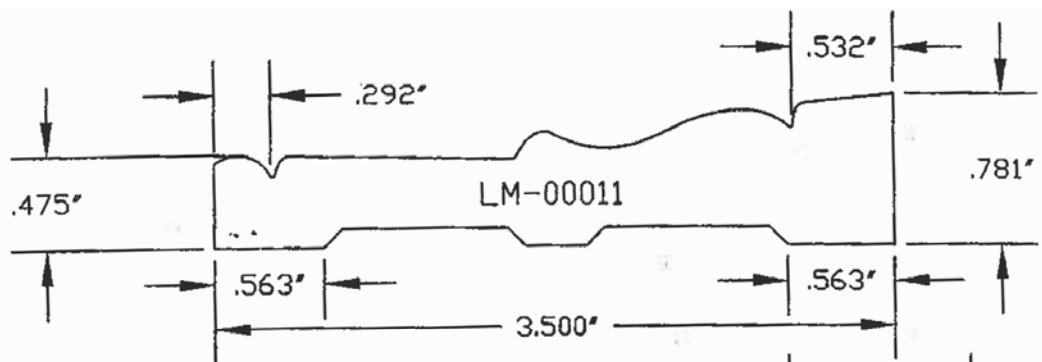
**KNIFE NUMBER**

**LM-00011**

**Casing**



# ***Curwensville Moulding and Millwork***



***25/32" x 3-1/2"***

**C 13**

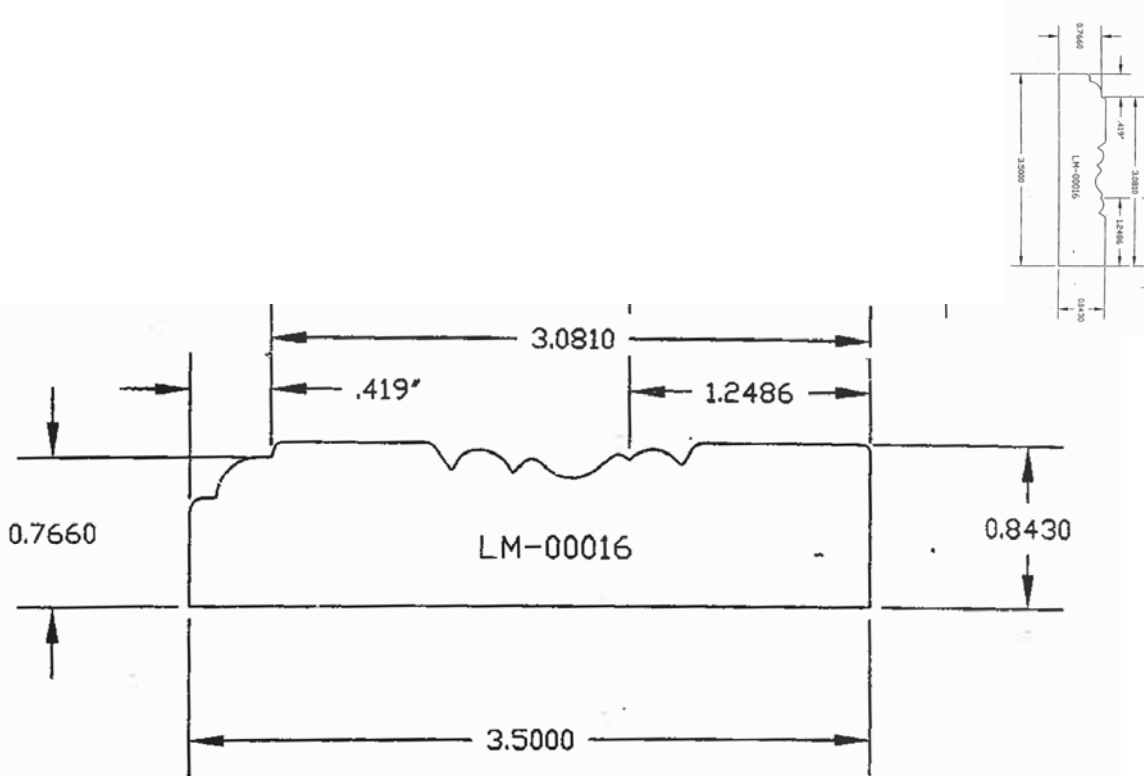
**KNIFE NUMBER**

**LM-00016**

**Casing**



# ***Curwensville Moulding and Millwork***



C 14

***27/32" x 3-1/2"***

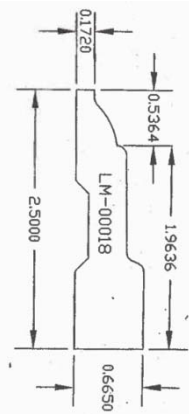
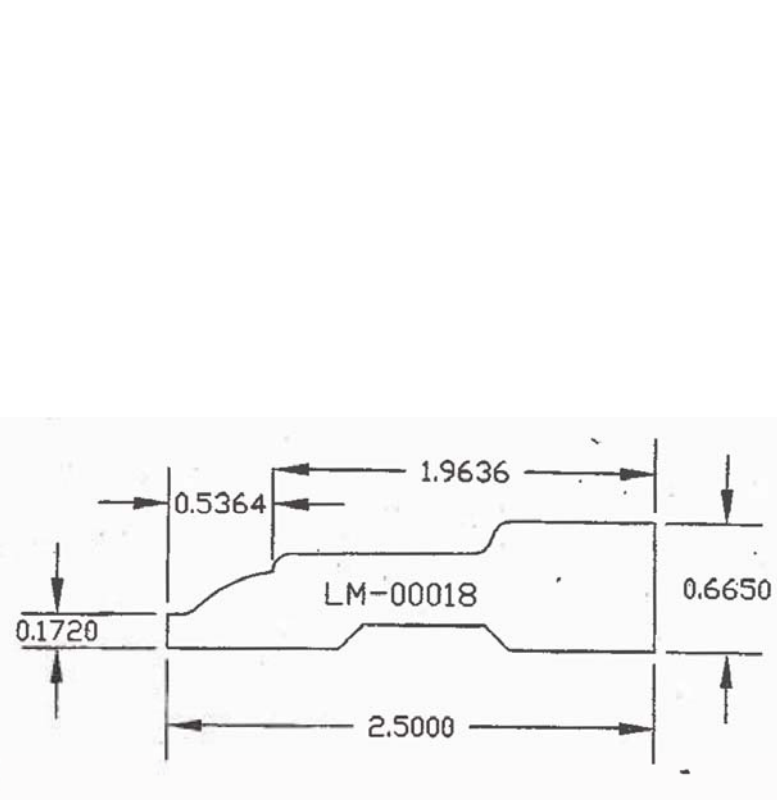
**KNIFE NUMBER**

**LM-00018**

**Casing**



# ***Curwensville Moulding and Millwork***



***21/32" x 2-1/2"***

**C 15**



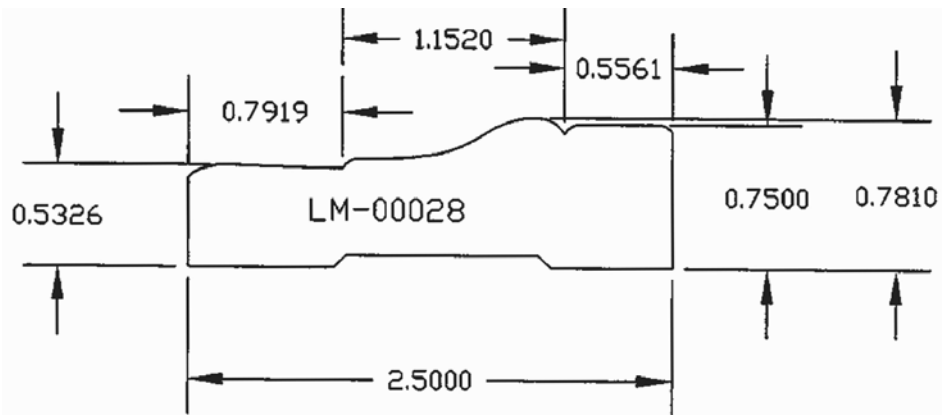
**KNIFE NUMBER**

**LM-00028**

**Casing**



# ***Curwensville Moulding and Millwork***



C 16

***3/4" x 2-1/2"***

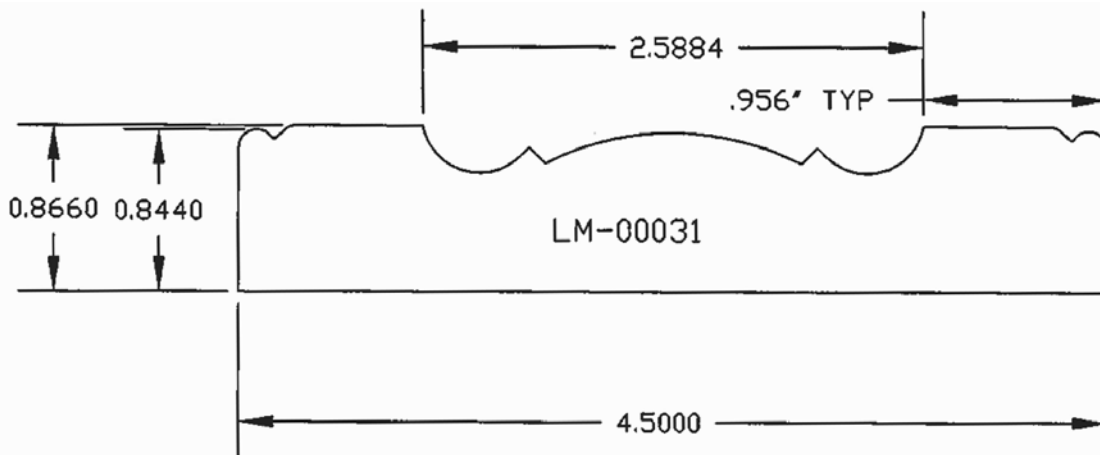
**KNIFE NUMBER**

**LM-00031**

**Casing**



# ***Curwensville Moulding and Millwork***



***7/8" x 4-1/2"***

C 17

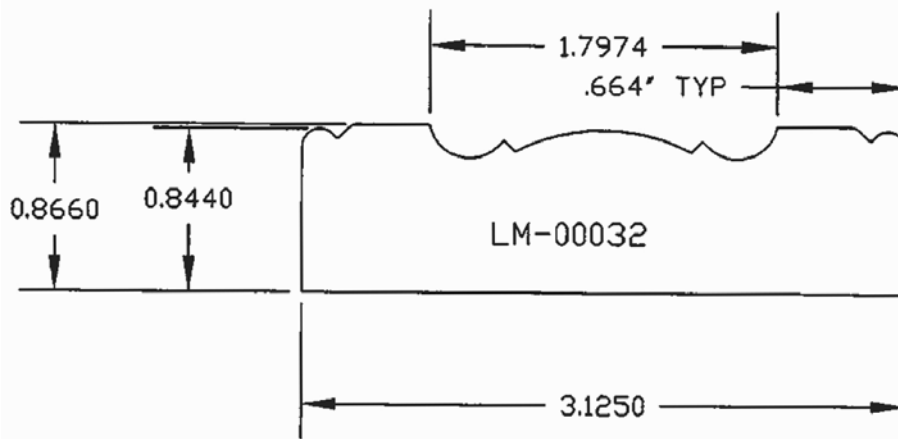
**KNIFE NUMBER**

**LM-00032**

**Casing**



# ***Curwensville Moulding and Millwork***



C 18

***7/8" x 3-1/8"***

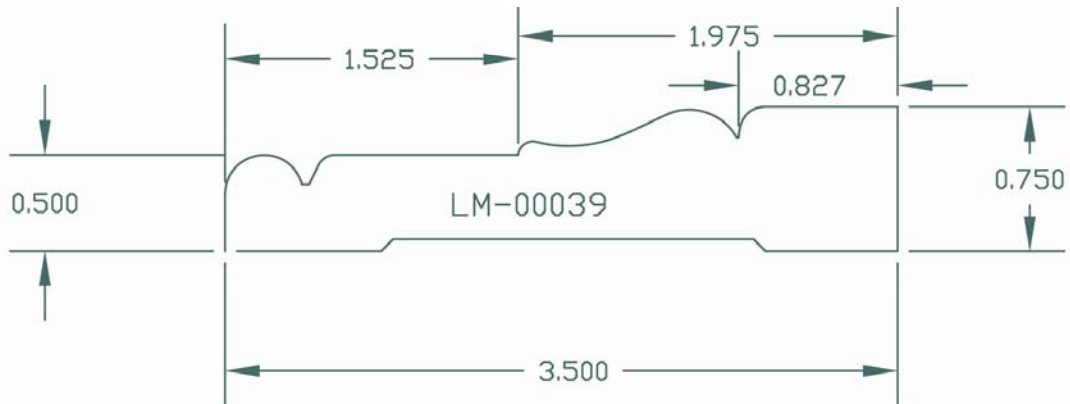
**KNIFE NUMBER**

***LM-00039***

***Casing***



# ***Curwensville Moulding and Millwork***



***3/4" x 3-1/2"***

C 19

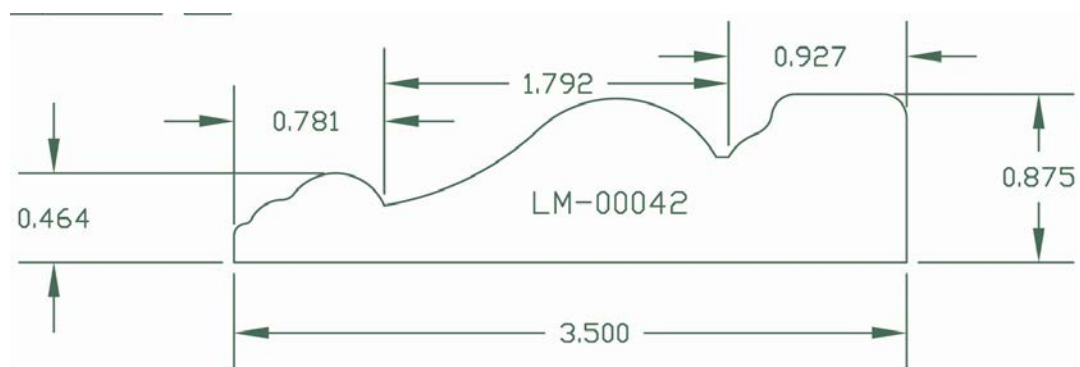
**KNIFE NUMBER**

**LM-00042**

**Casing**



# ***Curwensville Moulding and Millwork***



C 20

***7/8" x 3-1/2"***

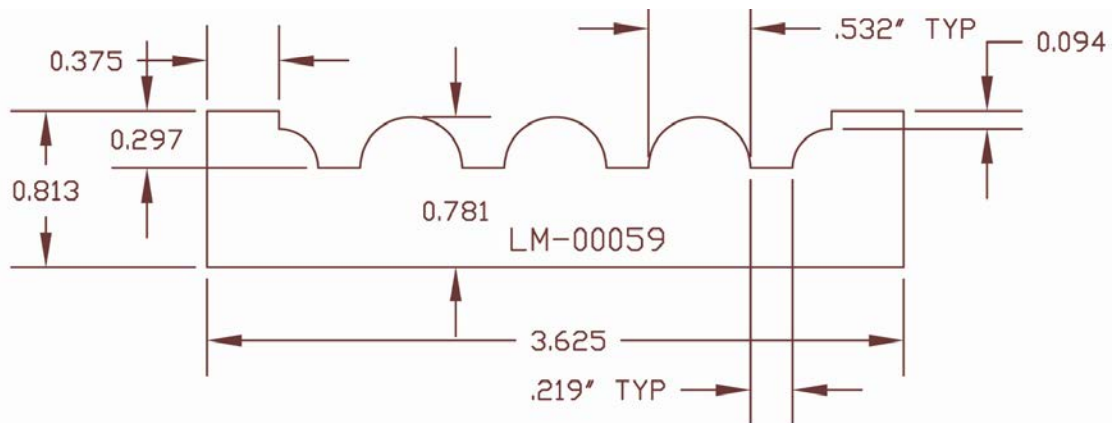
**KNIFE NUMBER**

**LM-00059**

**Casing**



# ***Curwensville Moulding and Millwork***



***13/16" x 3-5/8"***

C 21

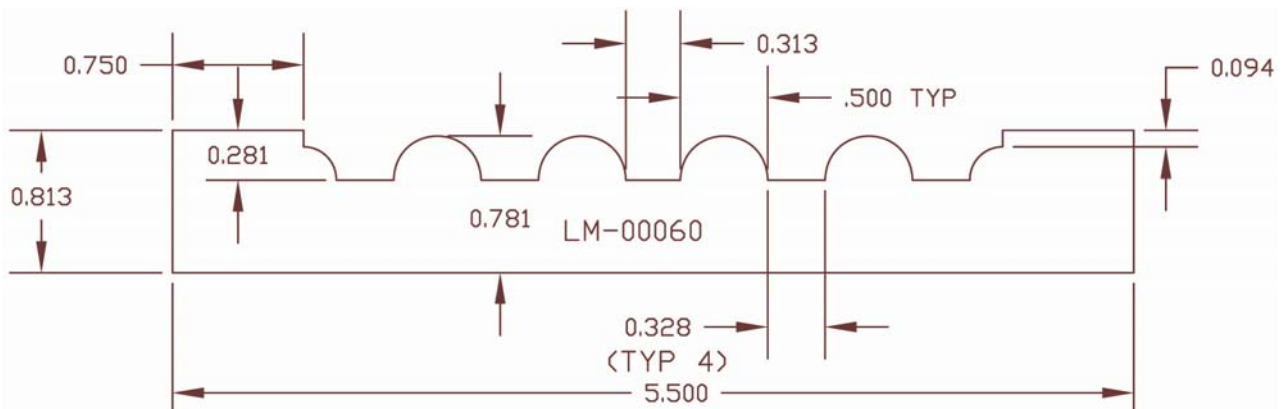
**KNIFE NUMBER**

**LM-00060**

**Casing**



# ***Curwensville Moulding and Millwork***



C 22

**13/16" x 5-1/2"**

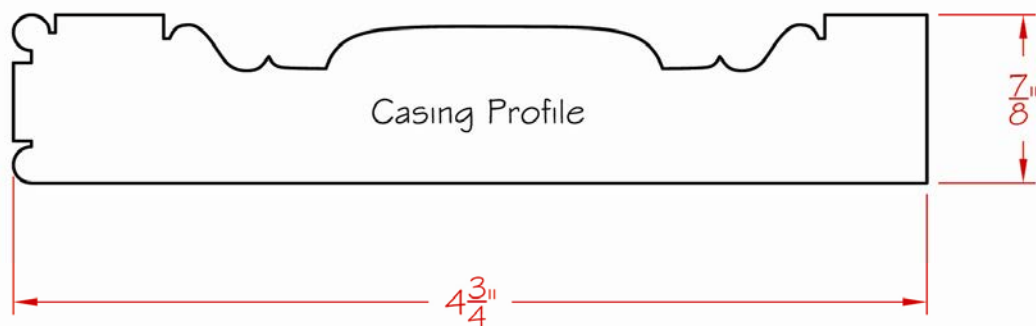
**KNIFE NUMBER**

**LM-00064**

**Casing**



# ***Curwensville Moulding and Millwork***



***7/8" x 4-3/4"***

**C 23**

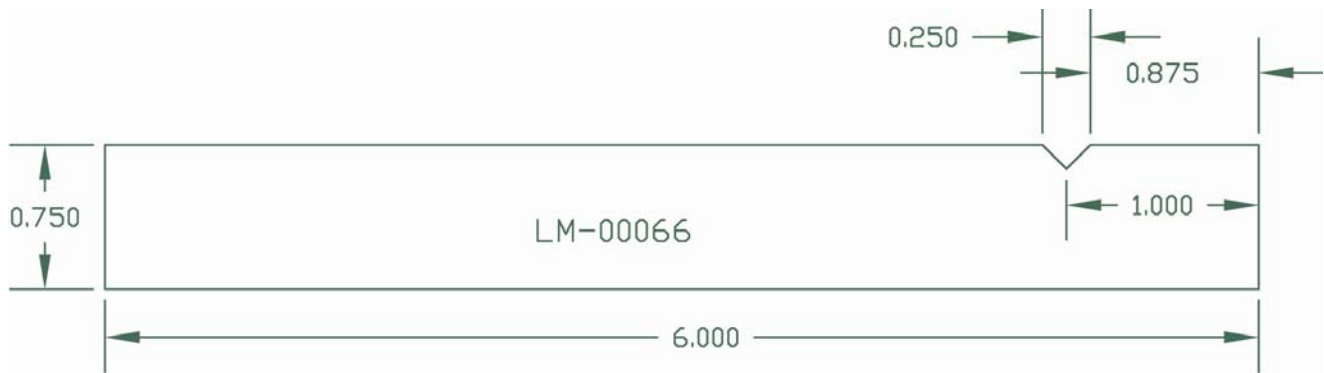


**KNIFE NUMBER**  
**LM-00066**  
**V-Groove**  
**Casing/Base**



# ***Curwensville***

## ***Moulding and Millwork***



C 24

***3/4" x 6"***

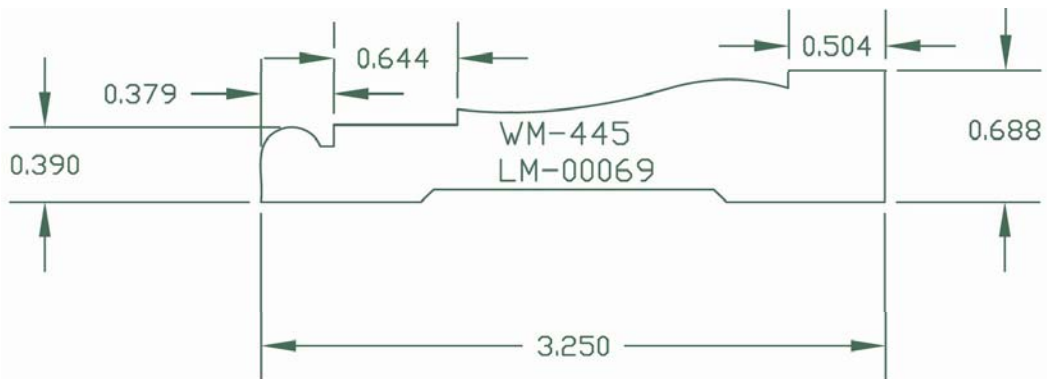
**KNIFE NUMBER**

**LM-00069**

**WM 445 Casing**



***Curwensville  
Moulding and Millwork***



***11/16" x 3-1/4"***

**C 25**

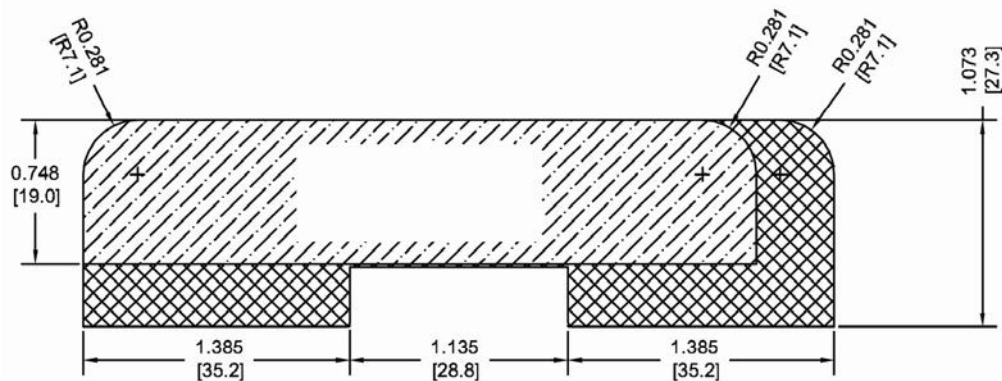
**KNIFE NUMBER**

**LEZ010**

**Heavy Eased Casing**



# ***Curwensville Moulding and Millwork***



***Specify thickness x specify width***

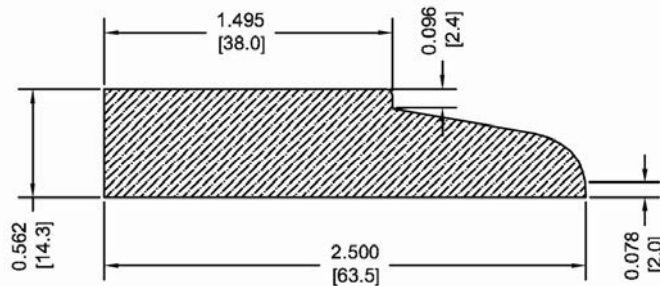
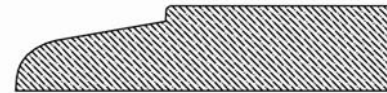
**KNIFE NUMBER**

**LEZ016**

**Casing**



# ***Curwensville Moulding and Millwork***



**9/16" x 2-1/2"**

**C 27**

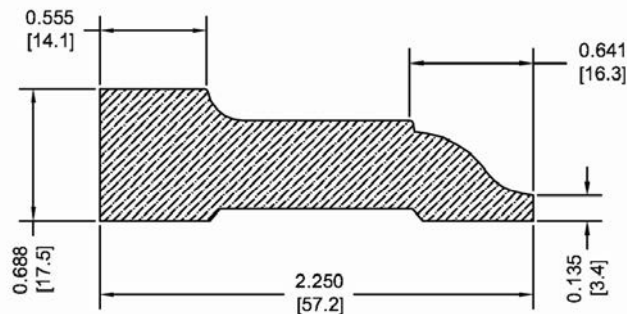

**KNIFE NUMBER**

**LEZ019**

**Casing**



# ***Curwensville Moulding and Millwork***



C 28

***11/16" x 2-1/4"***

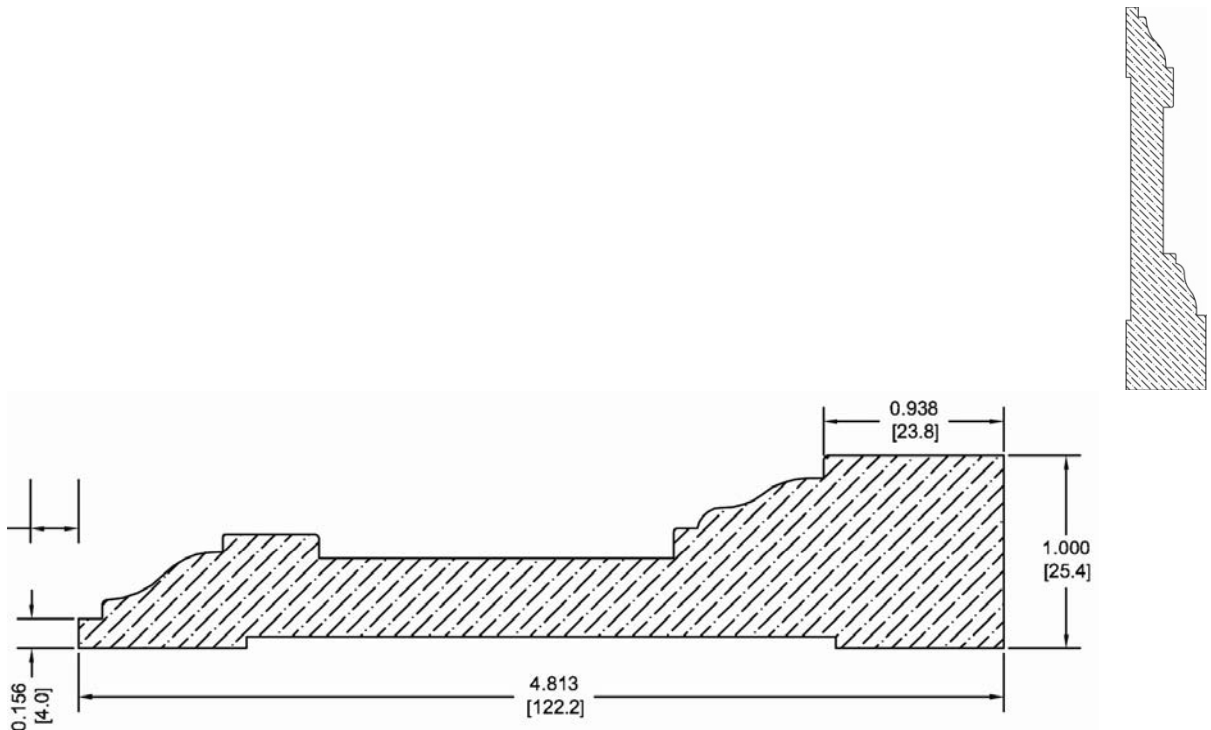
**KNIFE NUMBER**

**LEZ024**

**Casing**



# ***Curwensville Moulding and Millwork***



**1" x 4-13/16"**

**C 29**

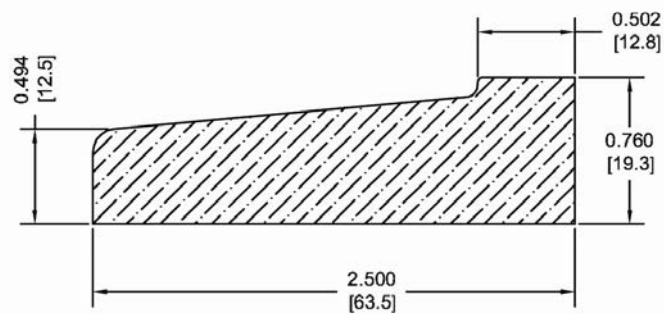
**KNIFE NUMBER**

**LEZ035**

**Casing**



# ***Curwensville Moulding and Millwork***



C 30

***3/4" x 2-1/2"***

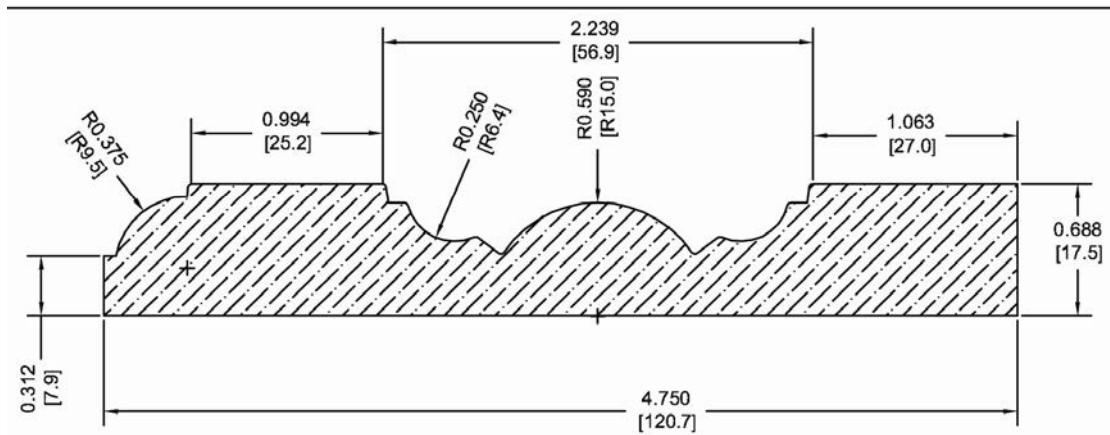
**KNIFE NUMBER**

**LEZ039**

**Casing**



# ***Curwensville Moulding and Millwork***



***11/16" x 4-3/4"***

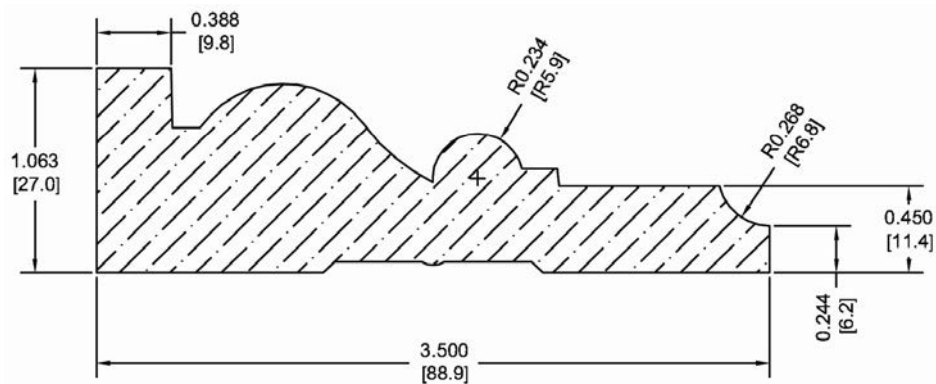
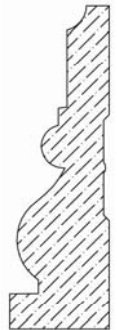
**C 31**



**KNIFE NUMBER**  
**LEZ045**  
**9043M Casing**



# ***Curwensville Moulding and Millwork***



**1-1/16" x 3-1/2"**

**C 32**

*Curwensville*  
*Millwork*  
*Division*  
*Base &*  
*Base Cap*




**KNIFE NUMBER**

**WM163E-L**

**Base**



# ***Curwensville Moulding and Millwork***



***Stocked at most Lezzer locations in 3-1/4" oak – OAK623***

***9/16" x 3-1/4" or specify height***

**B 1**


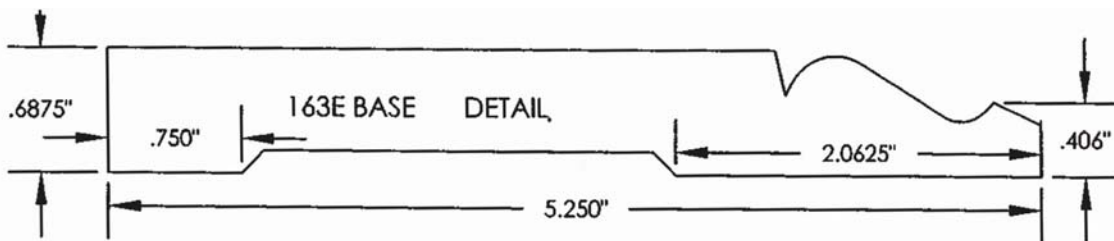
**KNIFE NUMBER**

**WM163E-L**

**Base**



# ***Curwensville Moulding and Millwork***



B 2

***9/16" x specify height***


**KNIFE NUMBER**

**WM713-L**

**Base**



# ***Curwensville Moulding and Millwork***



**9/16" x 3-1/4"**

**B 3**

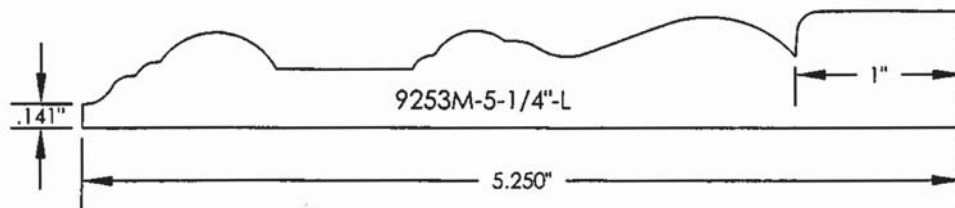

**KNIFE NUMBER**

**9253M-L**

**Base**



***Curwensville  
Moulding and Millwork***



B 4

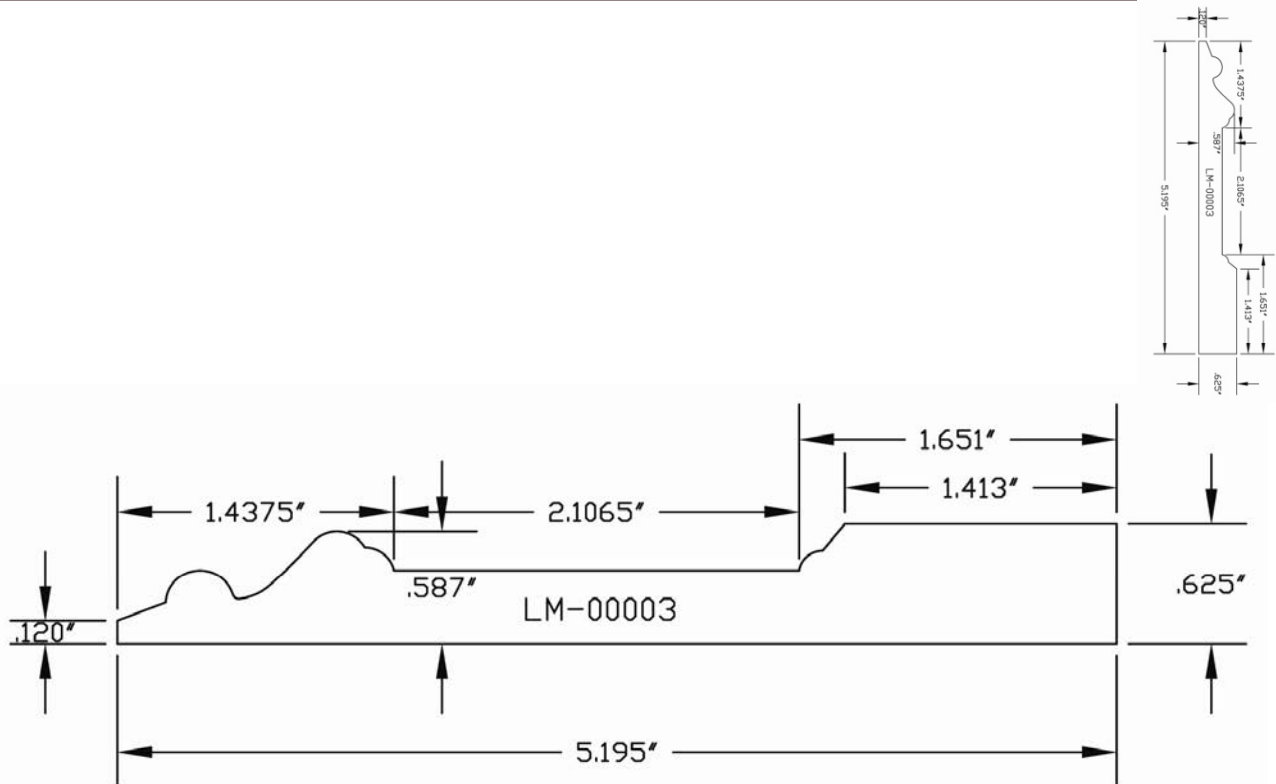
**9/16" x 5-1/4" or 7-1/4"**

***KNIFE NUMBER***  
***LM-00003***  
***Base***



# ***Curwensville***

## ***Moulding and Millwork***



***5/8" x 5-3/16"***

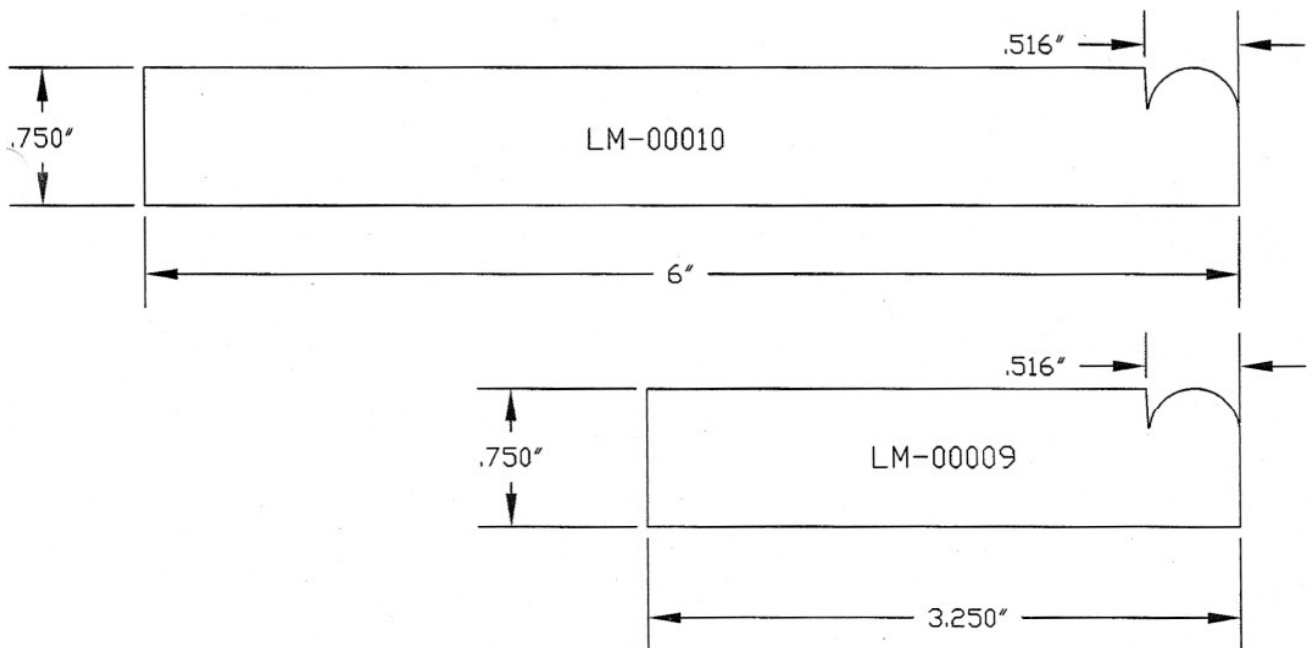
**B 5**



**KNIFE NUMBER**  
**LM-00009/10**  
**Casing/Base**



# ***Curwensville Moulding and Millwork***



B 6

***3/4" x specify height"***

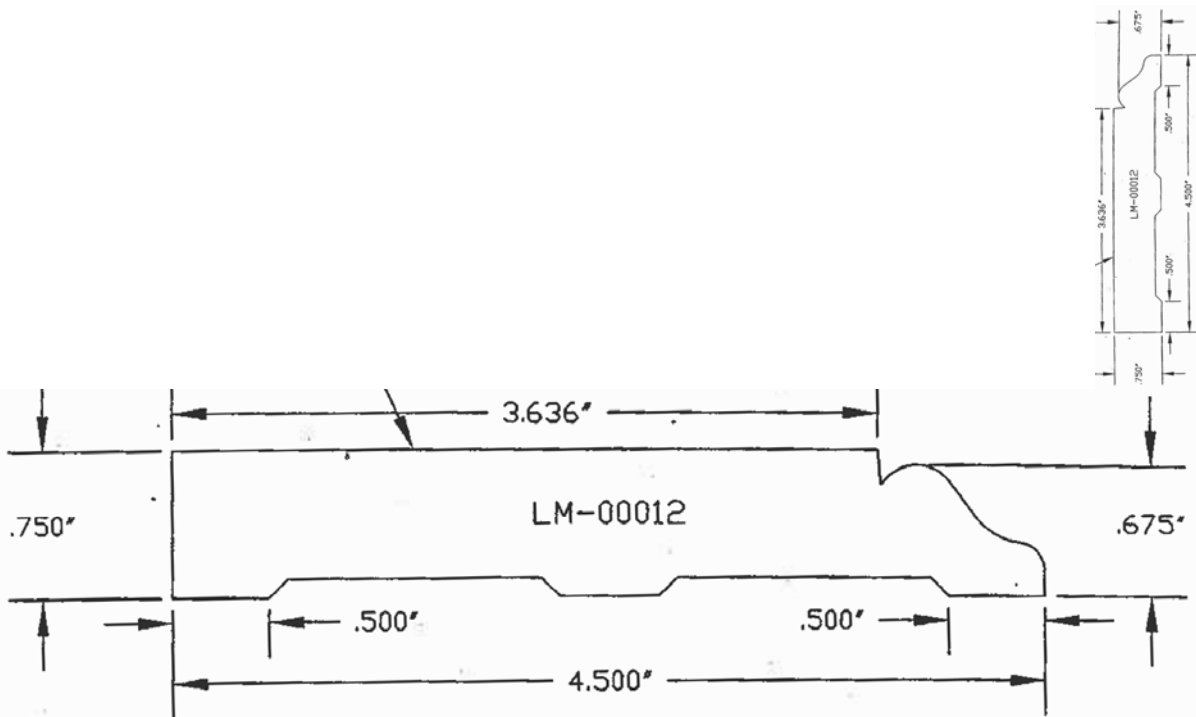
**KNIFE NUMBER**

**LM-00012**

**Base**



# ***Curwensville Moulding and Millwork***



**3/4" x 4-1/2"**

**B 7**

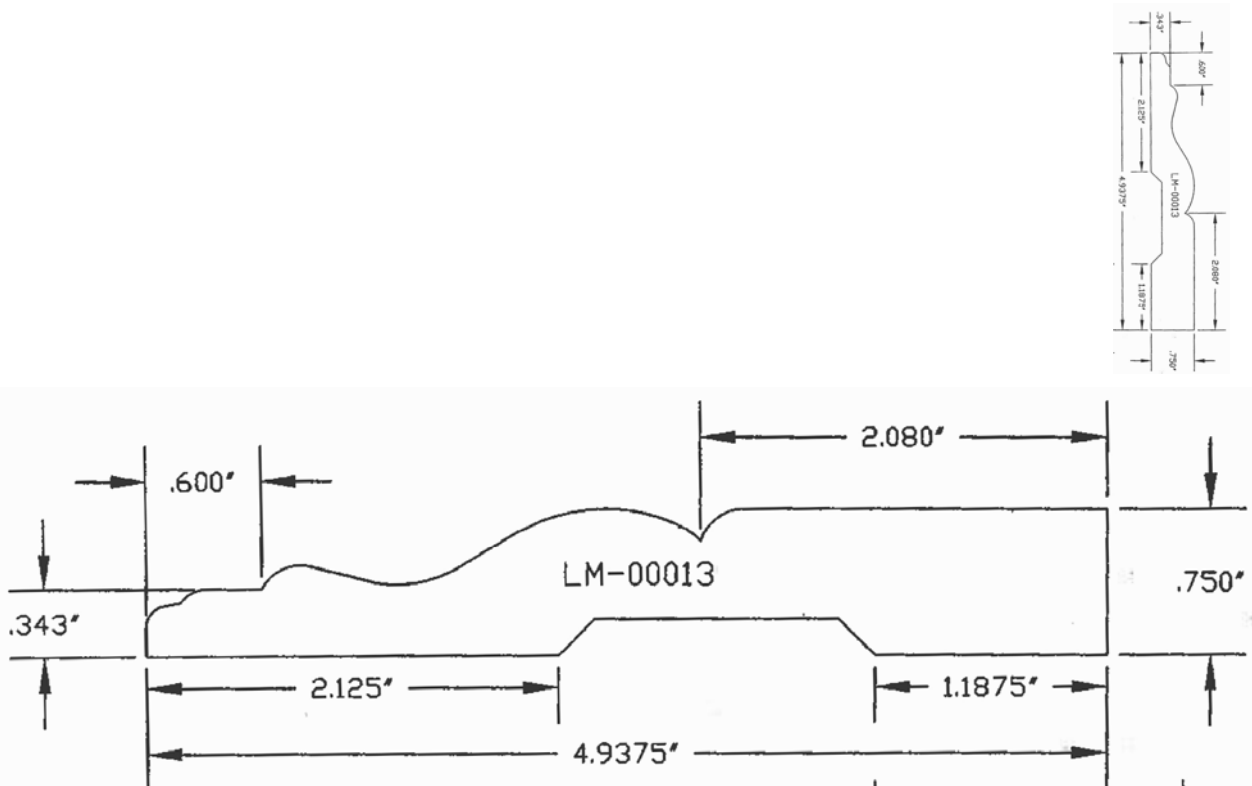
**KNIFE NUMBER**

**LM-00013**

**Base**



# ***Curwensville Moulding and Millwork***



B 8

***3/4" x 4-15/16"***

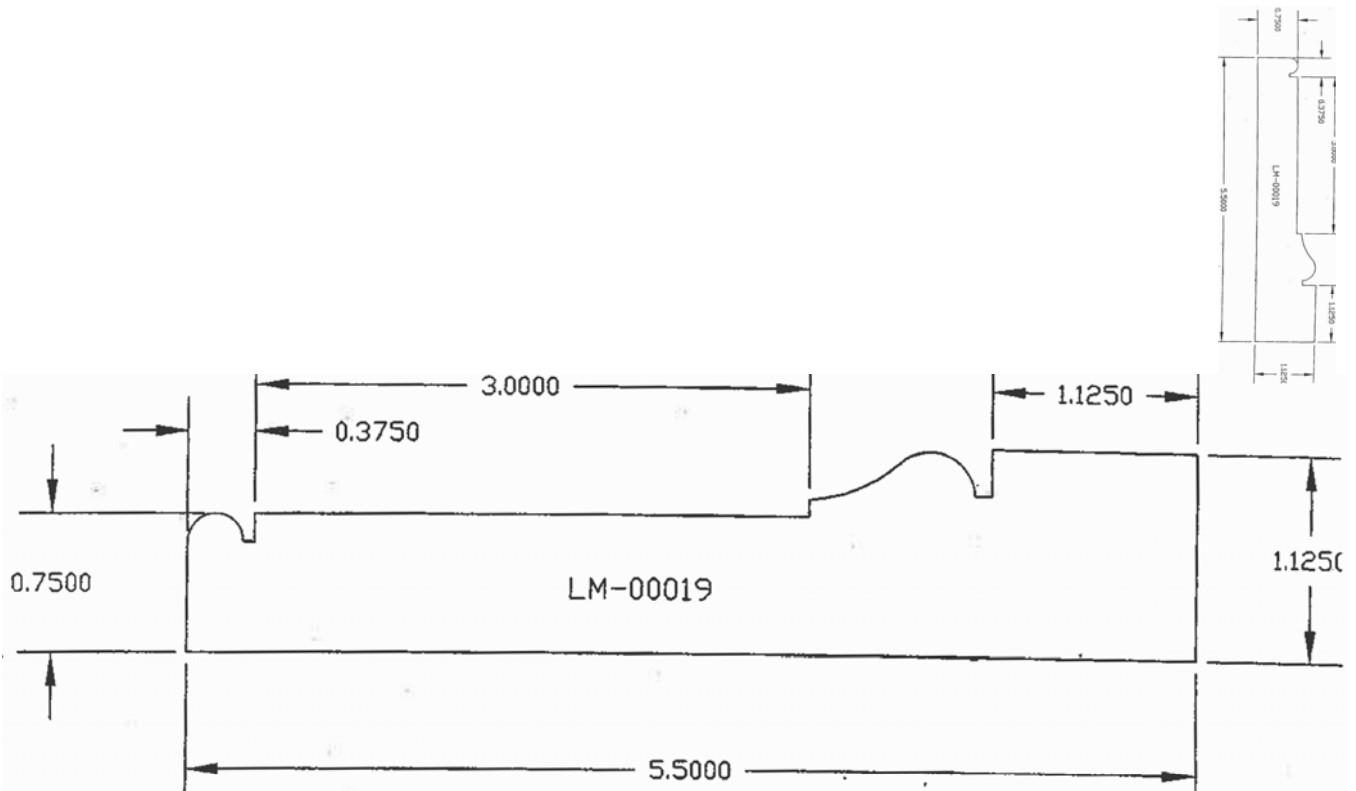
**KNIFE NUMBER**

***LM-00019***

***Base***



# ***Curwensville Moulding and Millwork***



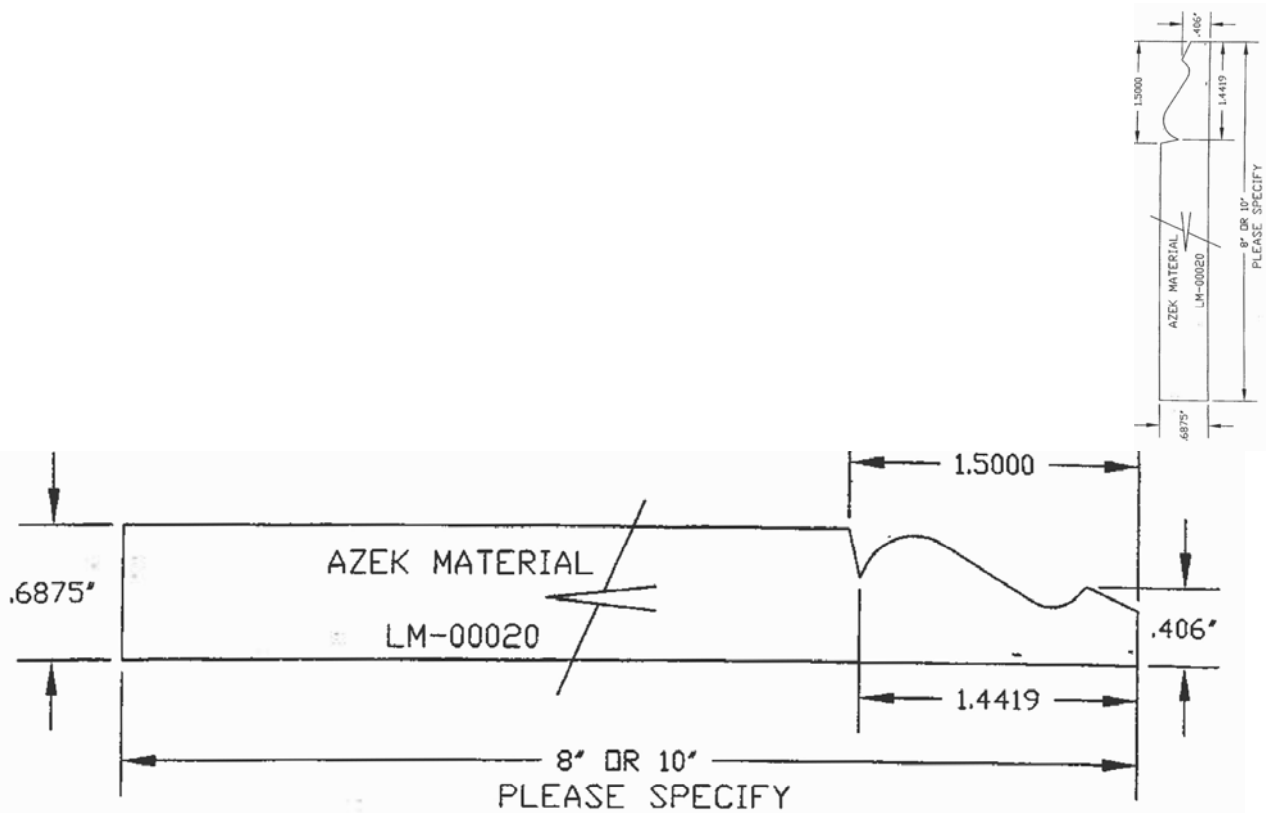
***1-1/8" x 5-1/2"***

**B 9**

**KNIFE NUMBER**  
**LM-00020**  
**Azek Base or Cap**



# ***Curwensville Moulding and Millwork***



B 10

***1 1/16" x specify height***

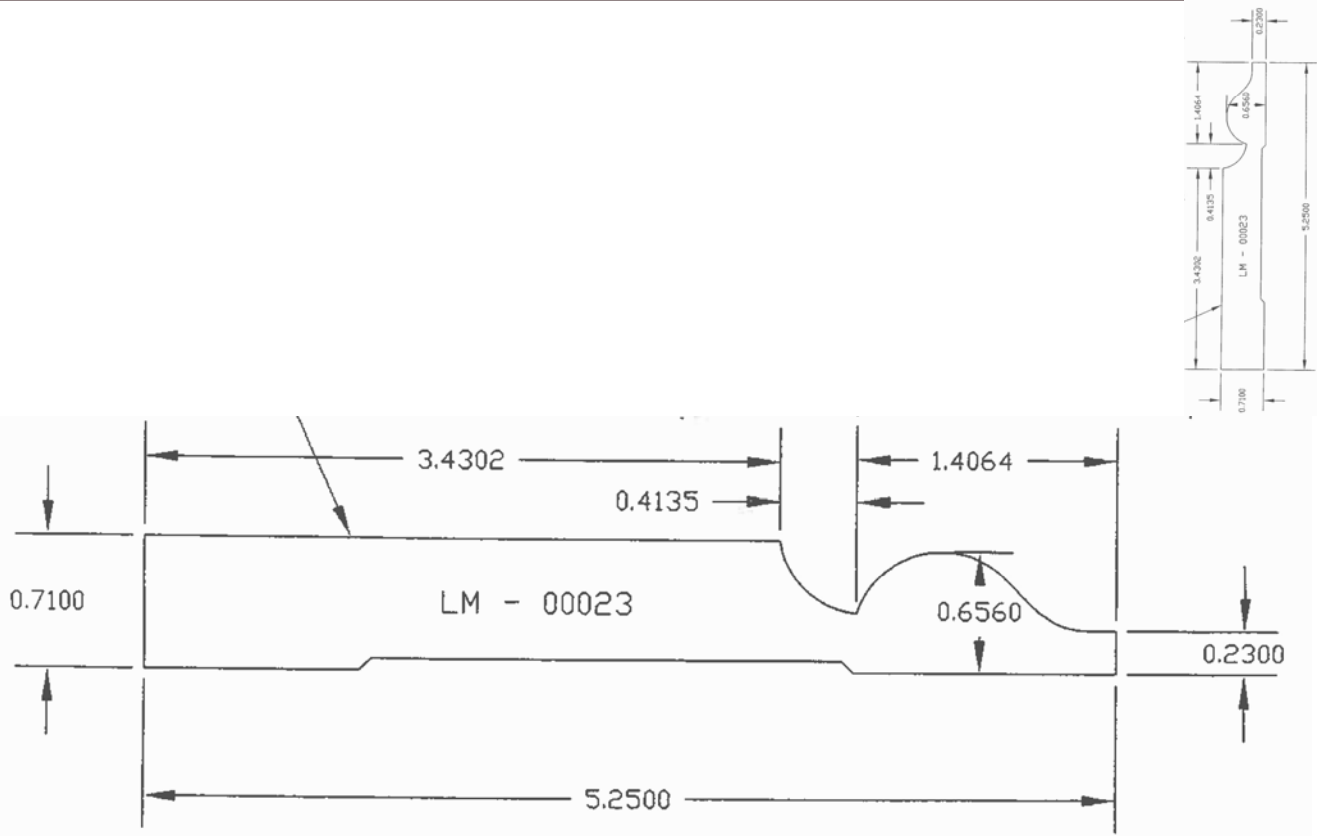
**KNIFE NUMBER**

**LM-00023**

**Base**



# ***Curwensville Moulding and Millwork***



***23/32 " x 5-1/4"***

**B 11**

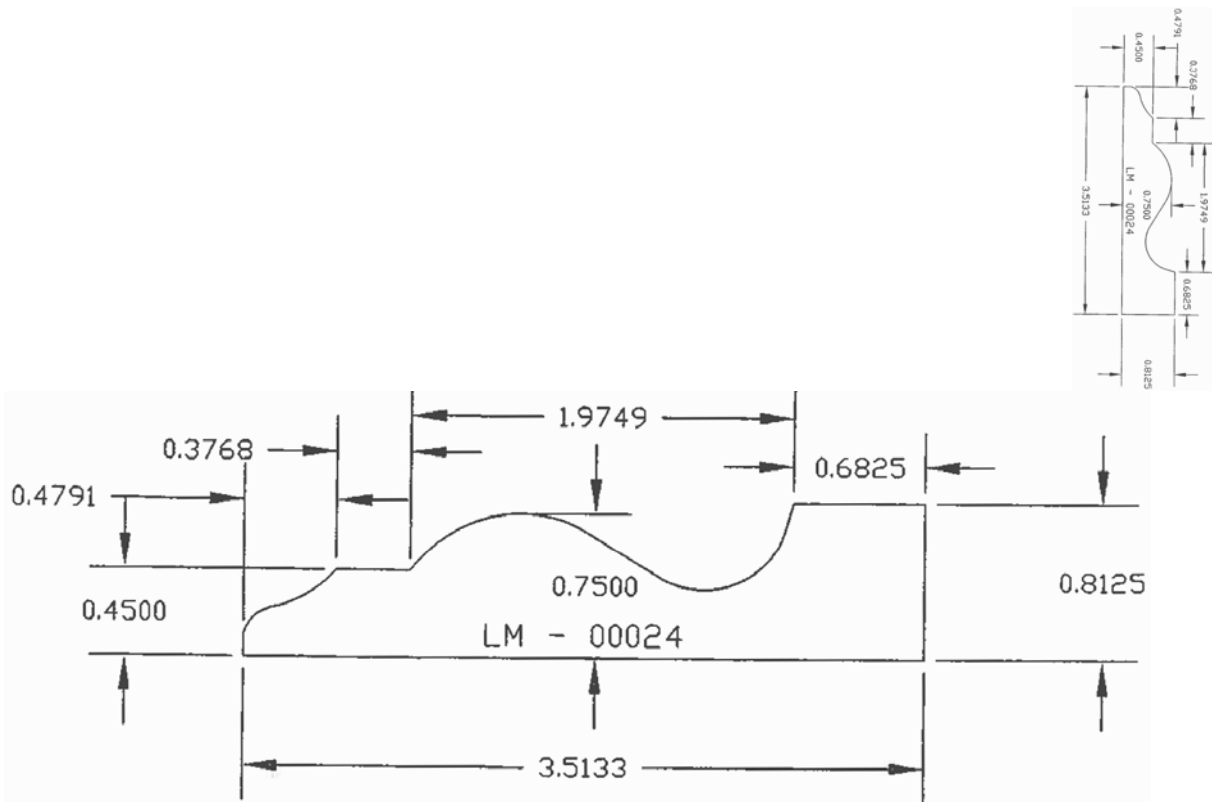
**KNIFE NUMBER**

**LM-00024**

**Base**



# ***Curwensville Moulding and Millwork***



B 12

***13/16" x 3-33/64"***

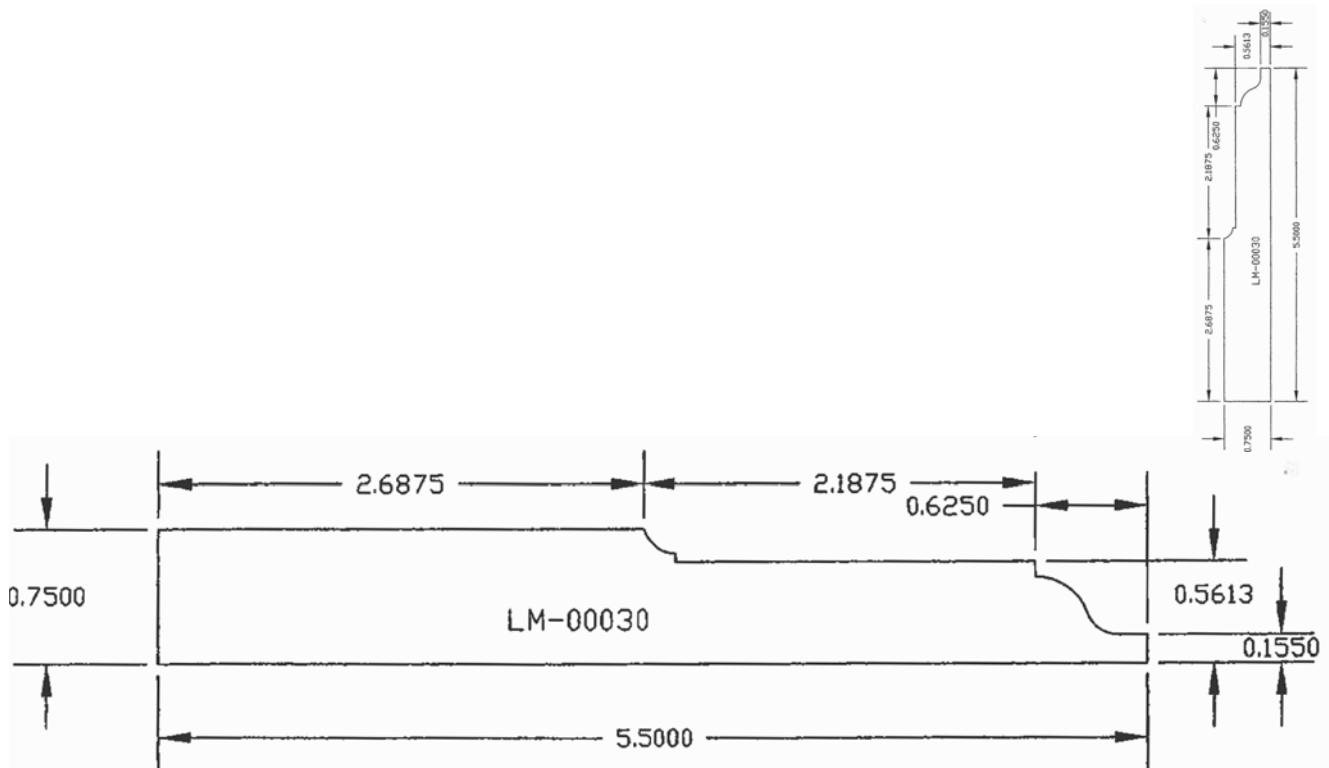
**KNIFE NUMBER**

**LM-00030**

**Base**



# ***Curwensville Moulding and Millwork***



***3/4" x 5-1/2"***

**B 13**



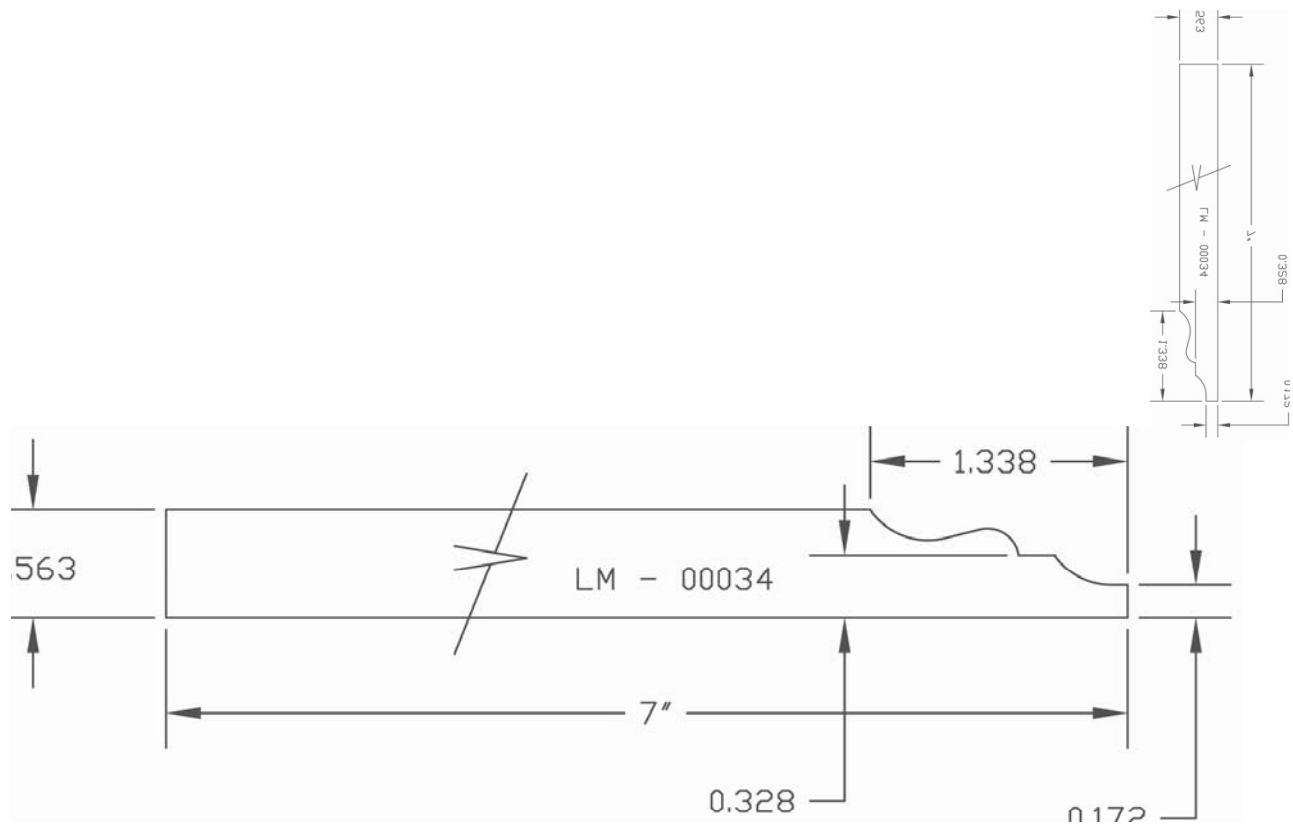
**KNIFE NUMBER**

**LM-00034**

**Base**



# ***Curwensville Moulding and Millwork***



**9/16" x 7"**

**B 14**

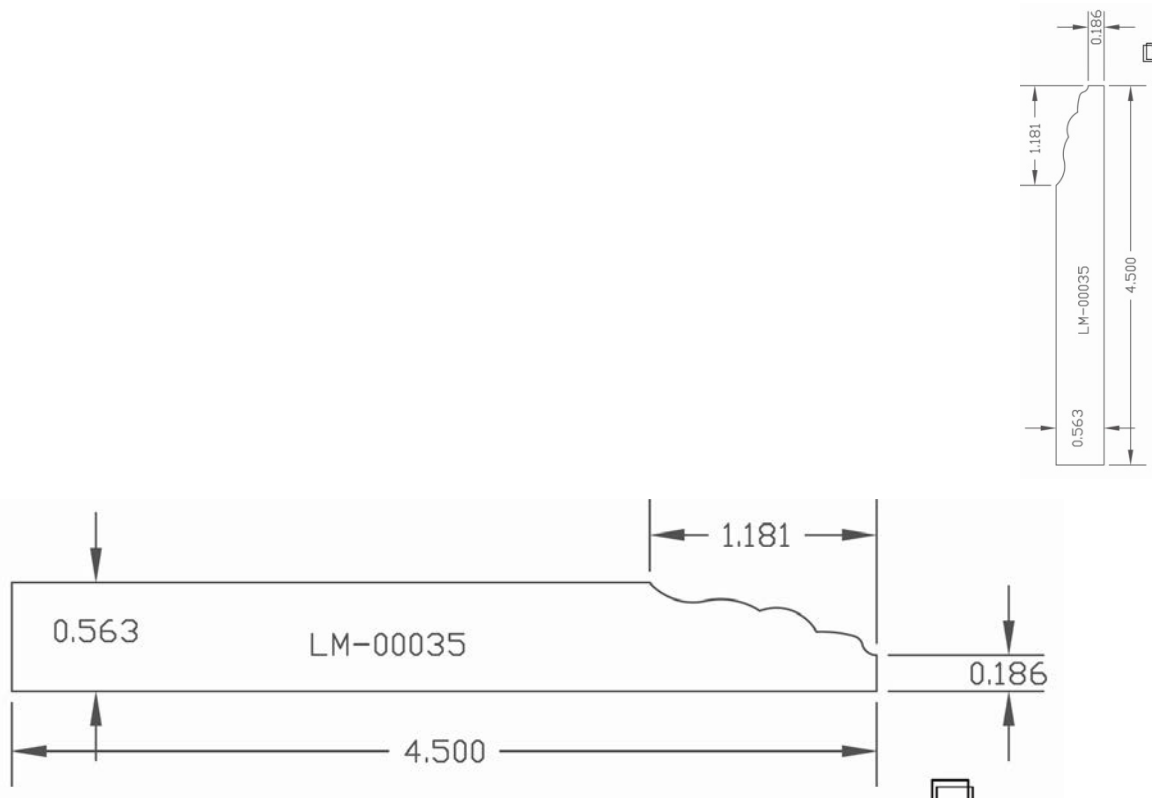
**KNIFE NUMBER**

**LM-00035**

**Base**



# ***Curwensville Moulding and Millwork***



**9/16" x 4-1/2"**

**B 15**


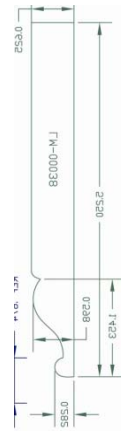
**KNIFE NUMBER**

**LM-00038**

**Base**



# ***Curwensville Moulding and Millwork***



***5/8" x 5-1/4"***

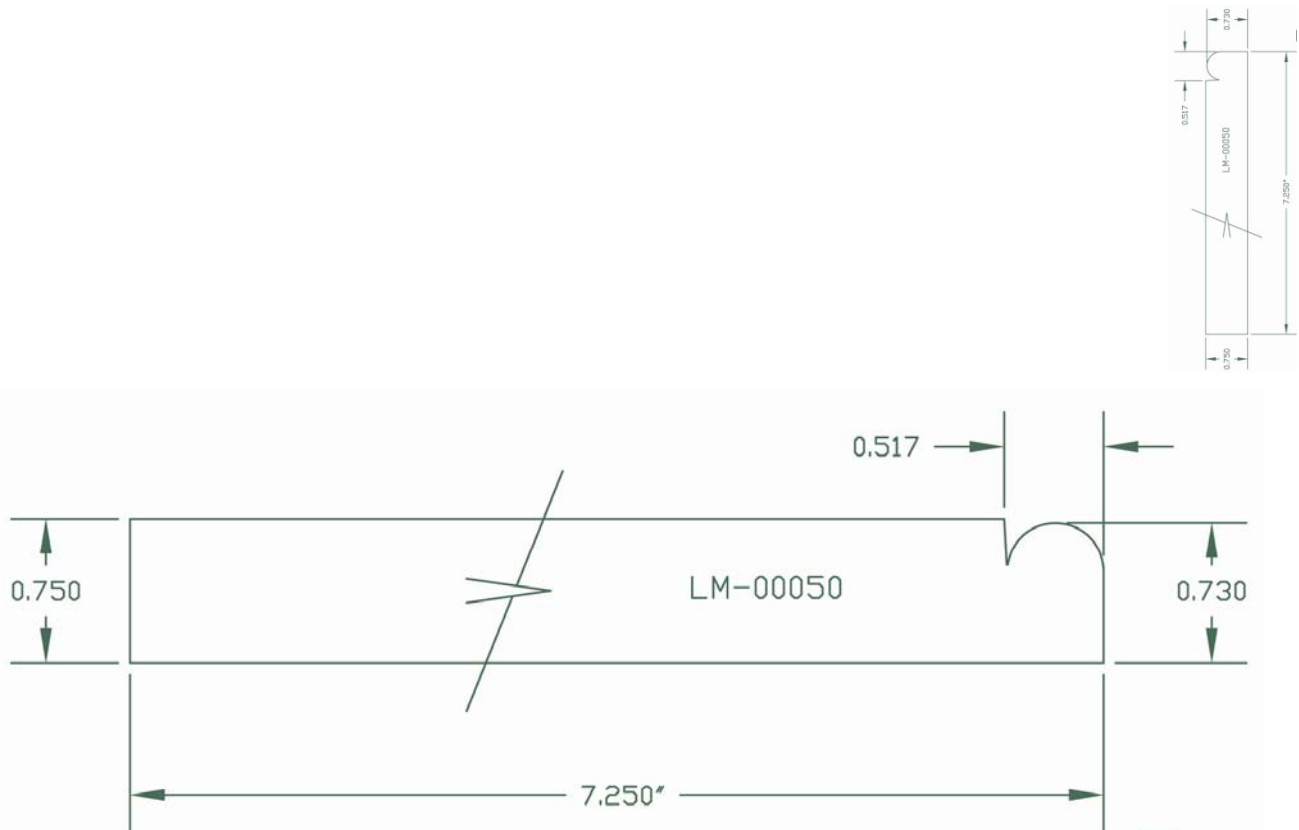
**B 16**

**KNIFE NUMBER**  
**LM-00050**  
**Beaded Base**



# ***Curwensville***

## ***Moulding and Millwork***



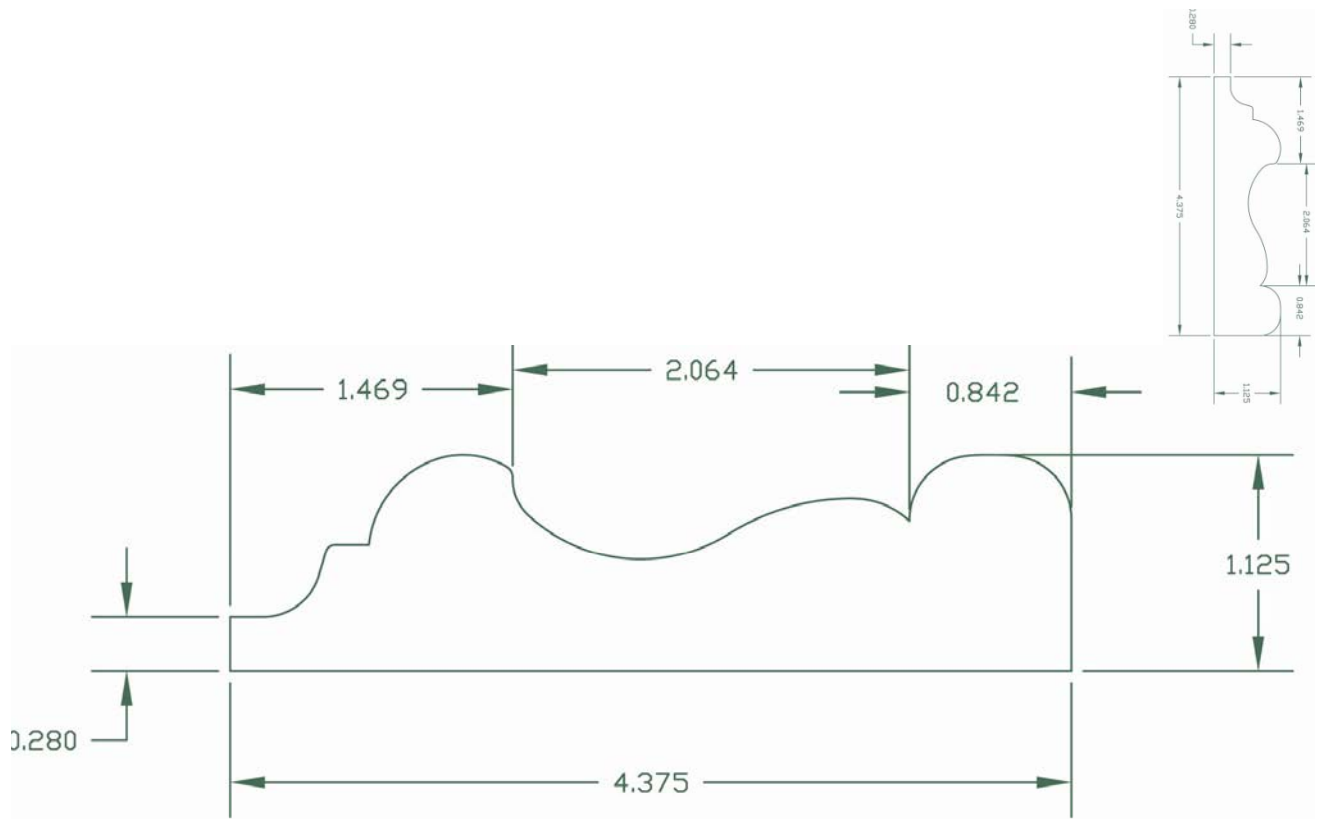
**3/4" x 7-1/4"**

**B 17**

**KNIFE NUMBER**  
**LM-00052**  
**Furniture Base**



# ***Curwensville Moulding and Millwork***



**1-1/8" x 4-3/8"**

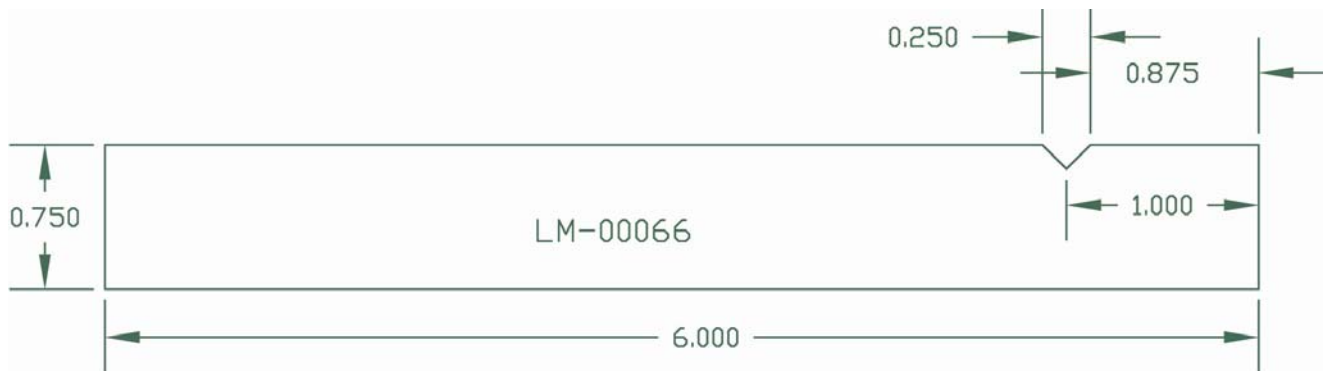
B 18

**KNIFE NUMBER**  
**LM-00066**  
**V-Groove**  
**Casing/Base**



# ***Curwensville***

## ***Moulding and Millwork***



***3/4" x 6"***

**B 19**

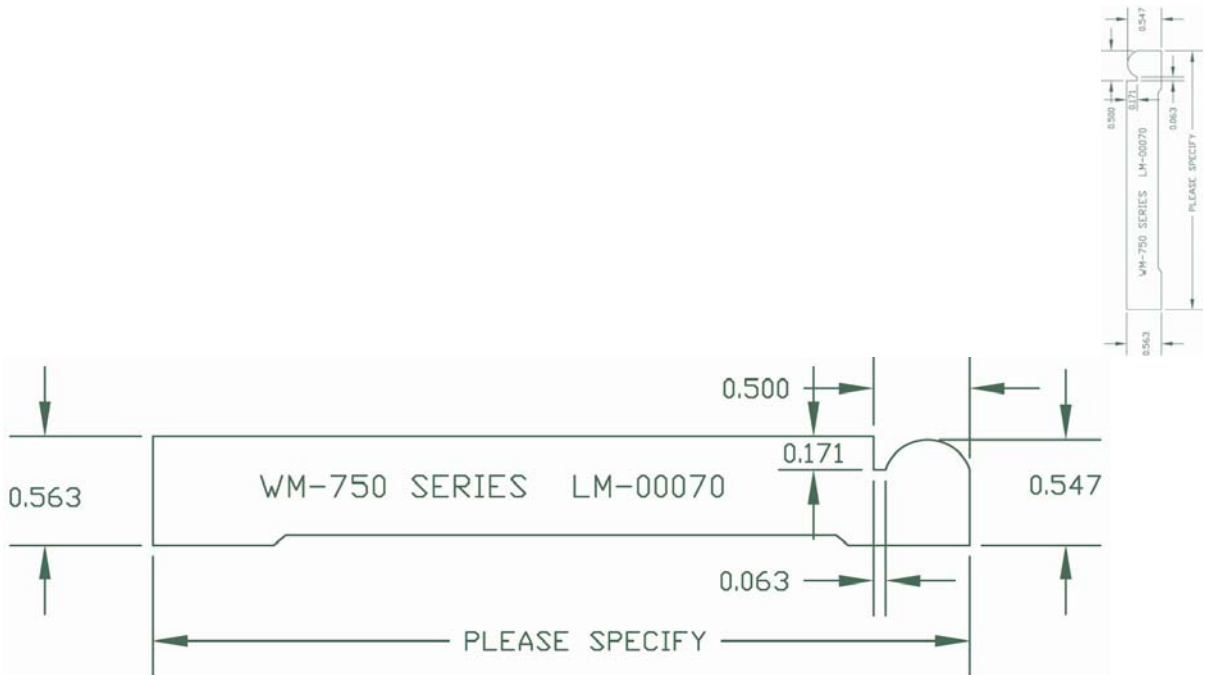
**KNIFE NUMBER**

**LM-00070**

**WM750 Series Base**



# ***Curwensville Moulding and Millwork***



**B 20**

***5/8" x specify height***

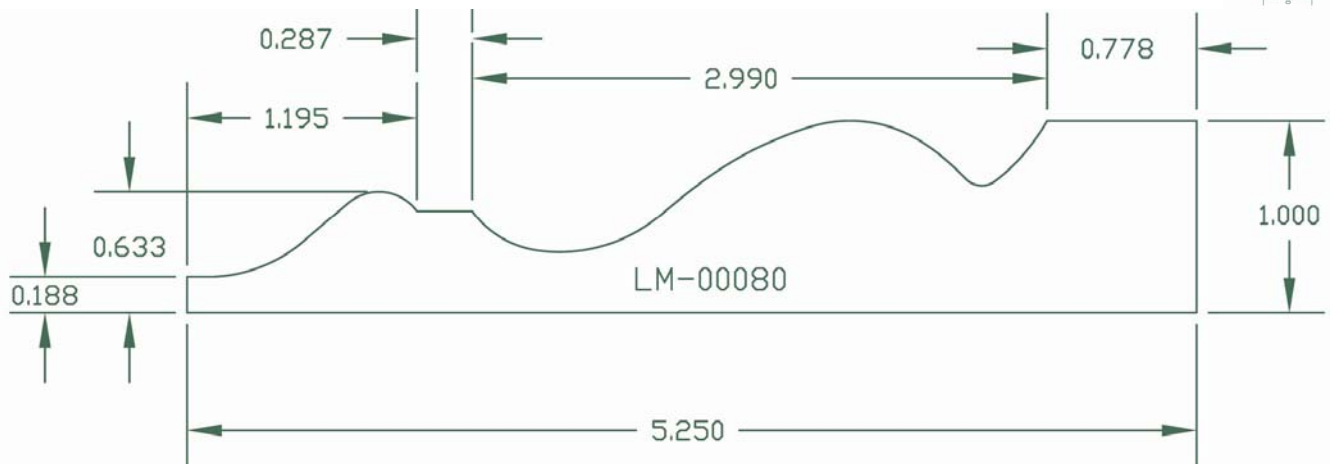
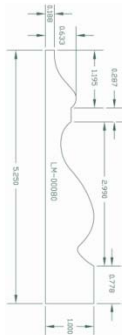
**KNIFE NUMBER**

**LM-00080**

**Base**



# ***Curwensville Moulding and Millwork***



**1" x 5-1/4"**

**B 21**



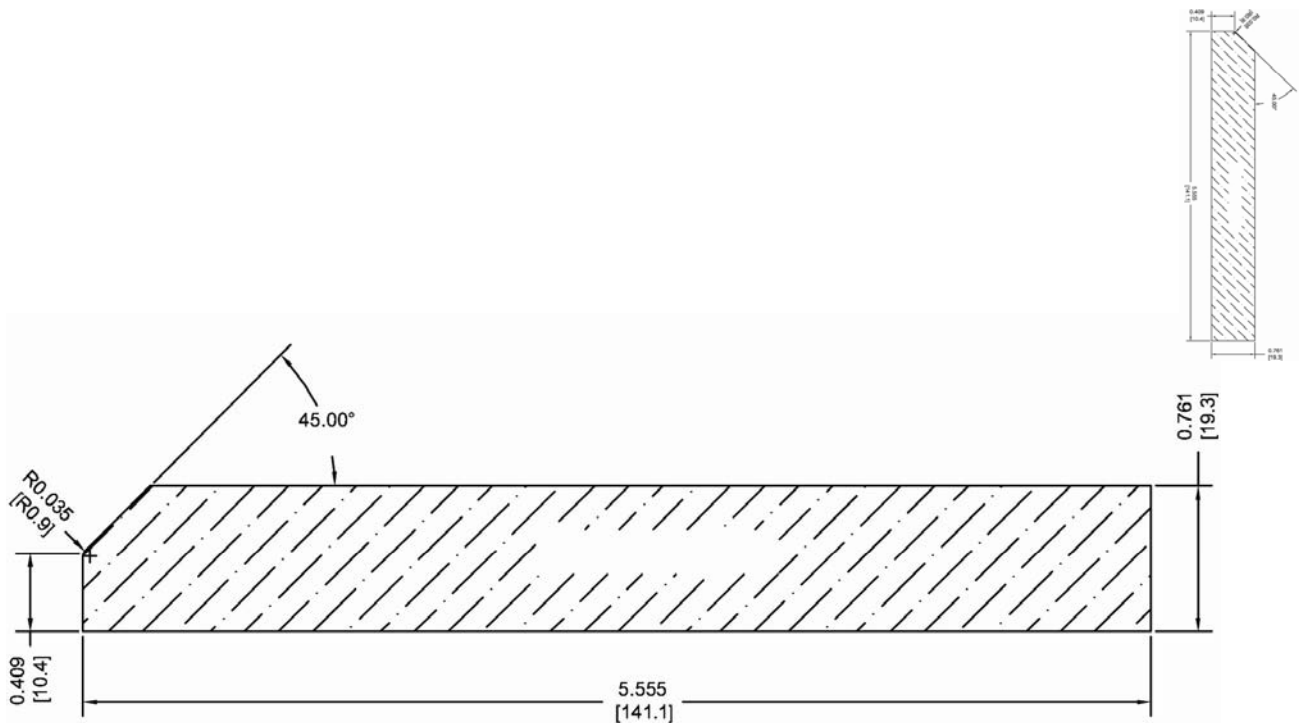
**KNIFE NUMBER**

**LEZ011**

**Base**



# ***Curwensville Moulding and Millwork***



**B 22**

***3/4" x specify width"***

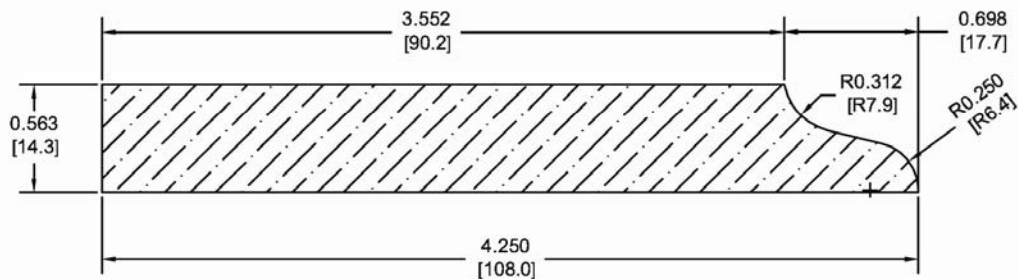
**KNIFE NUMBER**

**LEZ018**

**Base**



***Curwensville  
Moulding and Millwork***



**9/16" x 4-1/4"**

**B 23**

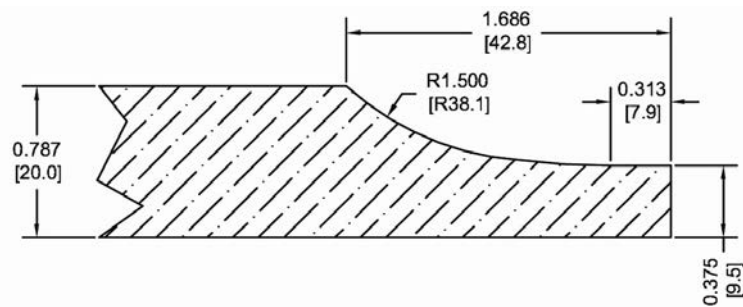
**KNIFE NUMBER**

**LEZ033**

**Base** (use with LEZ034)



# ***Curwensville Moulding and Millwork***



B 24

***13/16 x specify height***

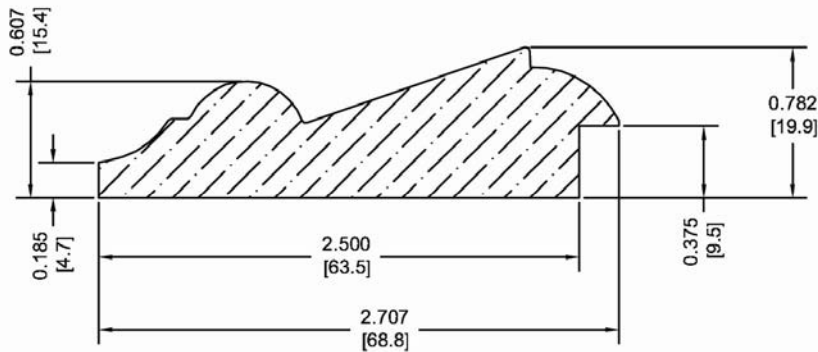
**KNIFE NUMBER**

**LEZ034**

**Base Cap (use with LEZ033)**



# ***Curwensville Moulding and Millwork***



***13/16" x 2-1/2"***

**B 25**

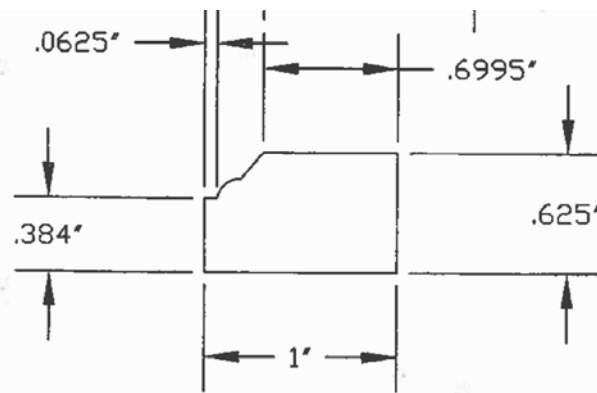
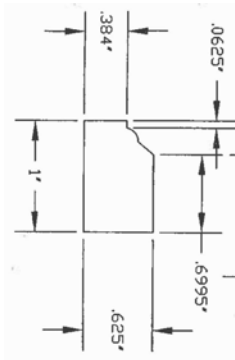
**KNIFE NUMBER**

***LM-00015***

***Base Cap***



# ***Curwensville Moulding and Millwork***



***5/8" x 1"***

B 26

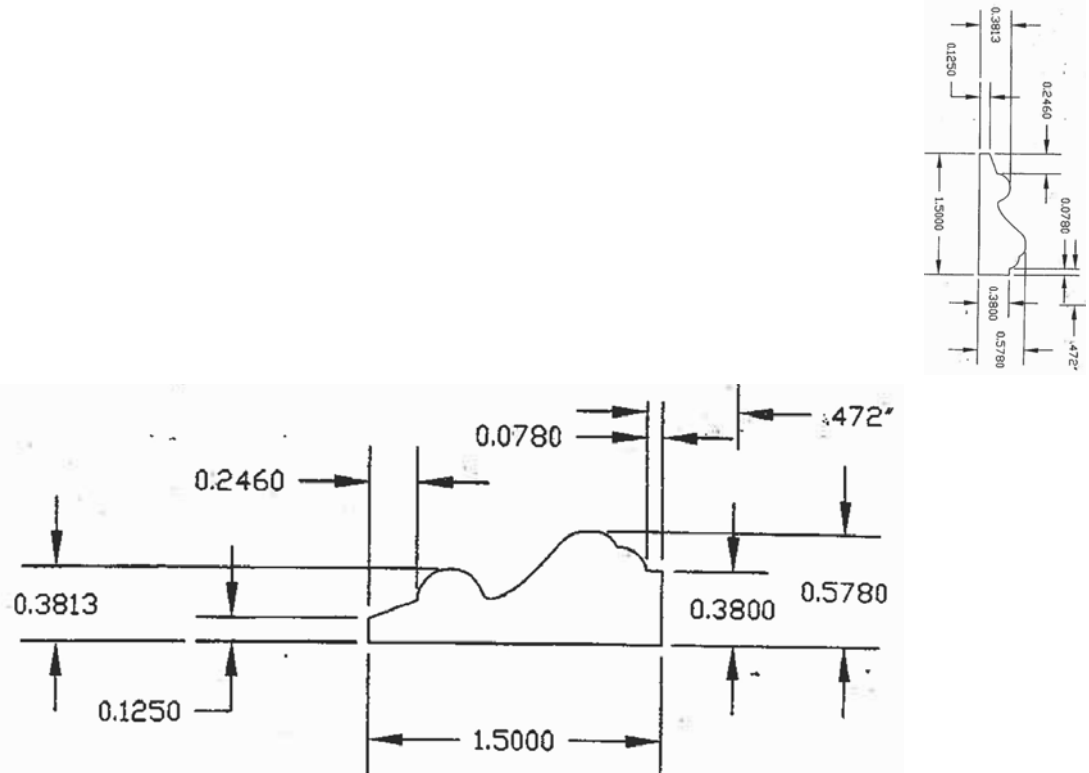
**KNIFE NUMBER**

***LM-00017***

***Base Cap***



# ***Curwensville Moulding and Millwork***



***37/64" x 1-1/2"***

**B 27**

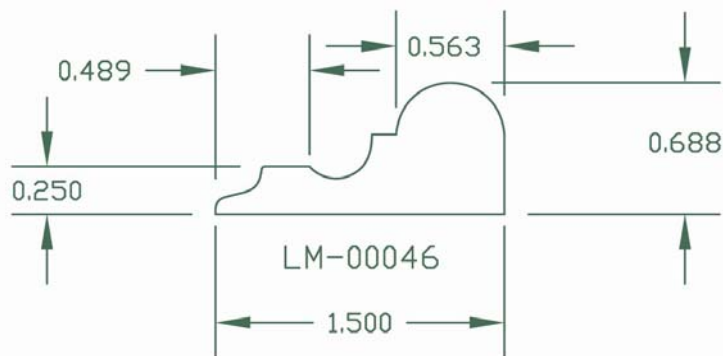
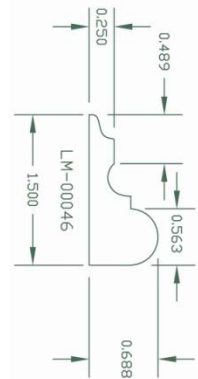
**KNIFE NUMBER**

**LM-00046**

**Base Cap**



# ***Curwensville Moulding and Millwork***



B 28

***11/16" x 1-1/2"***

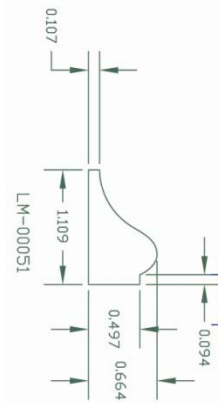
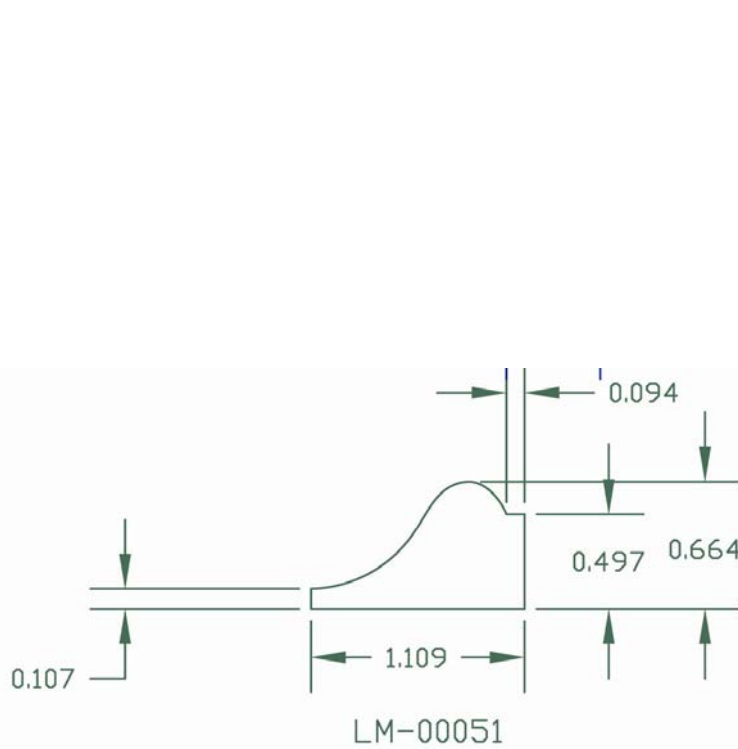
**KNIFE NUMBER**

***LM-00051***

***Base Cap***



***Curwensville  
Moulding and Millwork***



***41/64" x 1-7/64"***

**B 29**



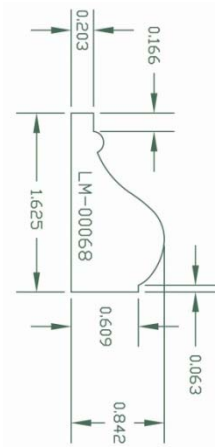
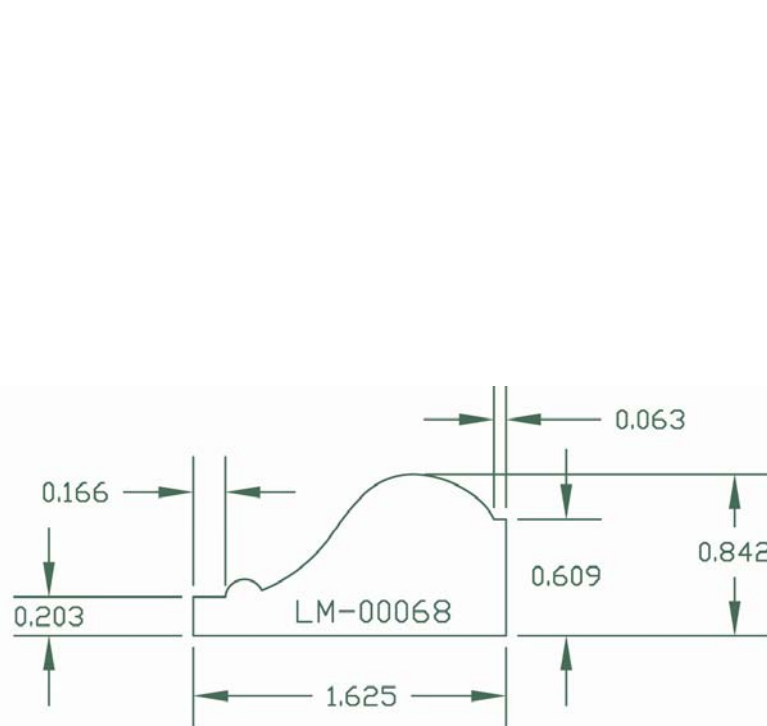
**KNIFE NUMBER**

**LM-00068**

**Base Cap**



***Curwensville  
Moulding and Millwork***



B 30

***27/32" x 1-5/8"***

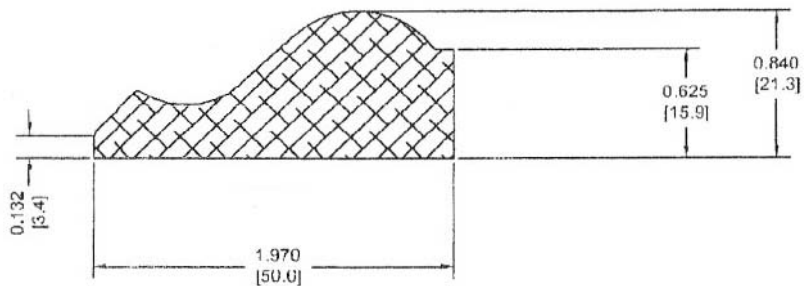
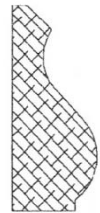
**KNIFE NUMBER**

**LEZ003**

**Base Cap**



***Curwensville  
Moulding and Millwork***



***27/32" x 1-31/32"***

**B 31**

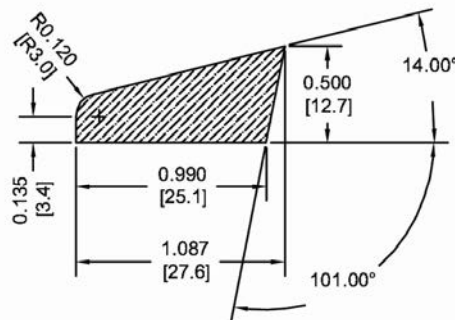
**KNIFE NUMBER**

**LEZ036**

**Base shoe**



***Curwensville  
Moulding and Millwork***



B 32

**1/2" x 7/8"**

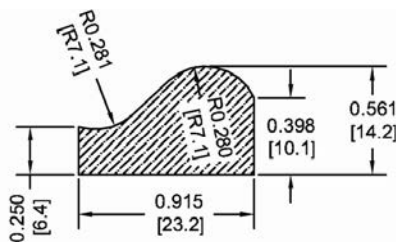
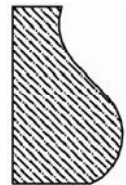
**KNIFE NUMBER**

**LEZ037**

**Base Cap**



***Curwensville  
Moulding and Millwork***



**9/16" x 29/32"**

**B 33**



*Curwensville*

*Millwork*

*Division*

*Cove &*

*Crown*



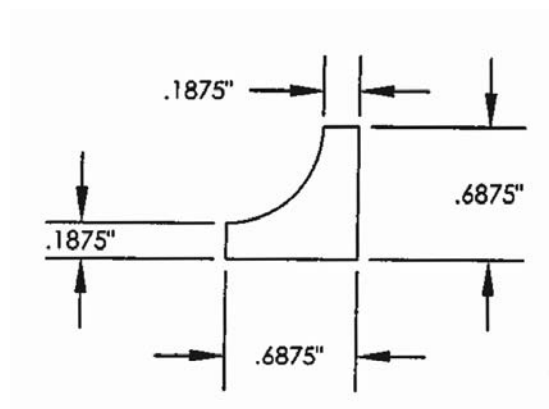
**KNIFE NUMBER**

**WM100-L**

**Cove**



# ***Curwensville Moulding and Millwork***



***Stocked at most Lezzer locations in oak – OAK100, 8OAK100***

***11/16" x 11/16"***

**C/C 1**

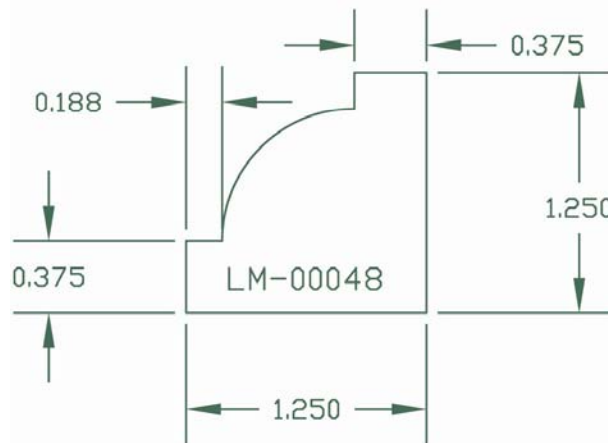


**KNIFE NUMBER**  
***LM-00048***  
***Beaded Cove***



# ***Curwensville***

## ***Moulding and Millwork***



C/C 2

***1-1/4" x 1-1/4"***

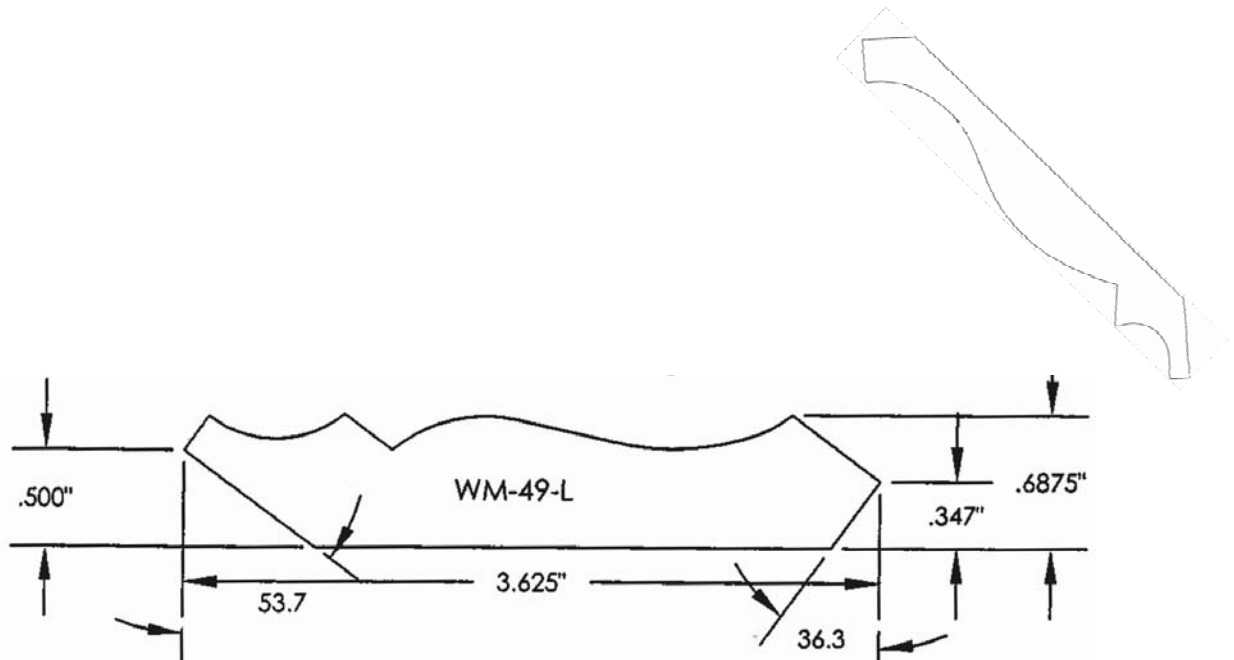
**KNIFE NUMBER**

**WM49-L**

**Crown**



# ***Curwensville Moulding and Millwork***



***Stocked at most Lezzer locations in oak – OAK49***

***9/16" x 3-5/8"***

**C/C 3**

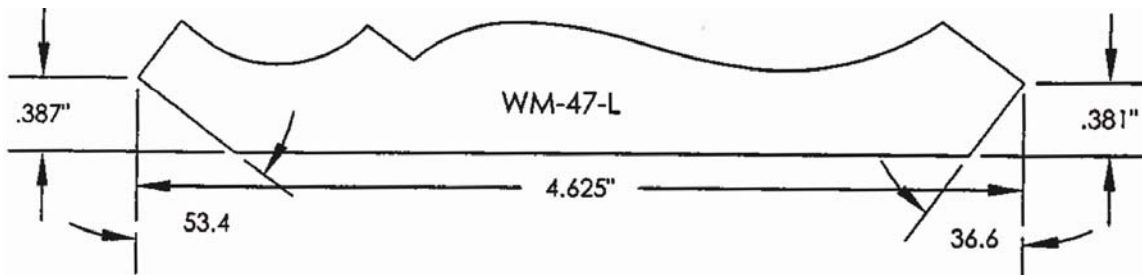
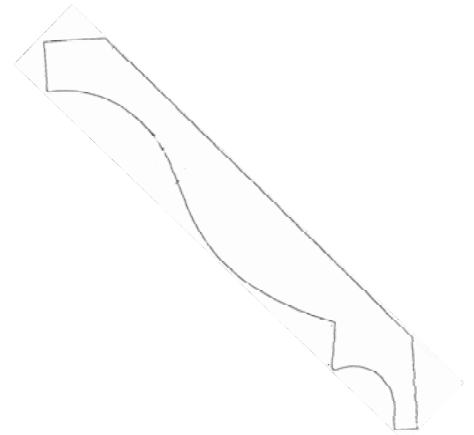
**KNIFE NUMBER**

**WM47-L**

**Crown**



# ***Curwensville Moulding and Millwork***



C/C 4

**9/16" x 4-5/8"**

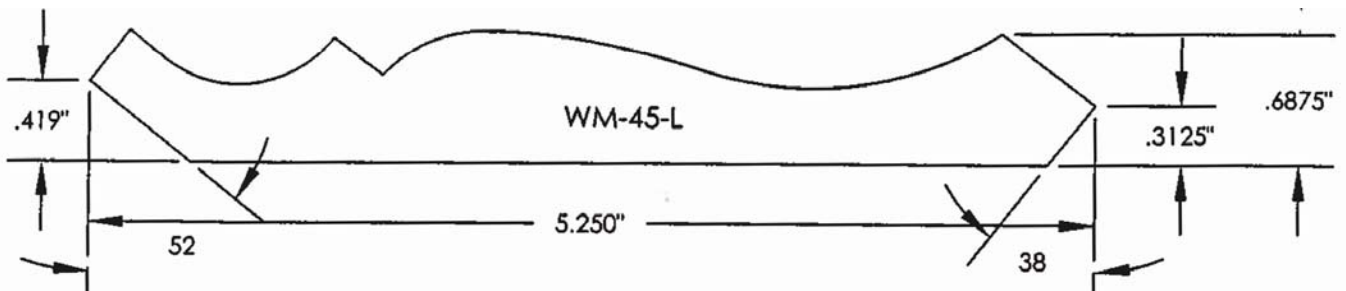
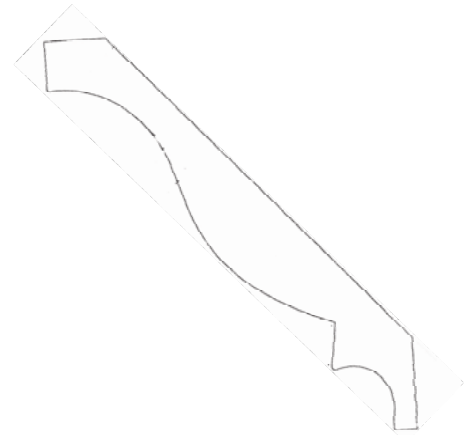
**KNIFE NUMBER**

**WM45-L**

**Crown**



***Curwensville  
Moulding and Millwork***



**9/16" x 5-1/4"**

**C/C 5**

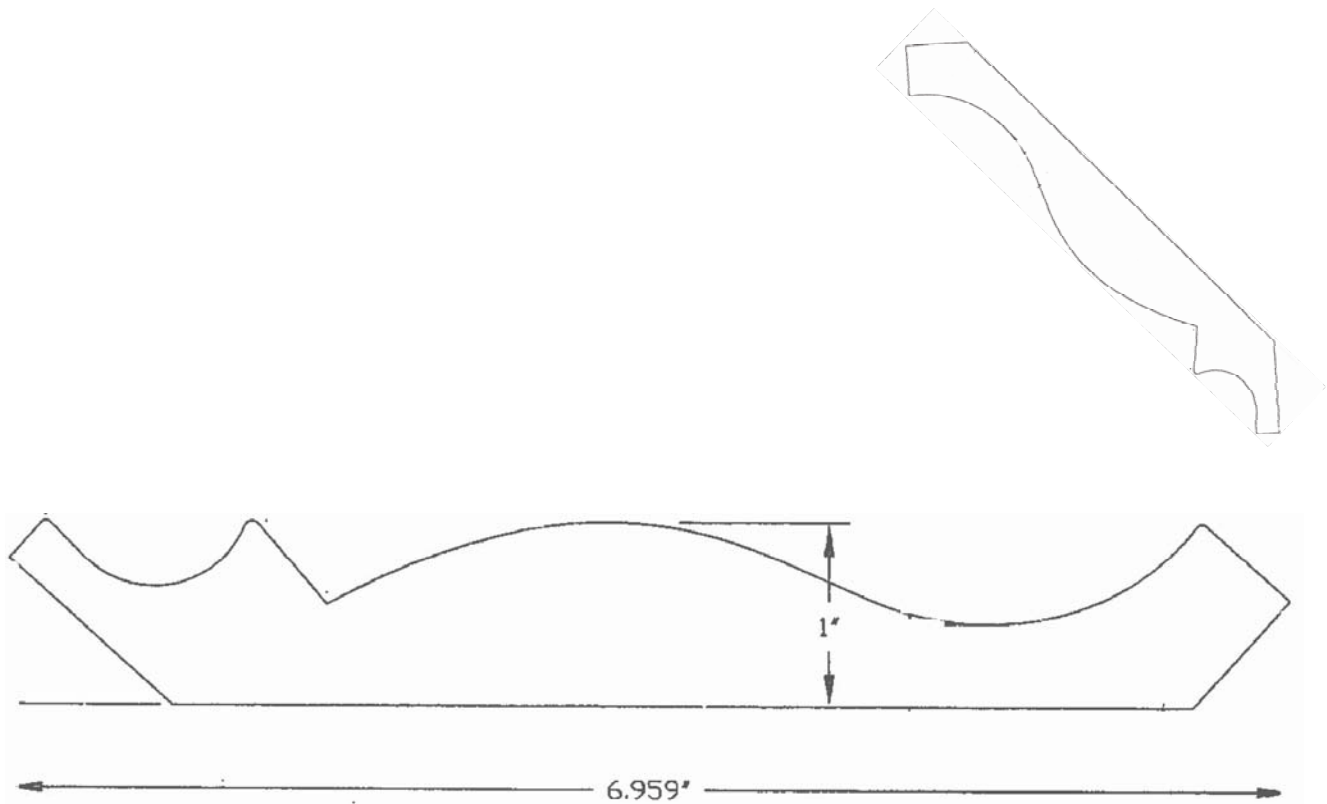
**KNIFE NUMBER**

**WM43-L**

**Crown**



# ***Curwensville Moulding and Millwork***



C/C 6

**1" x 6-61/64"**

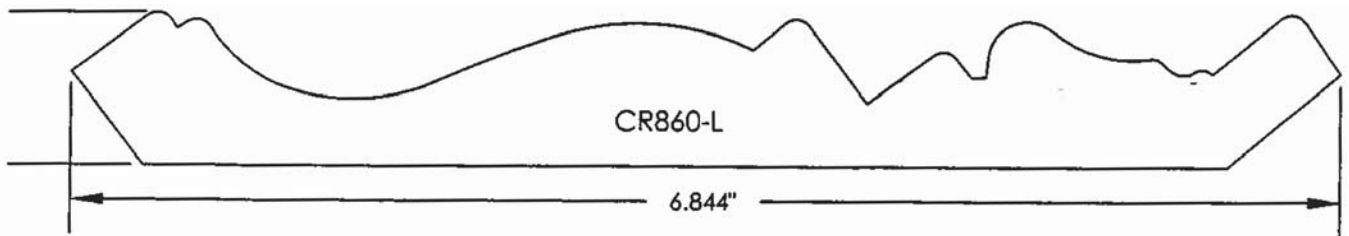
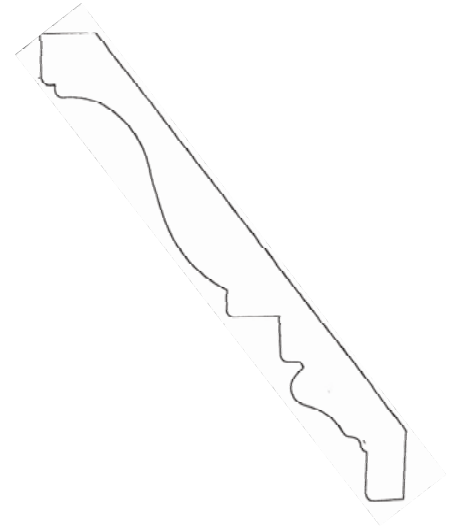
**KNIFE NUMBER**

**WM47-L**

**Crown**



***Curwensville  
Moulding and Millwork***



***9/16" x 6-27/32"***

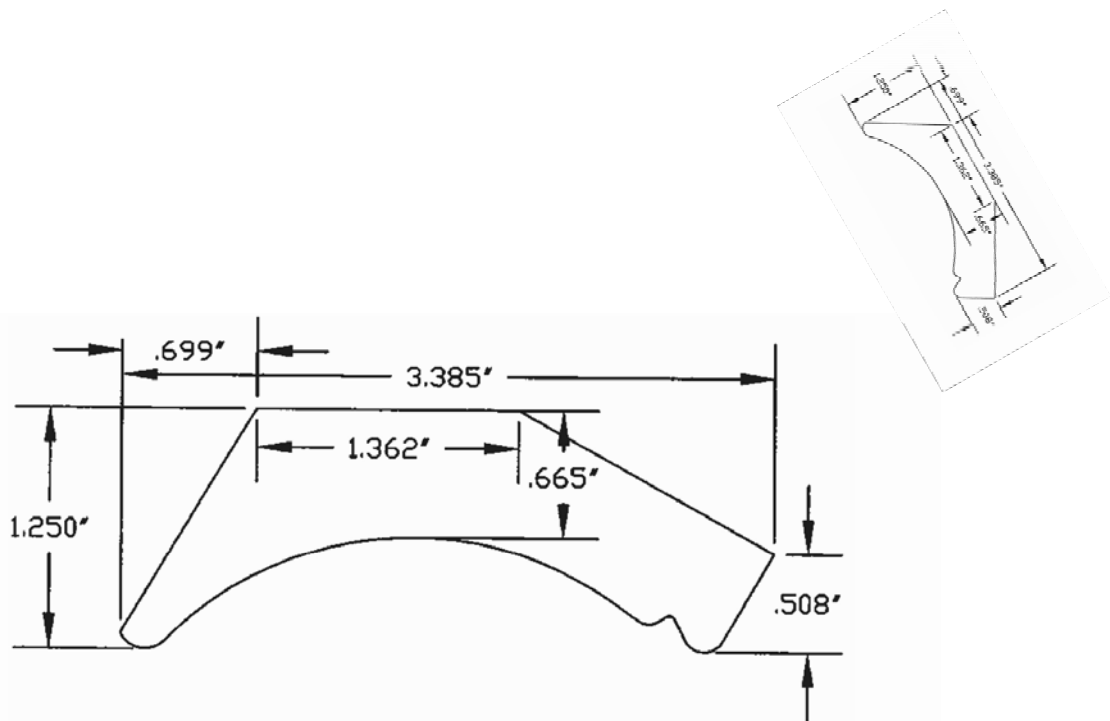
**C/C 7**

***KNIFE NUMBER***  
***LM-00001***  
***Box Cove***



# ***Curwensville***

## ***Moulding and Millwork***



C/C 8

***1-3/4" x 3-3/8"***

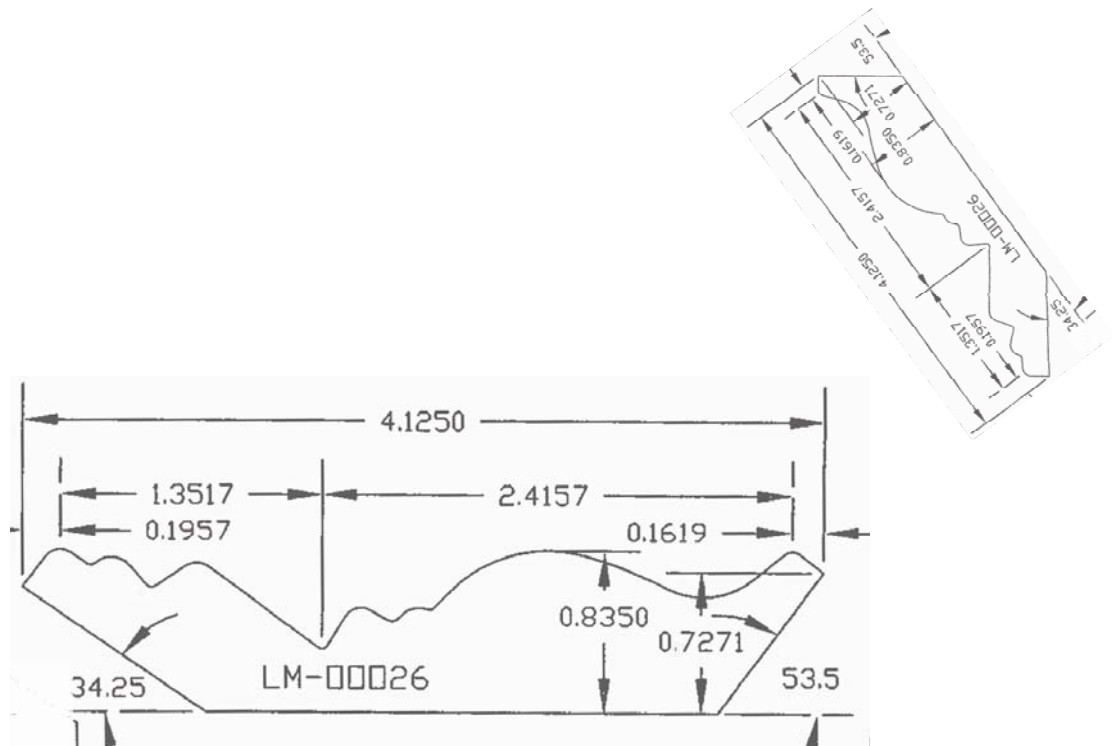
**KNIFE NUMBER**

**LM-00026**

**Crown**



# ***Curwensville Moulding and Millwork***



**1-1/16" x 4-1/8"**

**C/C 9**



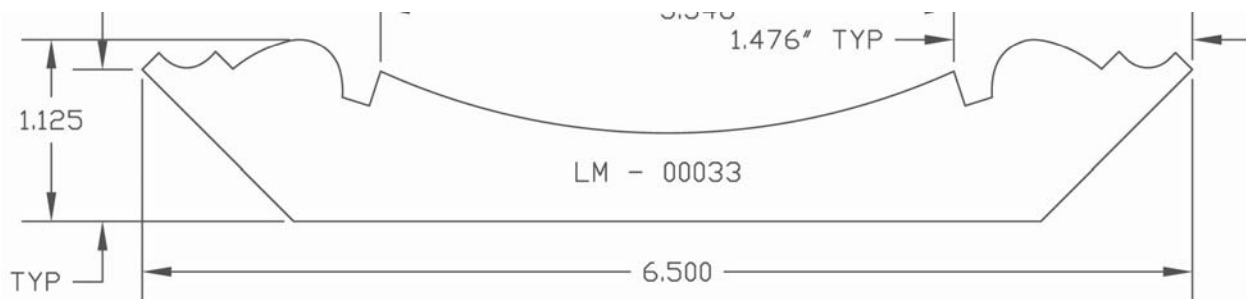
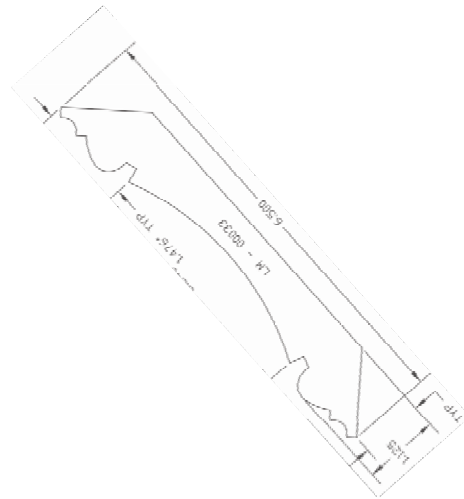
**KNIFE NUMBER**

**LM-00033**

**Crown**



# ***Curwensville Moulding and Millwork***



C/C 10

**1-1/16" x 6-1/2"**

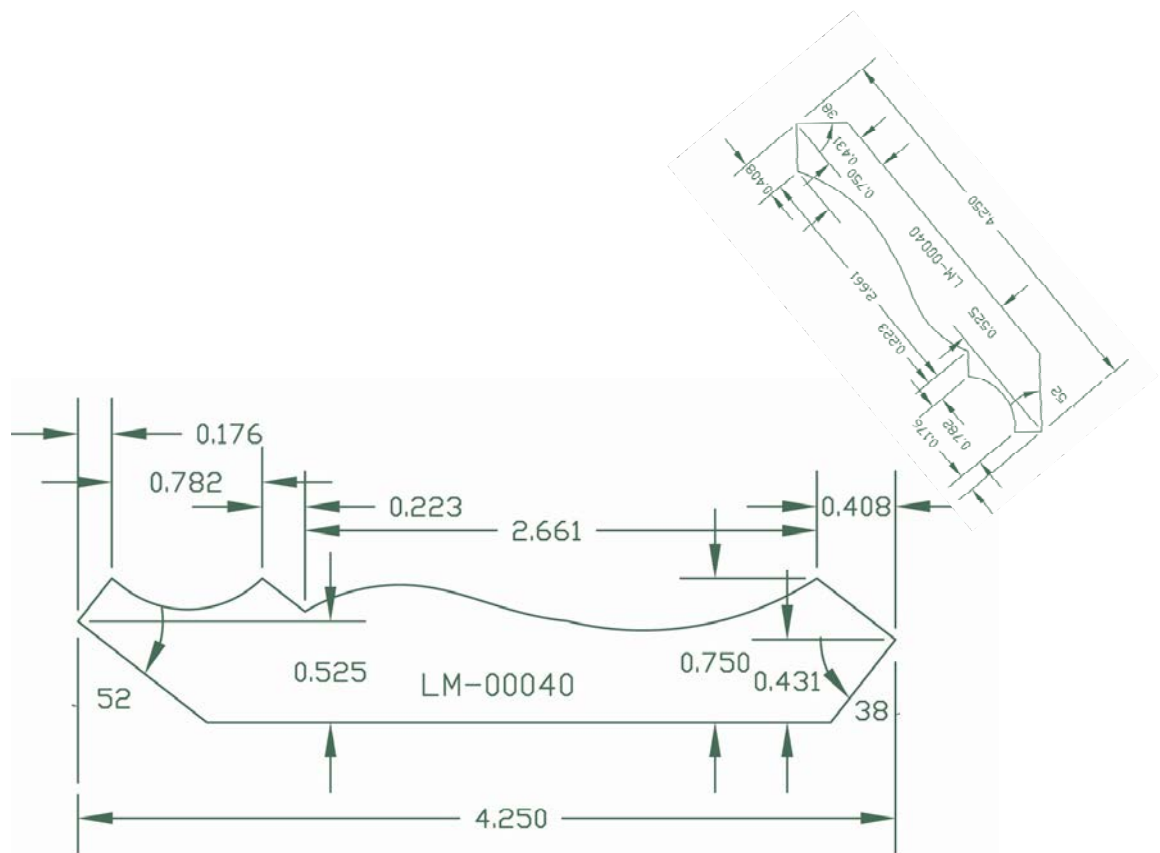
**KNIFE NUMBER**

**LM-00040**

**WM48 Crown**



# ***Curwensville Moulding and Millwork***



***11/16" x 4-1/4"***

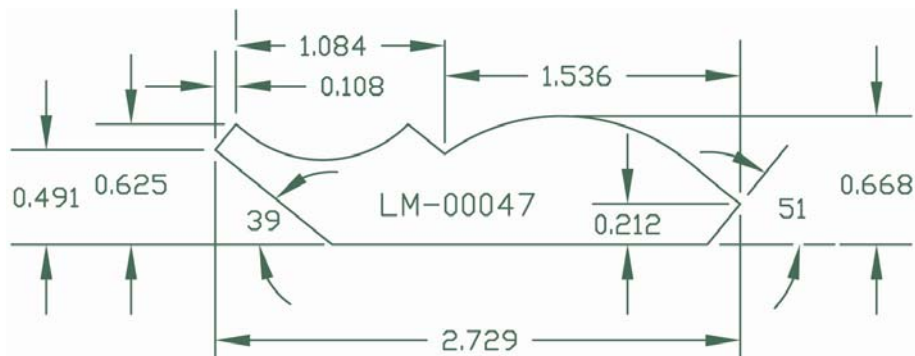
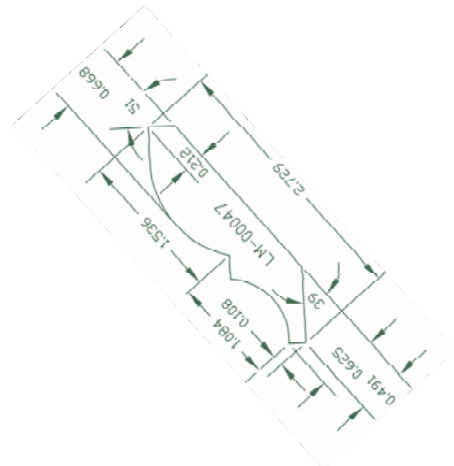
**KNIFE NUMBER**

***LM-00047***

***Bed Mold***



# ***Curwensville Moulding and Millwork***



***11/16" x 2-23/32"***

C/C 12

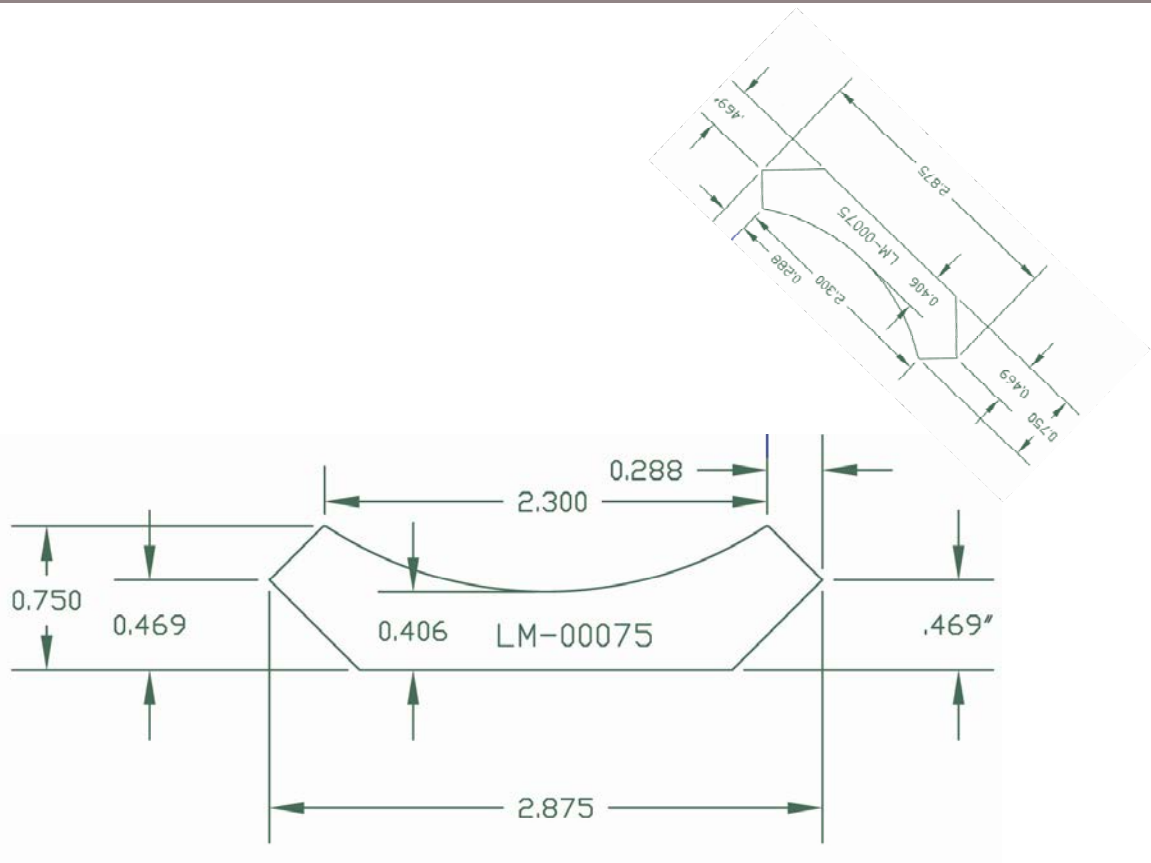
**KNIFE NUMBER**

**LM-00075**

**Cove/Crown**



# ***Curwensville Moulding and Millwork***



***3/4" x 2-7/8"***

**C/C 13**

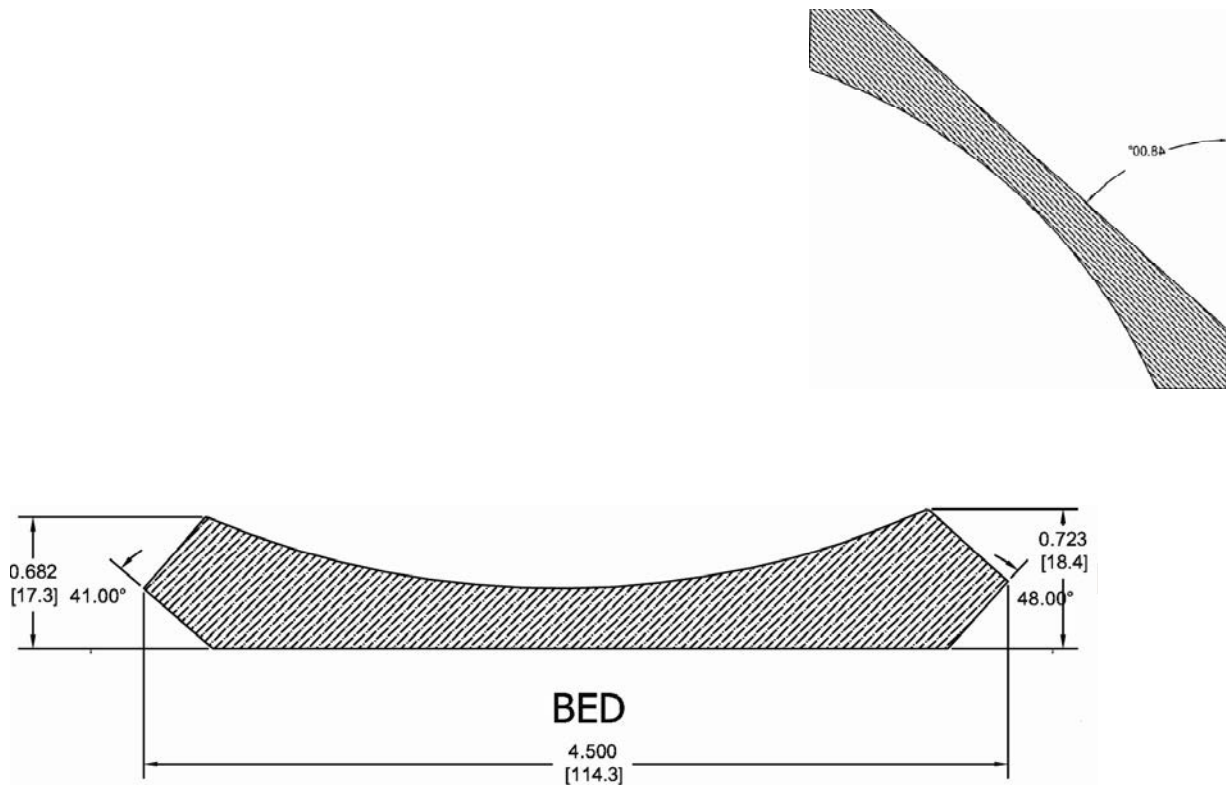
**KNIFE NUMBER**

**LEZ015**

**Cove/Crown**



# ***Curwensville Moulding and Millwork***



C/C 14

**11-16" x 4-1/2"**

*Curwensville*  
*Millwork*  
*Division*  
*Chair*  
*Rail*



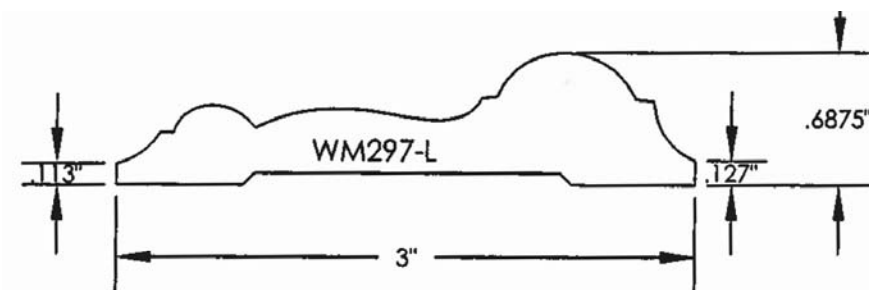
**KNIFE NUMBER**

**WM297-L**

**Chair Rail**



***Curwensville  
Moulding and Millwork***



***Stocked at most Lezzer locations in oak – OAK297***

***1 1/16" x 3"***

**CH 1**



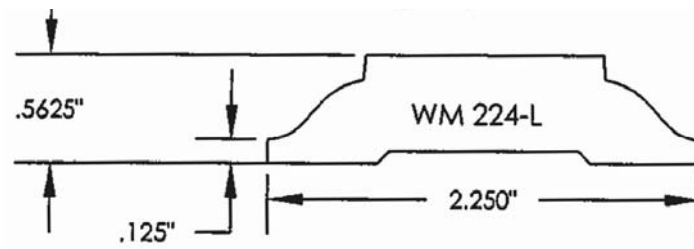
**KNIFE NUMBER**

**WM224-L**

**Chair Rail**



# ***Curwensville Moulding and Millwork***



CH 2

***5/8" x 2-1/4"***


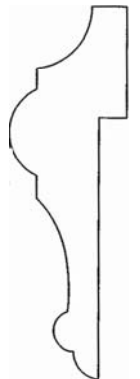
**KNIFE NUMBER**

**WM301-L**

**Chair Rail**



***Curwensville  
Moulding and Millwork***



***1-1/16" x 3-3/8"***

**CH 3**

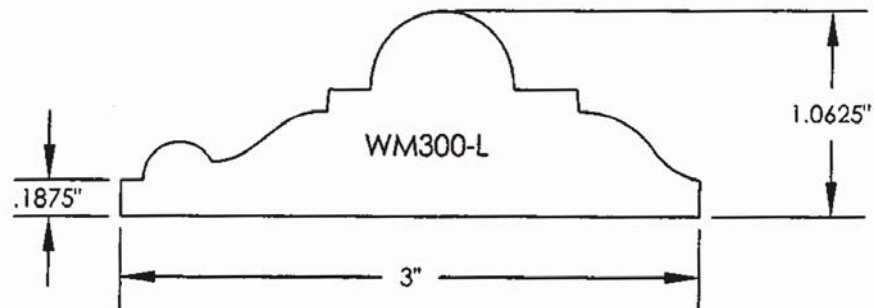
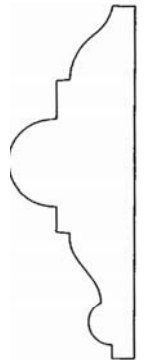
**KNIFE NUMBER**

***WM300-L***

***Chair Rail***



# ***Curwensville Moulding and Millwork***



CH 4

***1-1/16" x 3"***

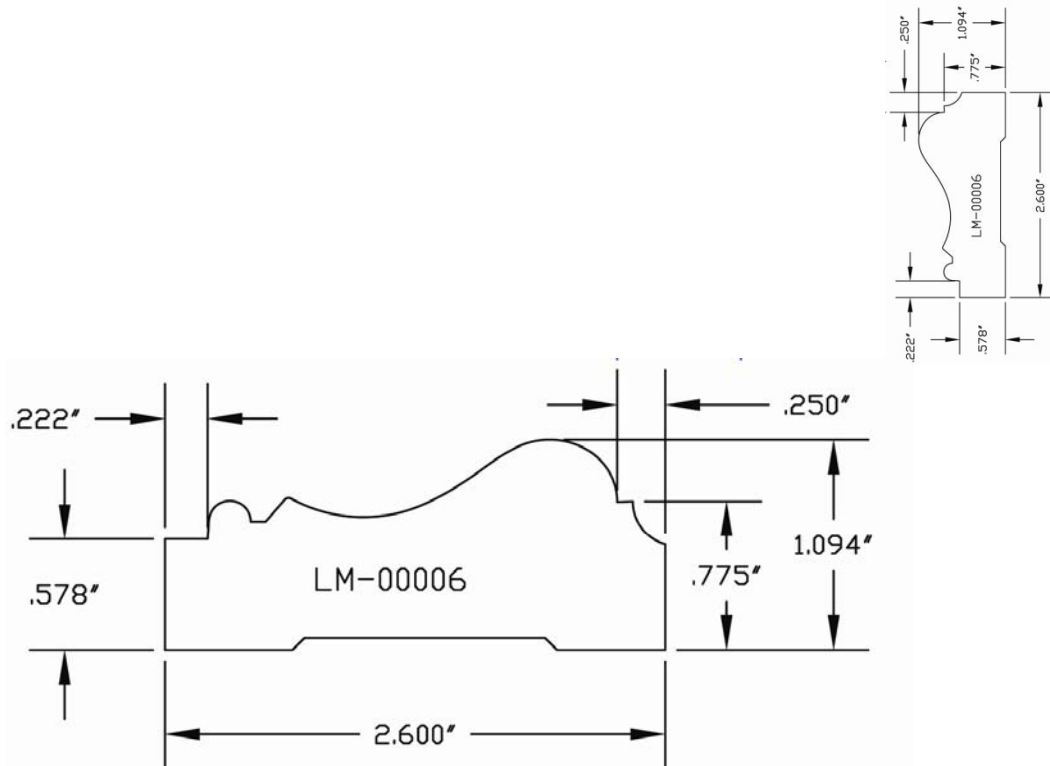
**KNIFE NUMBER**

**LM-00006**

**Chair Rail**



# ***Curwensville Moulding and Millwork***



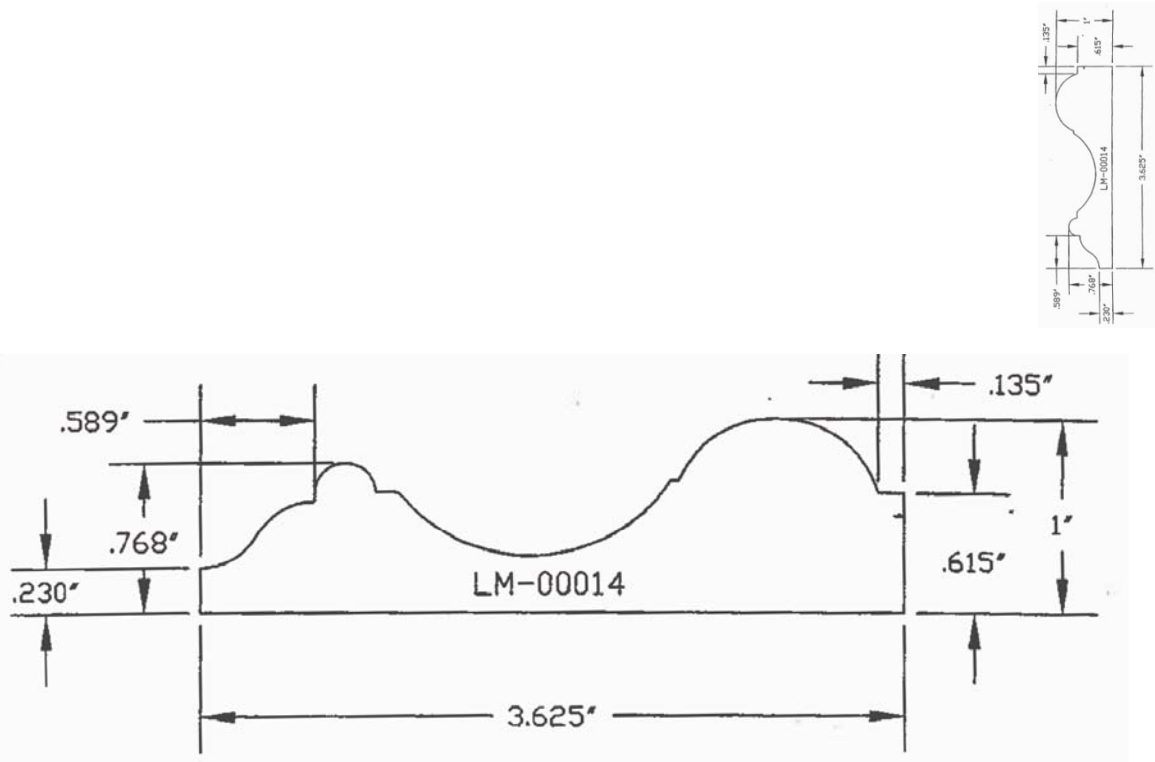
**1-3/32" x 2-19/32"**

CH 5

**KNIFE NUMBER**  
**LM-00014**  
**WM390 Chair Rail**



# ***Curwensville Moulding and Millwork***



**1" x 3-5/8"**

CH 6

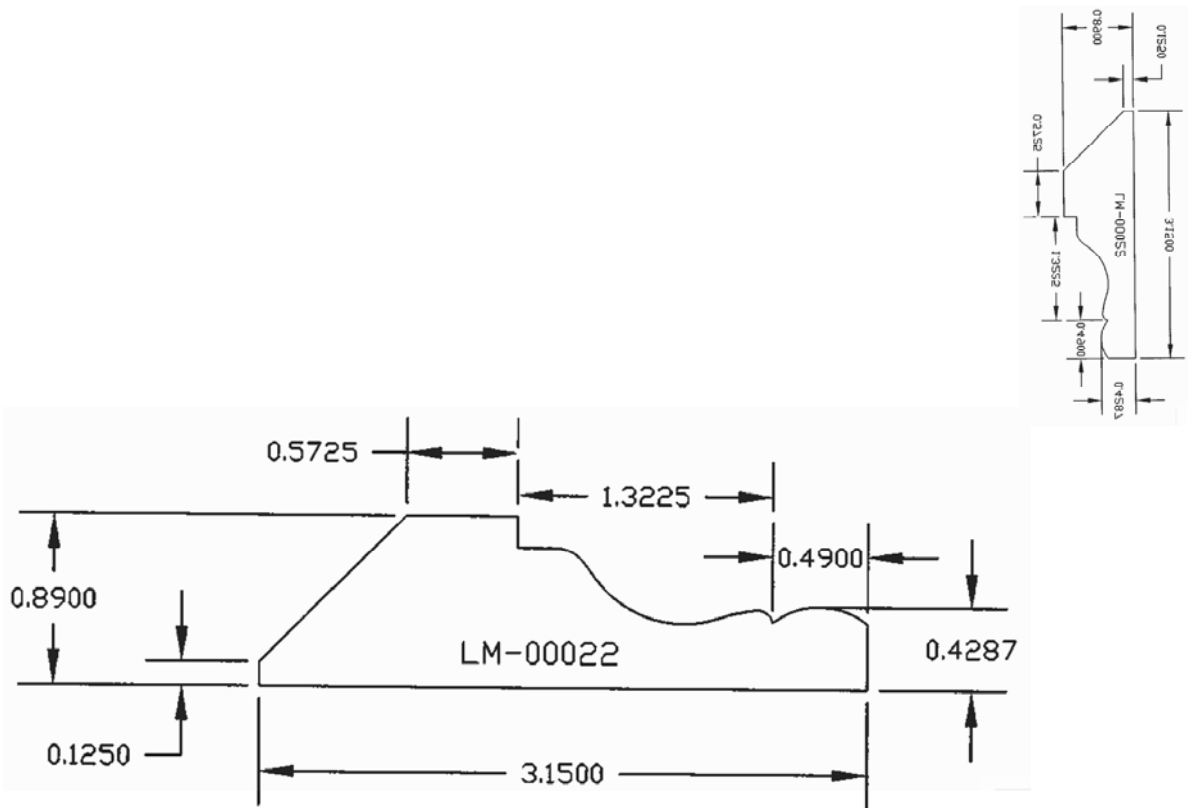
**KNIFE NUMBER**

**LM-00022**

**Chair Rail**



***Curwensville  
Moulding and Millwork***



**7/8" x 3-5/32"**

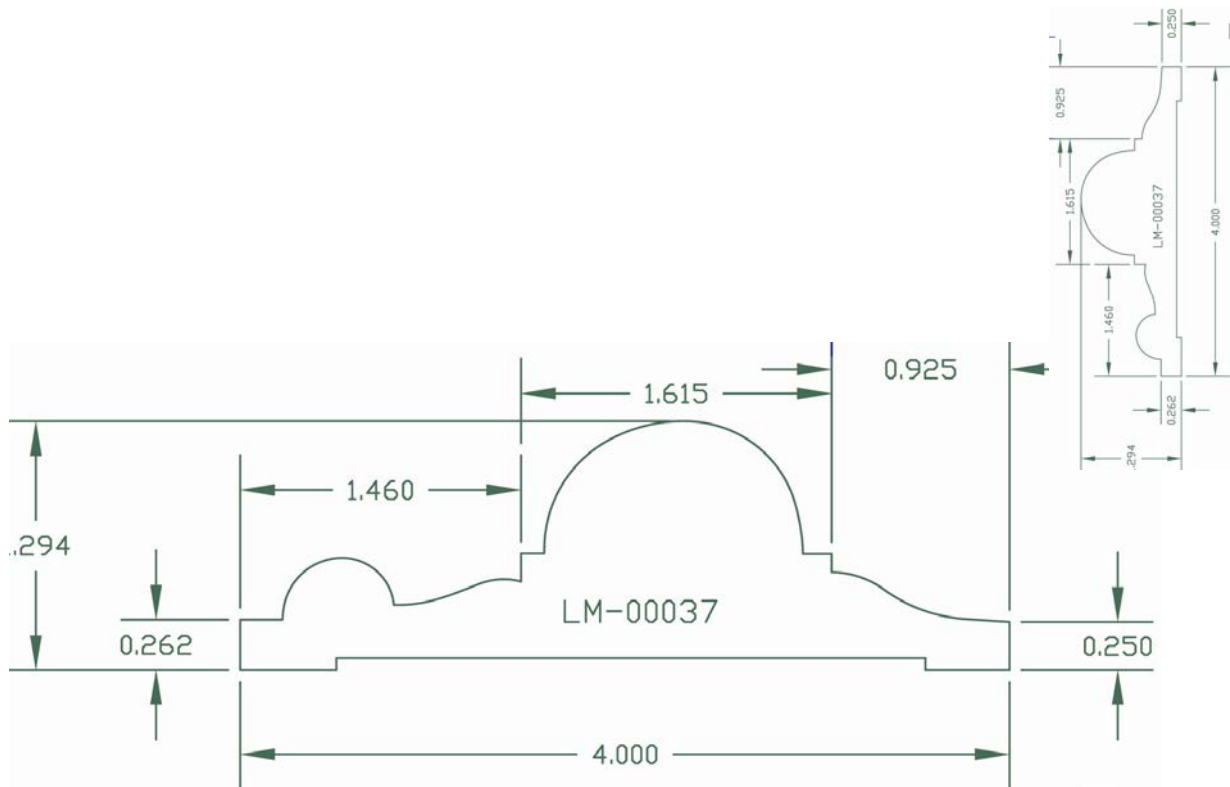
**KNIFE NUMBER**

**LM-00037**

**Chair Rail**



***Curwensville  
Moulding and Millwork***



**1-19/64" x 4"**

CH 8

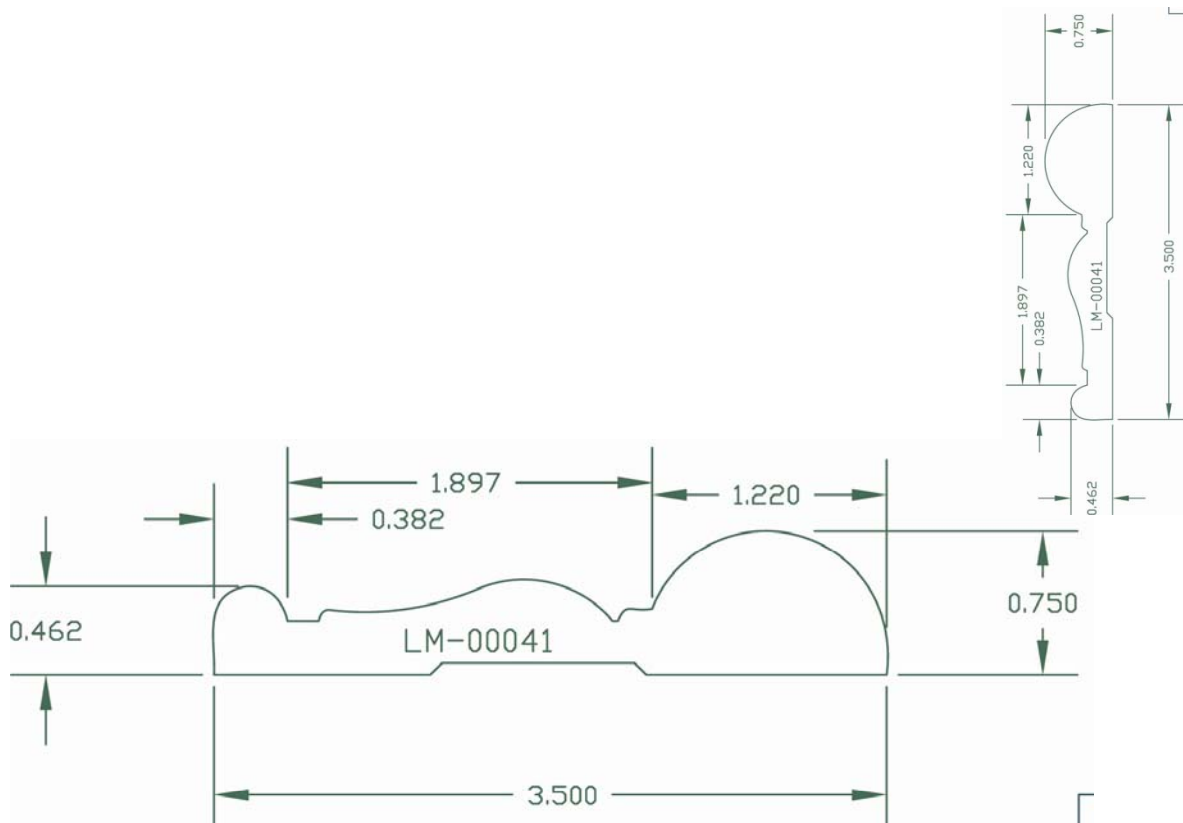
**KNIFE NUMBER**

**LM-00041**

**Chair Rail**



***Curwensville  
Moulding and Millwork***



***3/4" x 3-1/2"***



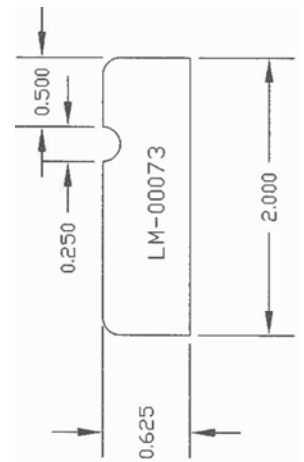
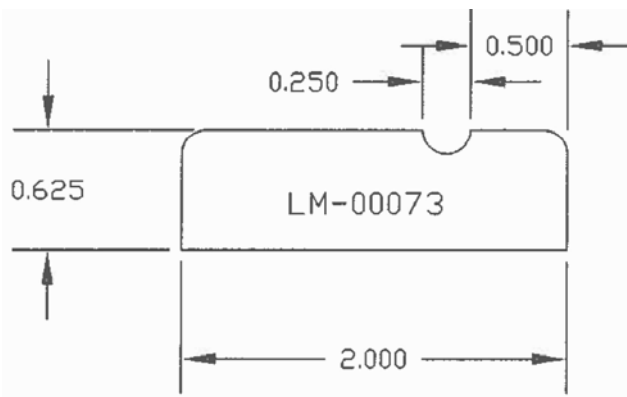
**KNIFE NUMBER**

***LM-00073***

***Chair Rail***



# ***Curwensville Moulding and Millwork***



***5/8" x 2"***

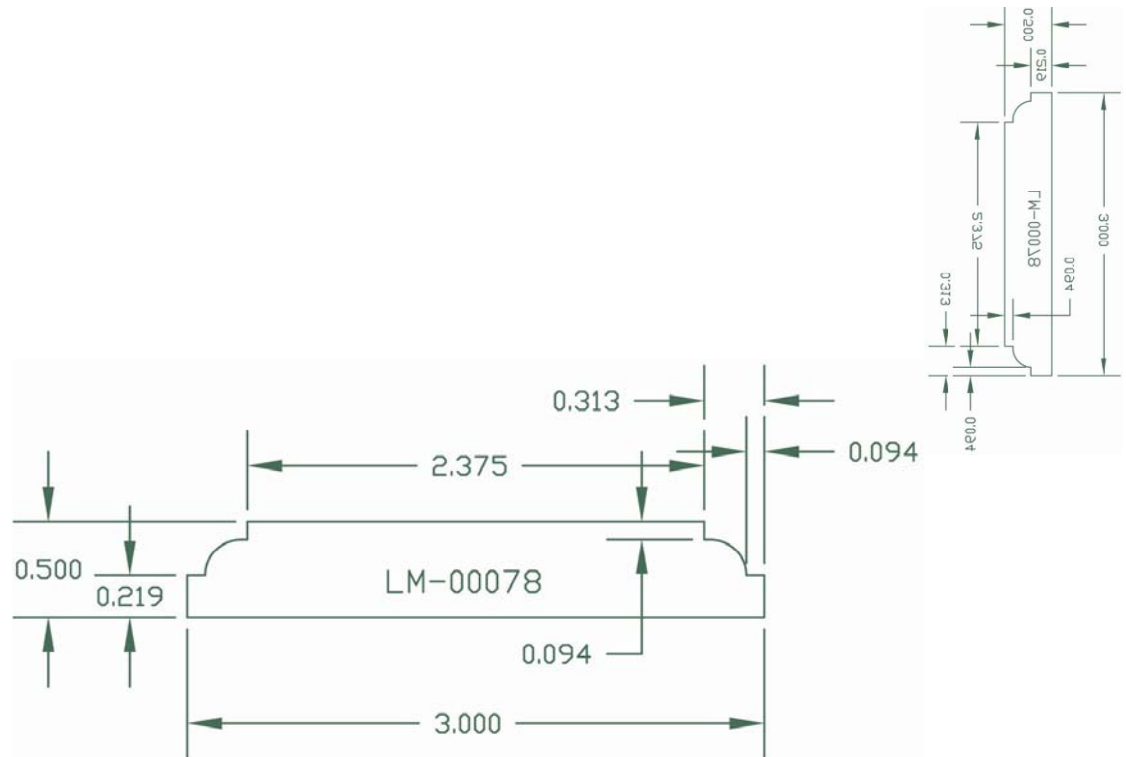
**KNIFE NUMBER**

***LM-00078***

***Chair Rail***



***Curwensville  
Moulding and Millwork***



***1/2" x 3"***

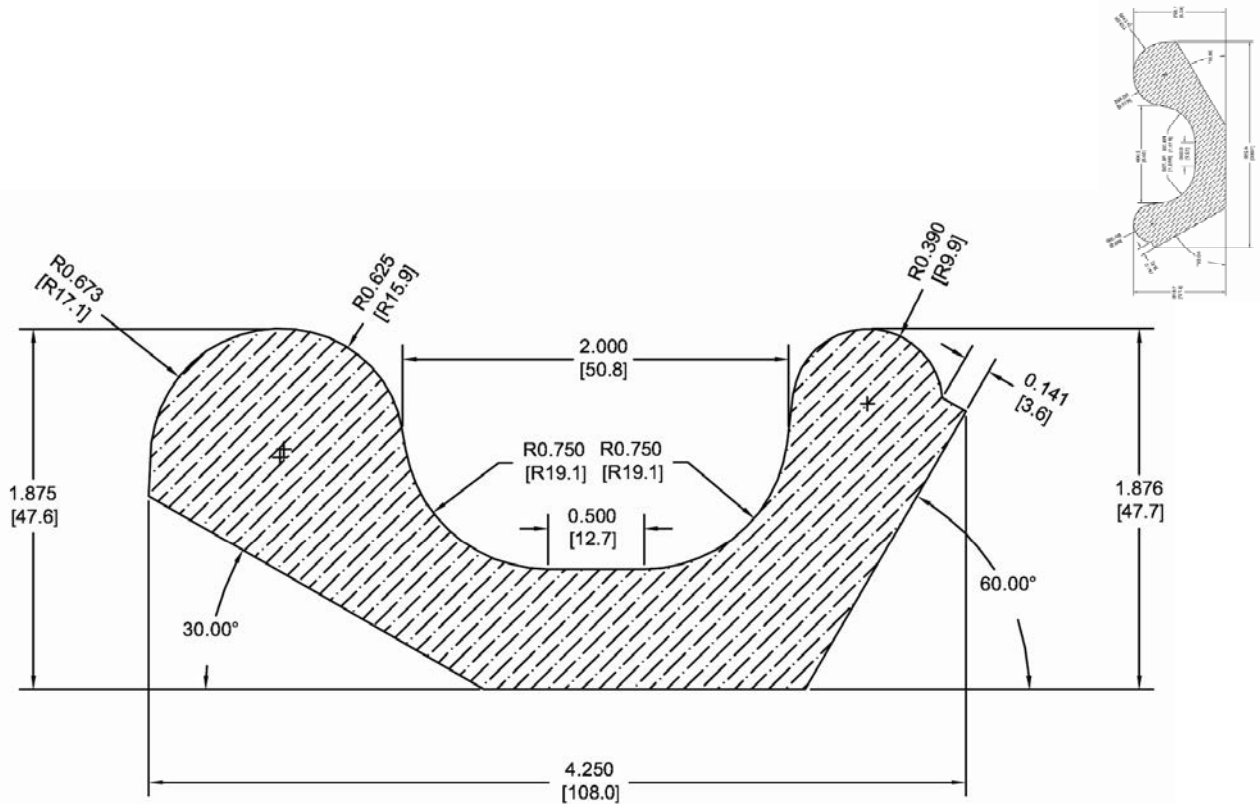
**KNIFE NUMBER**

**LEZ020**

**Chair Rail**



# ***Curwensville Moulding and Millwork***



CH 12

**1-7/8" x 4-1/4"**

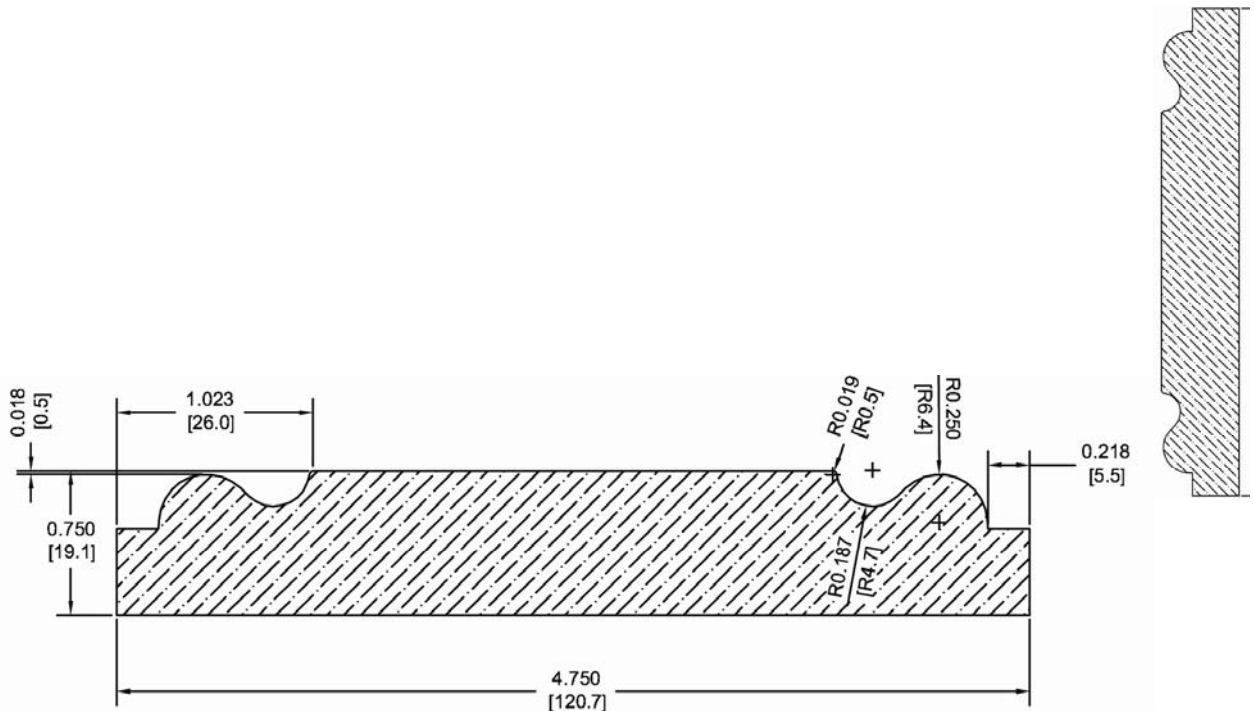
**KNIFE NUMBER**

**LEZ021**

**Chair Rail**



# ***Curwensville Moulding and Millwork***



***3/4" x 4-3/4"***

CH 13



*Curwensville*  
*Millwork*  
*Division*  
*Stop, Shoe*  
*& 1/4 Round*



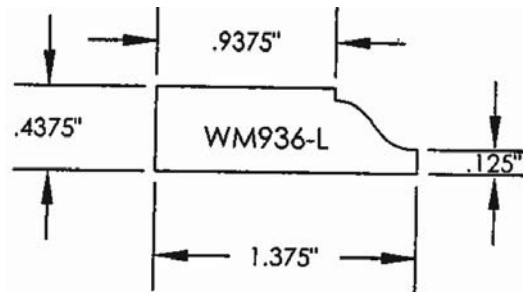
**KNIFE NUMBER**

***WM936-L***

***Door Stop***



***Curwensville  
Moulding and Millwork***



***Stocked at most Lezzer locations in oak – OAK936, 7OAK936***

***7/16" x 1-3/8"***

**SSQ 1**



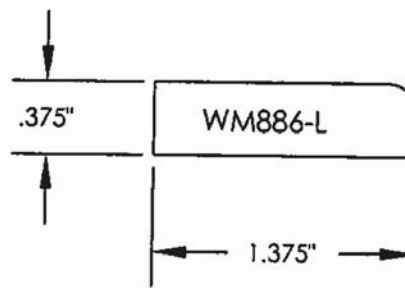
**KNIFE NUMBER**

***WM886-L***

***Door Stop***



***Curwensville  
Moulding and Millwork***



***Stocked at most Lezzer locations in oak – OAK886, 7OAK886***

***3/8" x 1-3/8"***

SSQ 2

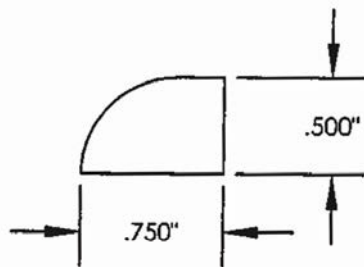
**KNIFE NUMBER**

***WM126-L***

***Base Shoe***



# ***Curwensville Moulding and Millwork***



***Stocked at most Lezzer locations in oak – OAK126***

***1/2" x 3/4"***

**SSQ 3**

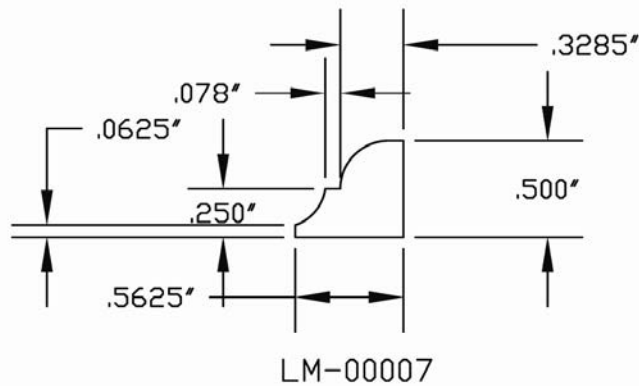
**KNIFE NUMBER**

***LM-00007***

***Glass Bead***



# ***Curwensville Moulding and Millwork***



SSQ 4

***1/2" x 9/16"***

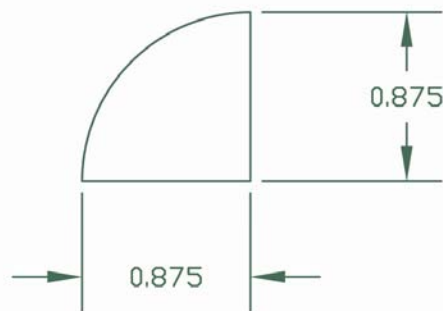
**KNIFE NUMBER**

**LM-00043**

**7/8" Quarter Round**



***Curwensville  
Moulding and Millwork***



**7/8" x 7/8"**

**SSQ 5**

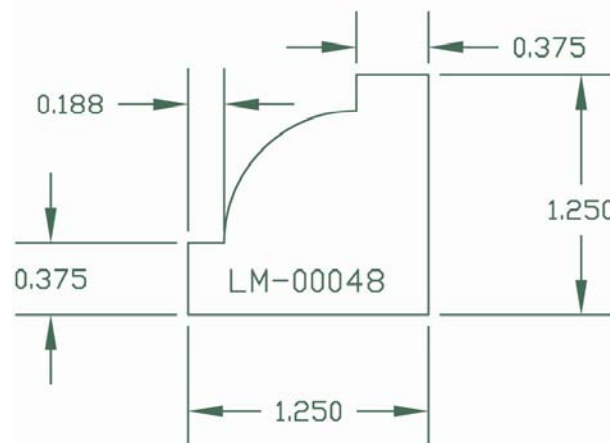
**KNIFE NUMBER**

***LM-00048***

***Beaded 1/4 Round***



# ***Curwensville Moulding and Millwork***



***1-1/4" x 1-1/4"***

SSQ 6

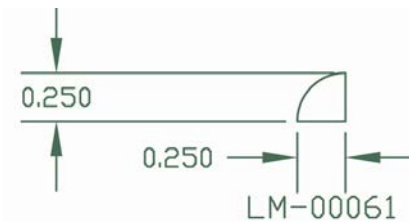
**KNIFE NUMBER**

***LM-00061***

***1/4" Quarter Round***



***Curwensville  
Moulding and Millwork***



***1/4" x 1/4"***

SSQ 7

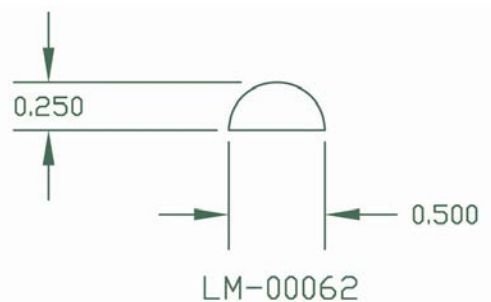
**KNIFE NUMBER**

***LM-00062***

***Half Round***



# ***Curwensville Moulding and Millwork***



SSQ 8

***1/4" x 1/2"***

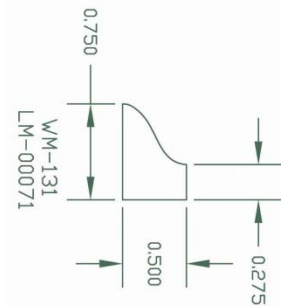
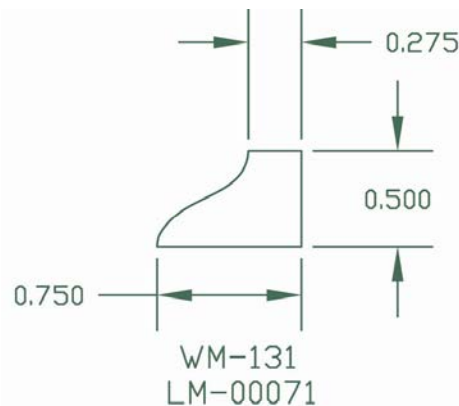
**KNIFE NUMBER**

**LM-00071**

**WM131 Base Shoe**



***Curwensville  
Moulding and Millwork***



**1/2" x 3/4"**

**SSQ 9**



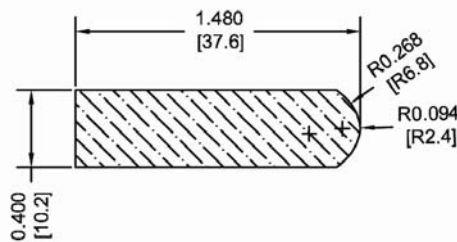
**KNIFE NUMBER**

**LEZ012**

**Door Bead**



# ***Curwensville Moulding and Millwork***



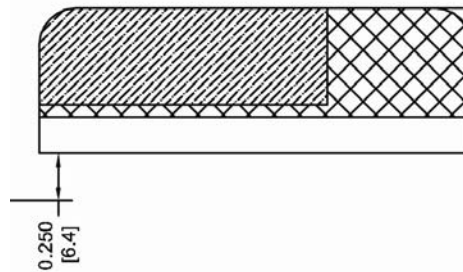
SSQ 10

***13/32" x specify depth***

**KNIFE NUMBER**  
**LEZ014**  
***Eased Edge Stop***



# ***Curwensville Moulding and Millwork***



***specify thickness x specify width***

SSQ 11

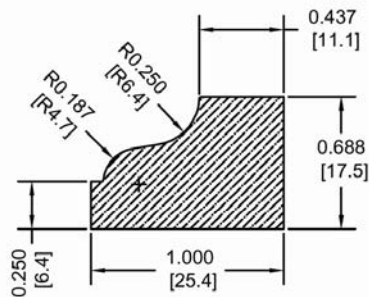
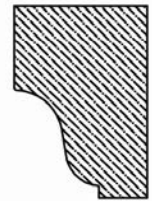
**KNIFE NUMBER**

**LEZ028**

***Shingle Mould***



# ***Curwensville Moulding and Millwork***



SSQ 12

***11/16" x 1"***

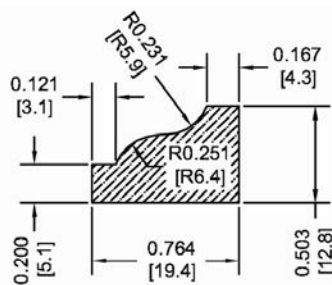
**KNIFE NUMBER**

**LEZ029**

**Scotia Stop**



# ***Curwensville Moulding and Millwork***



***1/2" x 3/4"***

**SSQ 13**

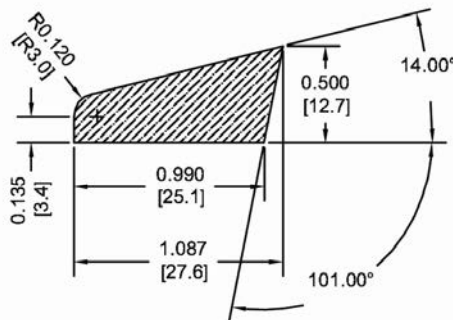
**KNIFE NUMBER**

**LEZ036**

**Base shoe**



# ***Curwensville Moulding and Millwork***



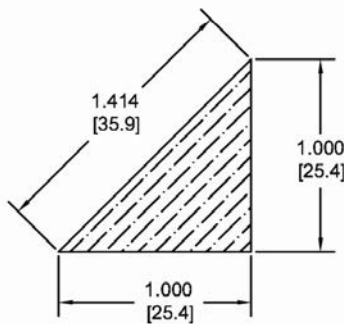
SSQ 14

***1/2" x 7/8"***

**KNIFE NUMBER**  
**LEZ040**  
***Chamfer Strip***



# ***Curwensville Moulding and Millwork***



**1" x 1"**

SSQ 15



*Curwensville*

*Millwork*

*Division*

*Outside*

*Corners*



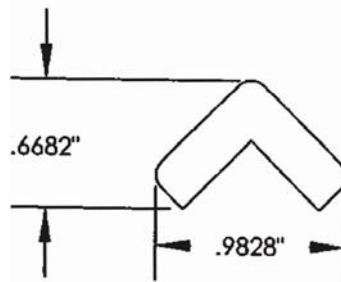


**KNIFE NUMBER**  
***WM206-L***  
***Outside Corner***



# ***Curwensville***

## ***Moulding and Millwork***



***Stocked at most Lezzer locations in oak – OAK206, 8OAK206***

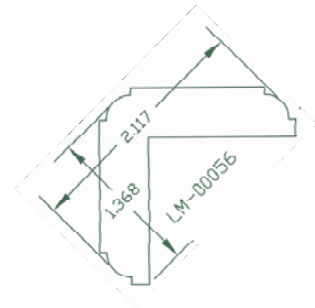
***3/4\" x 3/4\"***

**OSC 1**

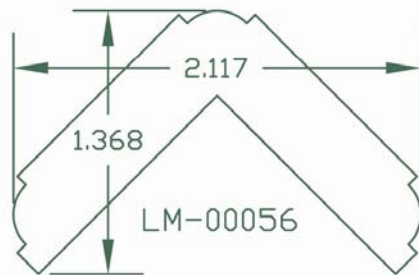
**KNIFE NUMBER**  
**LM-00056**  
**Outside Corner**



# ***Curwensville Moulding and Millwork***



***Inside coverage 1-7/16"***



***1-3/4" x 1-3/4"***

OSC 2

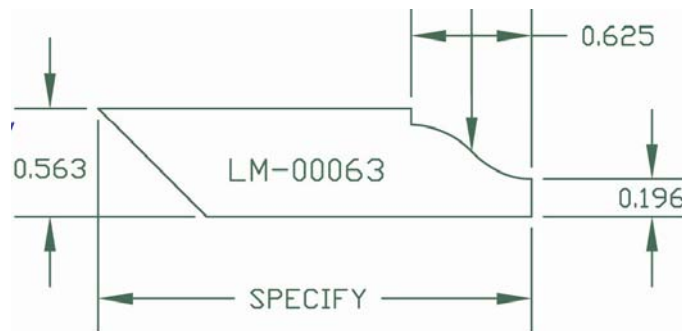
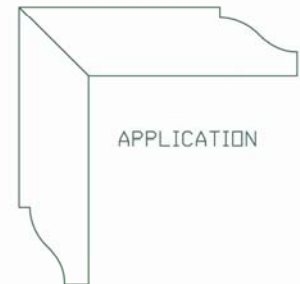
**KNIFE NUMBER**

***LM-00063***

***2 Piece Outside Corner***



***Curwensville  
Moulding and Millwork***



***9/16" x specify width"***

**OSC 3**



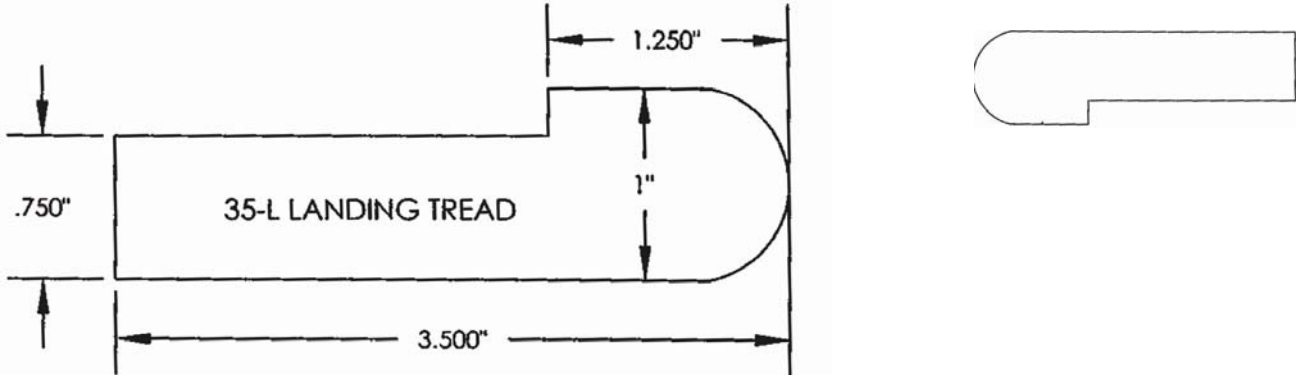
*Curwensville*  
*Millwork*  
*Division*  
*Tread &*  
*Landing Tread*



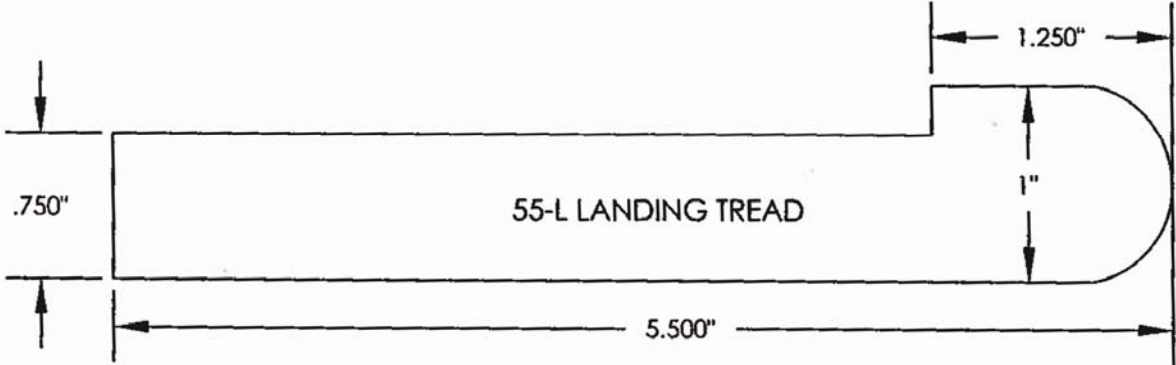
**KNIFE NUMBER**  
**35-L & 55-L**  
**Landing Tread**



# ***Curwensville Moulding & Millwork***



***Stocked at some locations in oak and SYP – ON3, LT312***



***Stocked at some locations in oak and SYP – ON5, LT512***

***1" x specify depth***



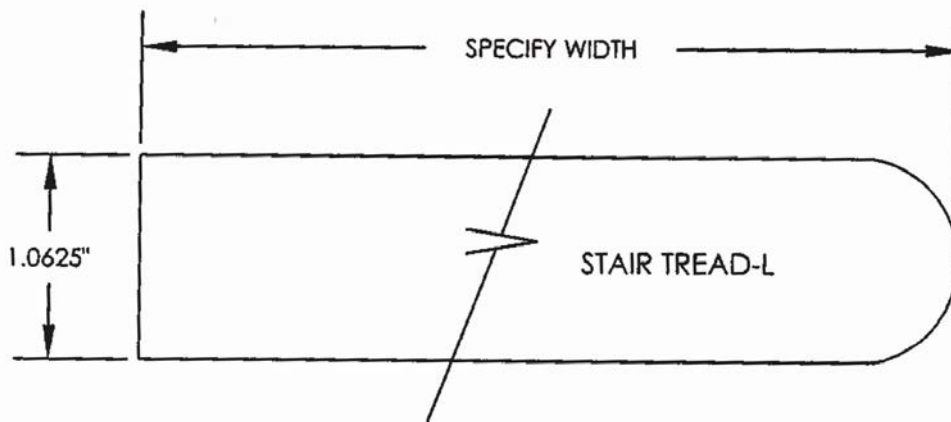
**KNIFE NUMBER**

**TREAD-L**

**Stair Tread**



# ***Curwensville Moulding and Millwork***



SLT 2

***1-1/16" x specify depth***

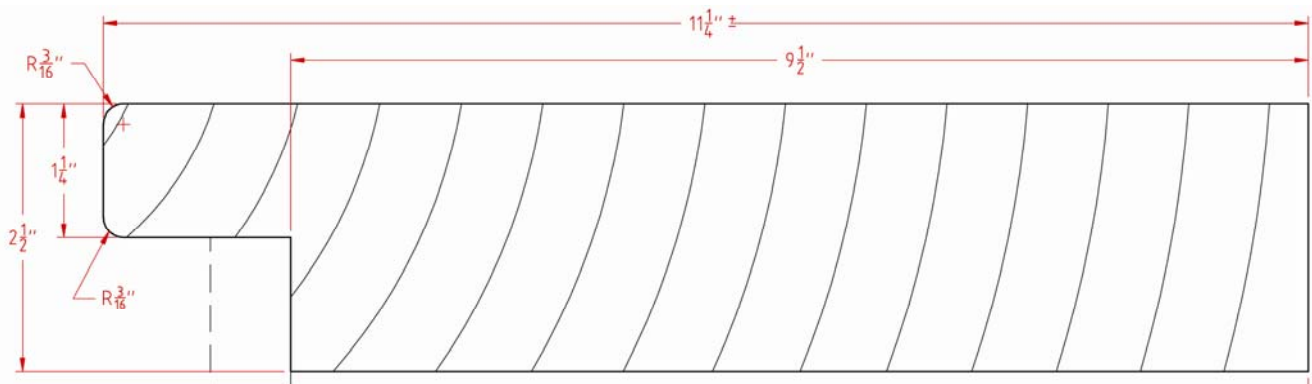
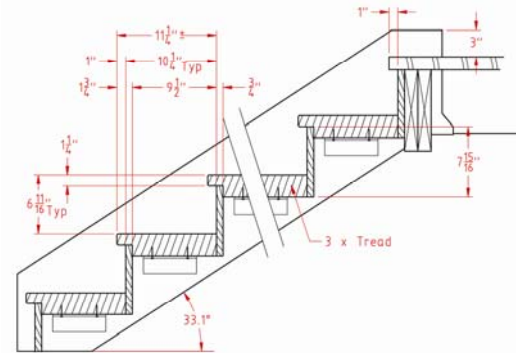
**KNIFE NUMBER**

**LEZ032**

***Modified Stair Tread***



# ***Curwensville Moulding and Millwork***



***2-1/2" x specify depth***

SLT 3



*Curwensville  
Millwork  
Division  
Wainscot and  
Tongue & Groove*



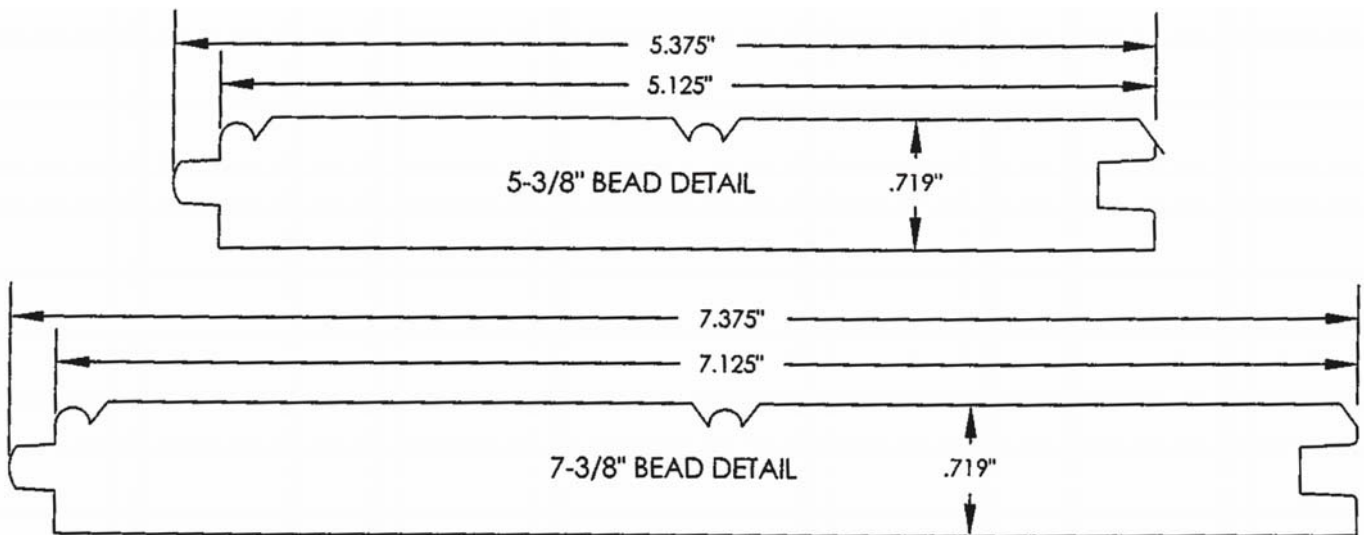
**KNIFE NUMBER**

**BEAD-L**

***Tongue and Groove***



# ***Curwensville Moulding and Millwork***



***23/32" x 5-3/8" or 7-3/8"***

**T&G 1**

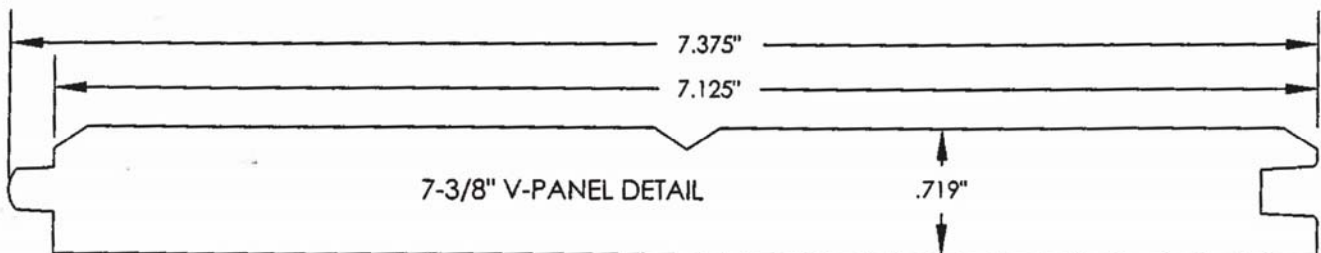
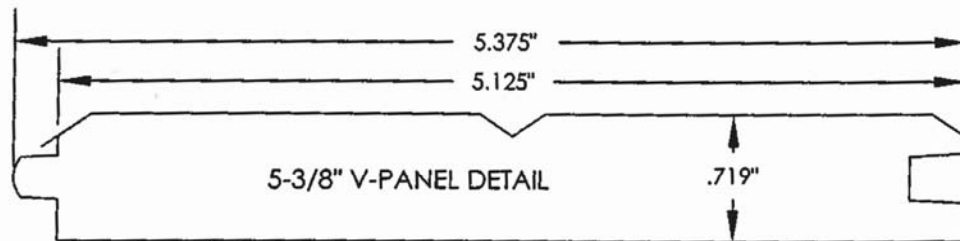
**KNIFE NUMBER**

***V-PANEL-L***

***Tongue and Groove***



# ***Curwensville Moulding and Millwork***



T&G 2

***23/32" x 5-3/8" or 7-3/8"***

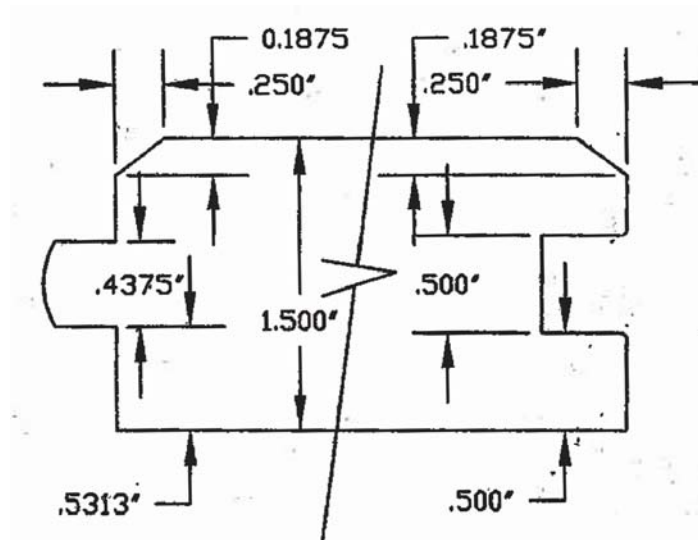
**KNIFE NUMBER**

**DECKING-L**

***Tongue and Groove***



# ***Curwensville Moulding and Millwork***



***specify width and  
specify full thickness or  
surface to 1-3/8"***

T&G 3



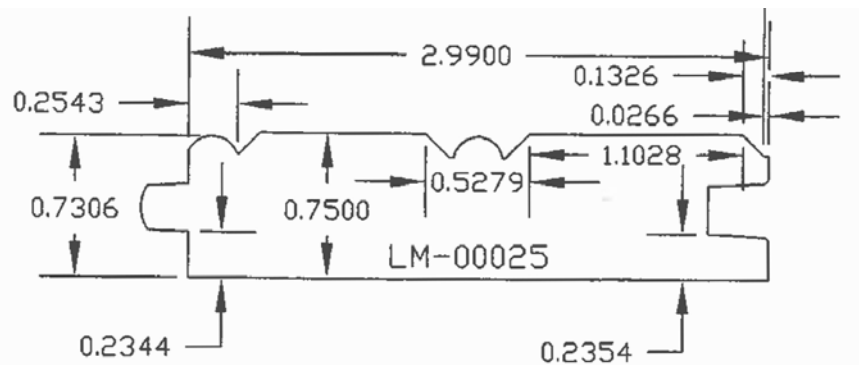
**KNIFE NUMBER**

***LM-00025***

***Beaded T & G***



# ***Curwensville Moulding and Millwork***



T&G 4

***47/64" x 3"***

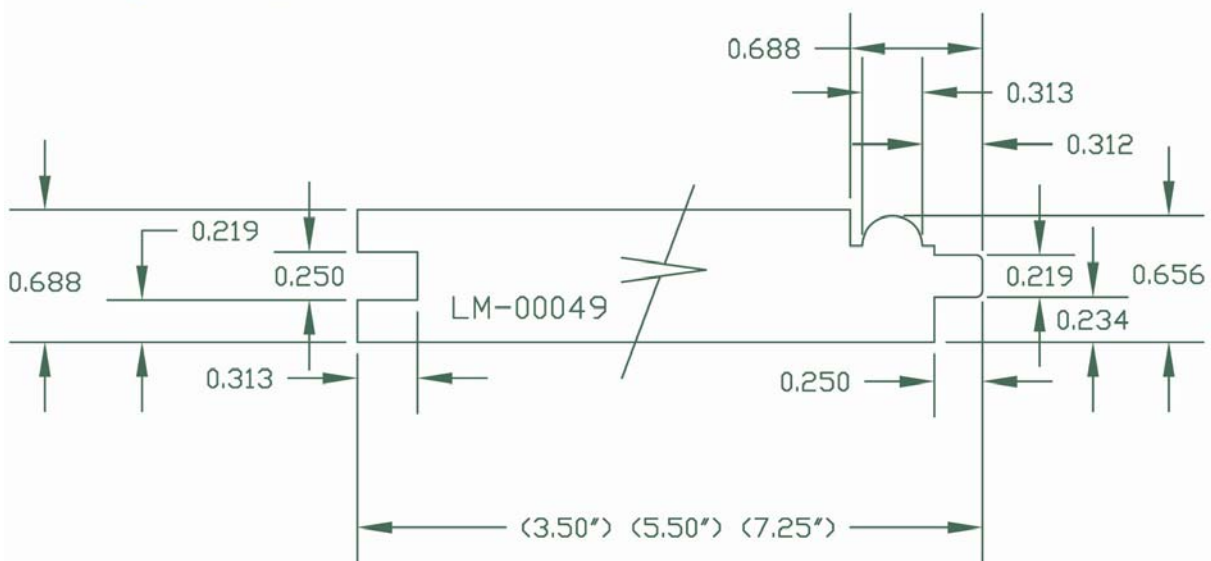
**KNIFE NUMBER**

**LM-00049**

***Beaded T & G***



***Curwensville  
Moulding and Millwork***



***1 1/16" x specify width***

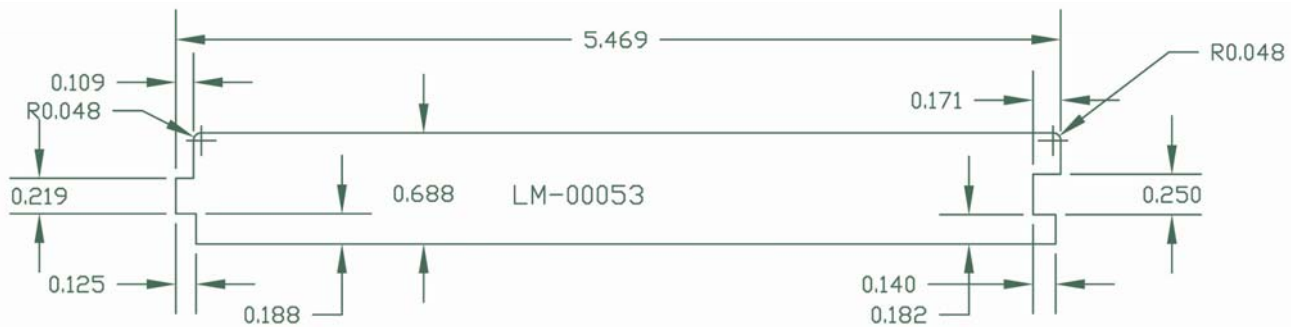
**T&G 5**

**KNIFE NUMBER**  
***LM-00053***  
***Eased Edge T & G***



# ***Curwensville***

## ***Moulding and Millwork***



T&G 6

***1 1/16" x specify width"***

**KNIFE NUMBER**

**LM-00054**

***T & G Pattern Stock***



# ***Curwensville Moulding and Millwork***

***Same pattern as stock codes  
188TG2, 1812TG2, 1816TG2***



***23/32 x 5-3/8" or 7-1/8"***

**T&G 7**

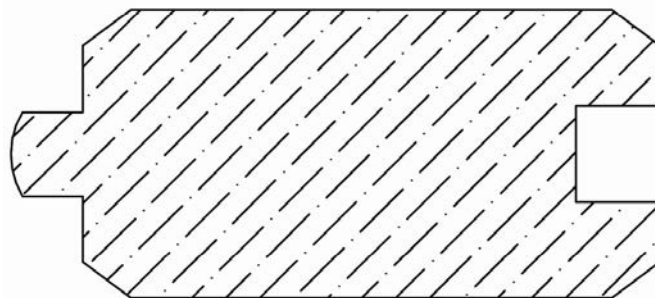
**KNIFE NUMBER**

**LEZ030**

***Tongue & Groove***



***Curwensville  
Moulding and Millwork***



***1-1/2" x specify width***

T&G 8

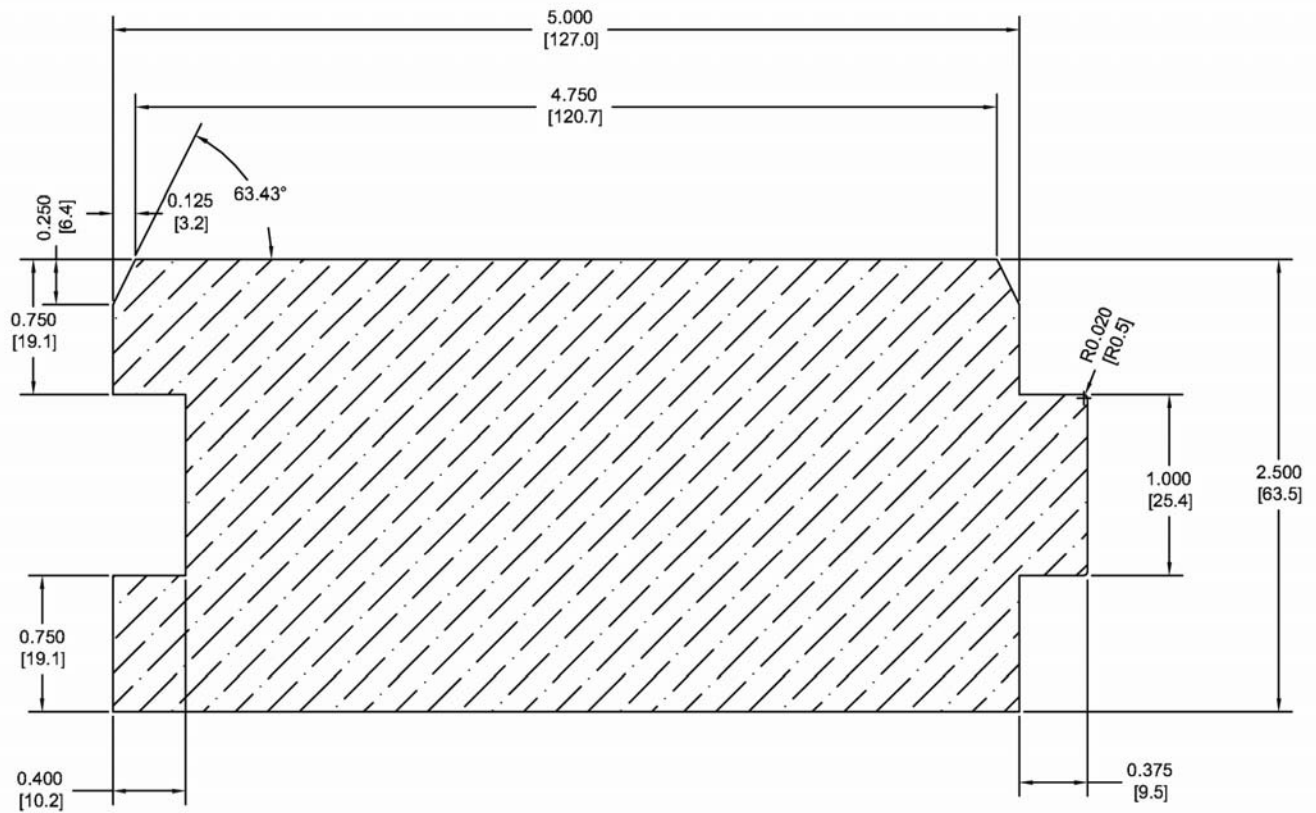
**KNIFE NUMBER**

**LEZ038**

***Tongue & Groove***



# ***Curwensville Moulding and Millwork***



***2-1/2" x specify width***

**T&G 9**

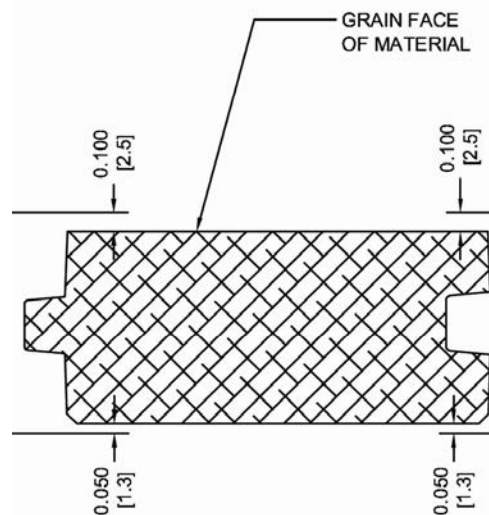
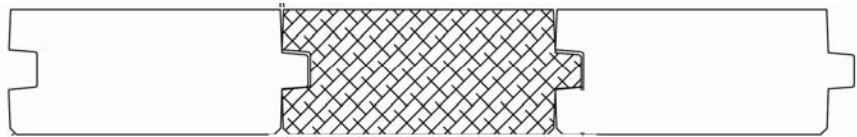
**KNIFE NUMBER**

**LEZ041**

***Tongue & Groove***



# ***Curwensville Moulding and Millwork***



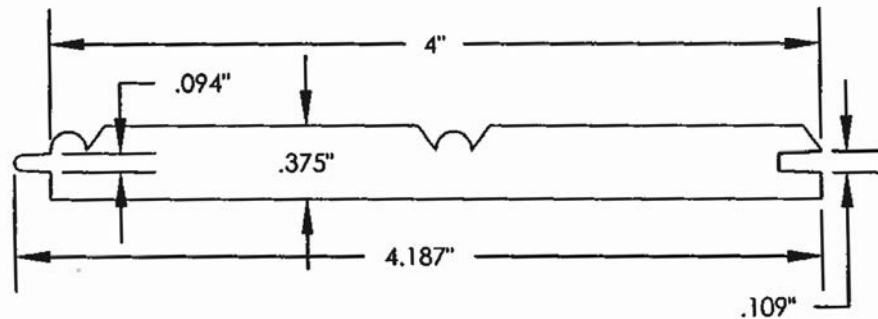
T&G 10

***Azek Deck Tongue & Groove***

**KNIFE NUMBER**  
**WAINSCOT4-L**  
**Wainscot**



# ***Curwensville Moulding and Millwork***



***3/8" x 4-1/8"***

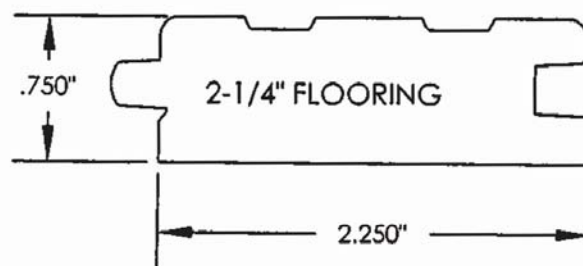
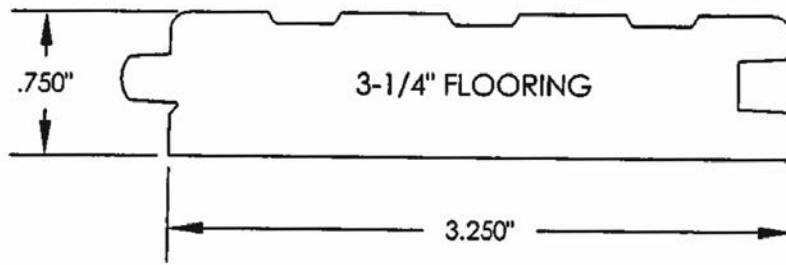


**KNIFE NUMBER**  
**FLOORING-L**  
**Flooring**



# ***Curwensville***

## ***Moulding and Millwork***



***3/4 x specify width***

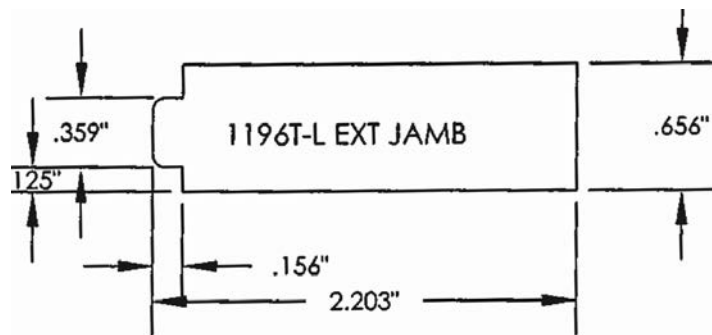
*Curwensville  
Millwork  
Division  
Extension  
& Door Jambs*



**KNIFE NUMBER**  
**1196T-L**  
***Extension Jamb***



# ***Curwensville Moulding & Millwork***



***21/32" x specify depth***

JEJ 1

**KNIFE NUMBER**

**1196W-L**

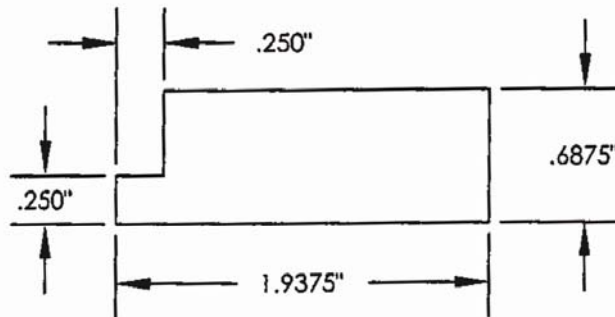
**Casement**

**Extension Jamb**




# ***Curwensville Moulding and Millwork***

***For 2 x 4 Construction***



***For 2 x 6 Construction***



***1 1/16" x specify depth***

**KNIFE NUMBER**

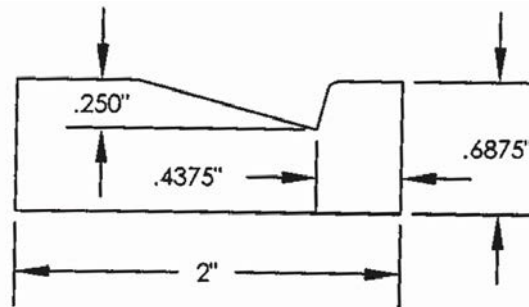
**200-L**

***Extension Jamb***

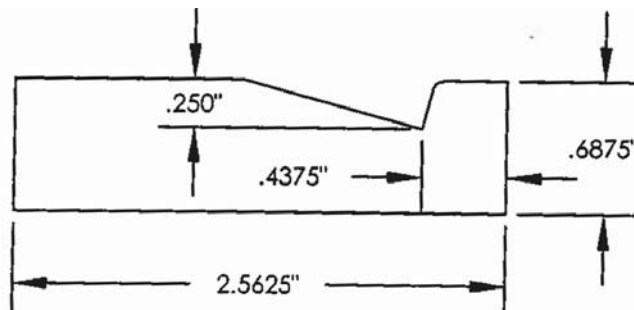


# ***Curwensville Moulding and Millwork***

***For 2 x 4 Construction***



***For 2 x 6 Construction***



***21/32" x specify depth***

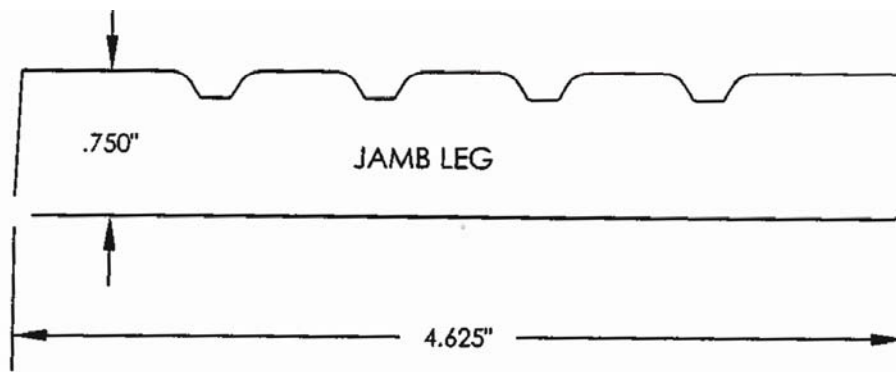
**KNIFE NUMBER**

*Jamb-L*

*Door Jamb*



***Curwensville  
Moulding and Millwork***



***3/4\" x specify width***

JEJ 4

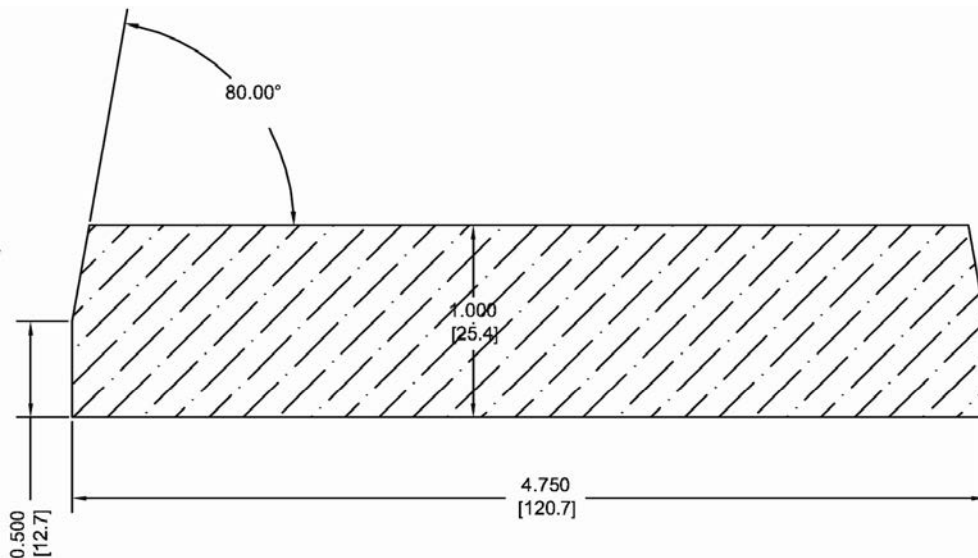
**KNIFE NUMBER**

**LEZ013**

**5/4 Door Jamb**



# ***Curwensville Moulding and Millwork***



***1" x specify width"***

JEJ 5





*Curwensville*

*Millwork*

*Division*

*Window*

*Stool*



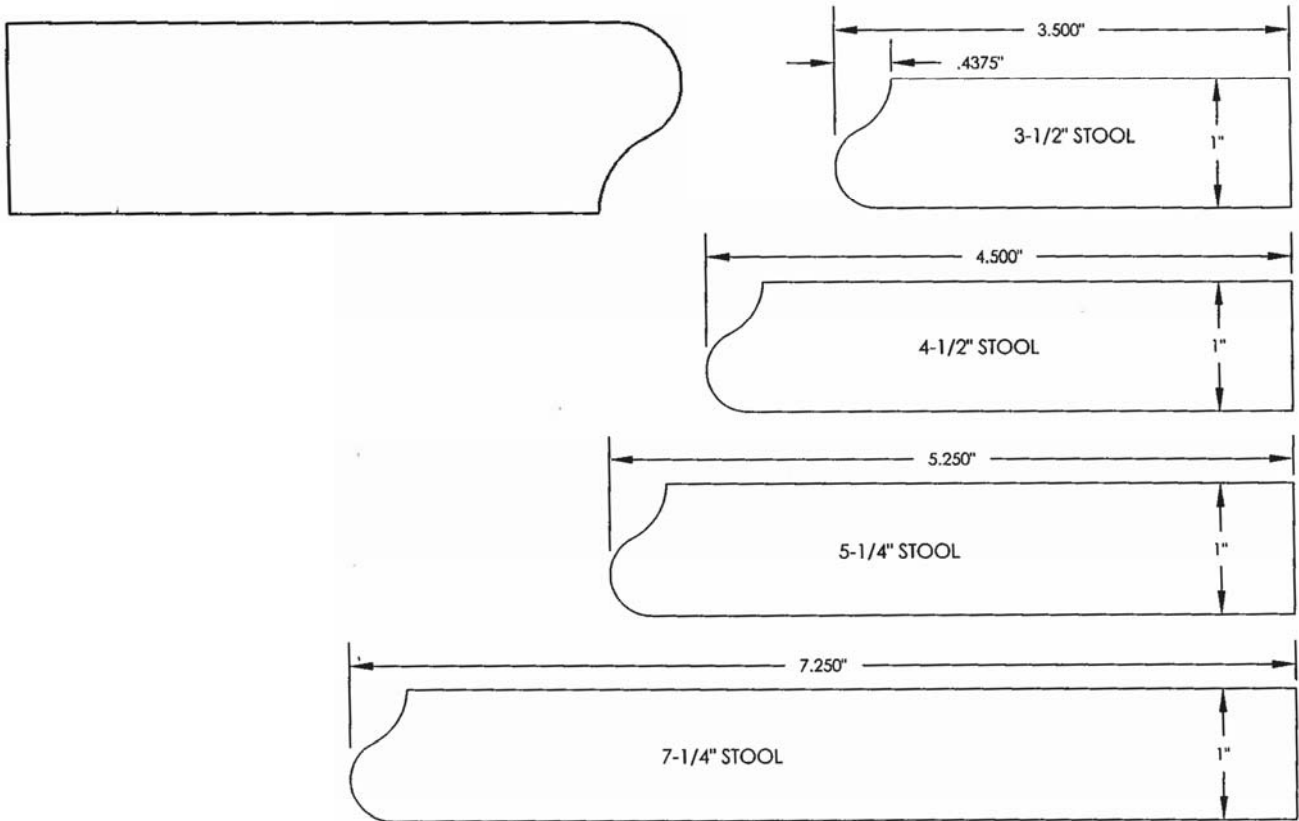
**KNIFE NUMBER**

***Stool-L***

***Window Stool***



***Curwensville  
Moulding and Millwork***



***1" x specify depth***

**ST 1**

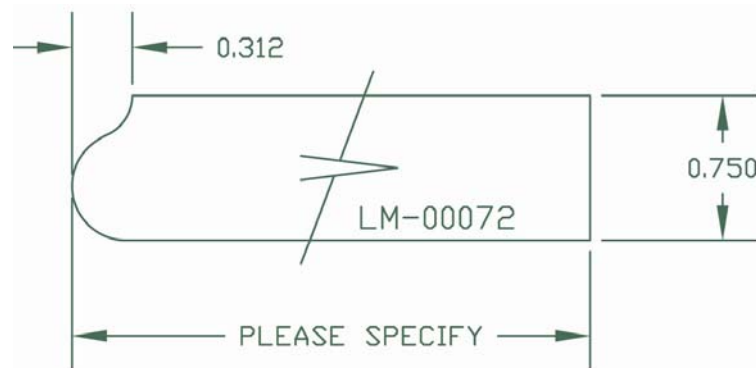

**KNIFE NUMBER**

***LM-00072***

***Window Stool***



# ***Curwensville Moulding and Millwork***



ST 2

***3/4" x specify depth"***

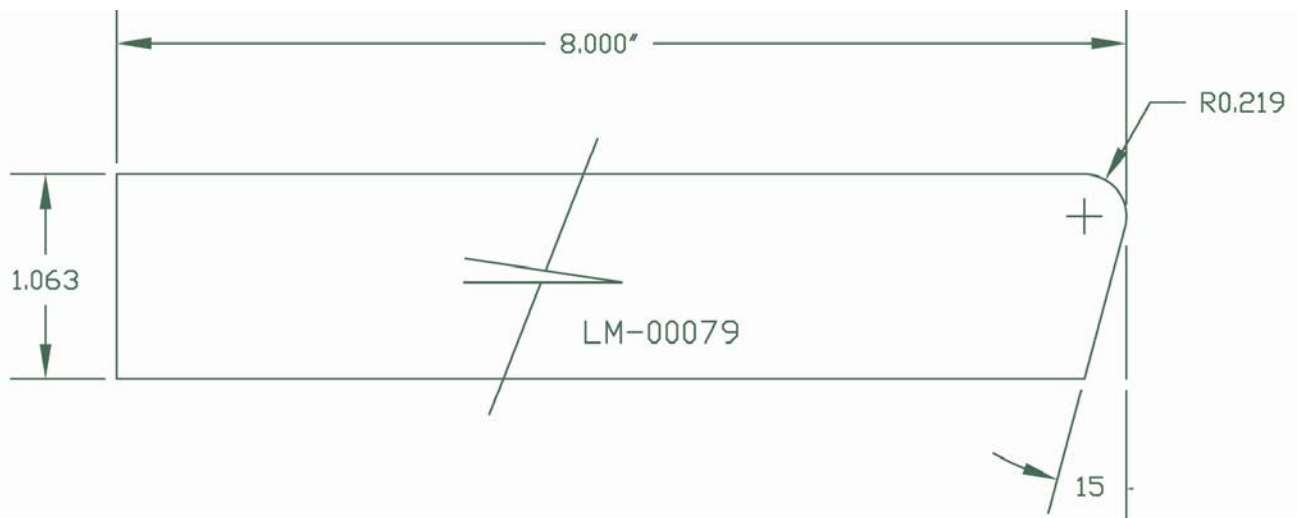
**KNIFE NUMBER**

***LM-00079***

***Window Stool***



# ***Curwensville Moulding and Millwork***



***1-1/16" x specify depth"***

**ST 3**

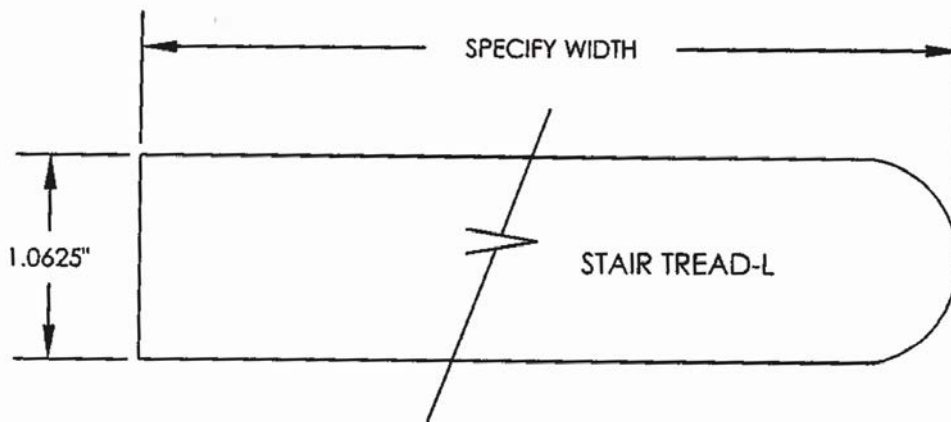
**KNIFE NUMBER**

**TREAD-L**

**Stool**



# ***Curwensville Moulding and Millwork***



ST 4

***1-1/16" x specify width***

*Curwensville*  
*Millwork*  
*Division*  
*Handrail*





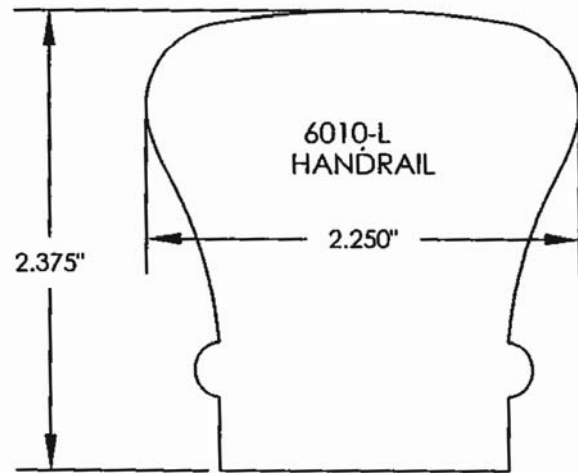
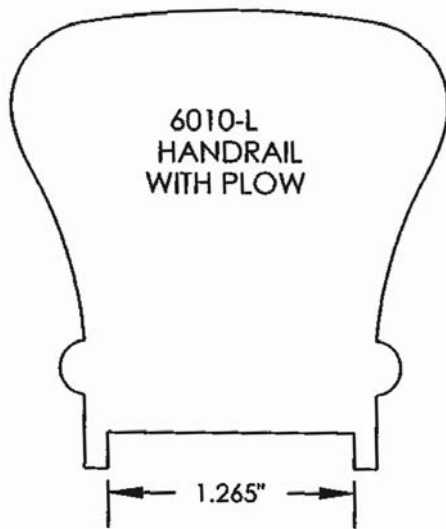
**KNIFE NUMBER**

**6010-L**

**Handrail**



***Curwensville  
Moulding and Millwork***



***Filler for 6010 and 6045 Plowed***

***2-1/4" x 2-3/8***

**HR 1**

**KNIFE NUMBER**

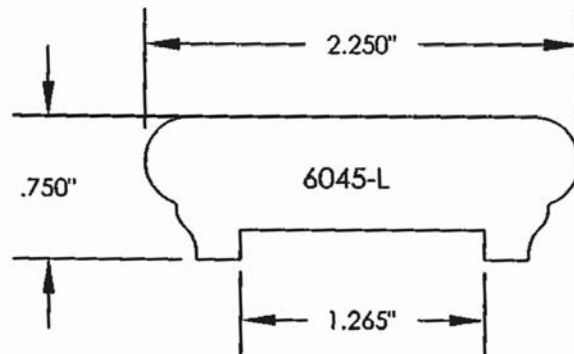
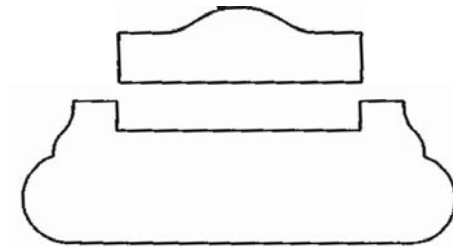
**6045-L**

**Shoe rail**



# ***Curwensville Moulding and Millwork***

***Filler for 6010 and 6045 Plowed***



***3/4" x 2-1/4"***

HR 2

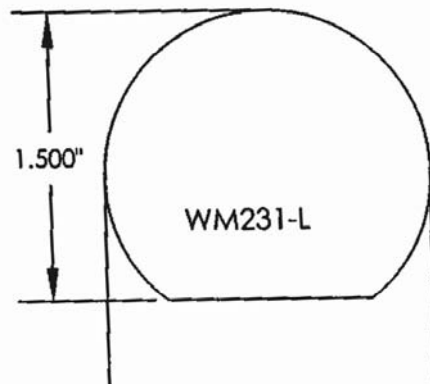
**KNIFE NUMBER**

***WM231-L***

***Handrail***



***Curwensville  
Moulding and Millwork***



***1-1/2" x 1-11/16***

**HR 3**

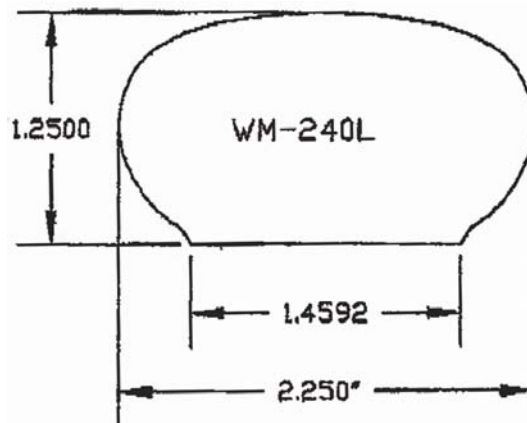
**KNIFE NUMBER**

***WM240-L***

***Handrail***



# ***Curwensville Moulding and Millwork***



HR 4

***1-1/4" x 2-1/4***

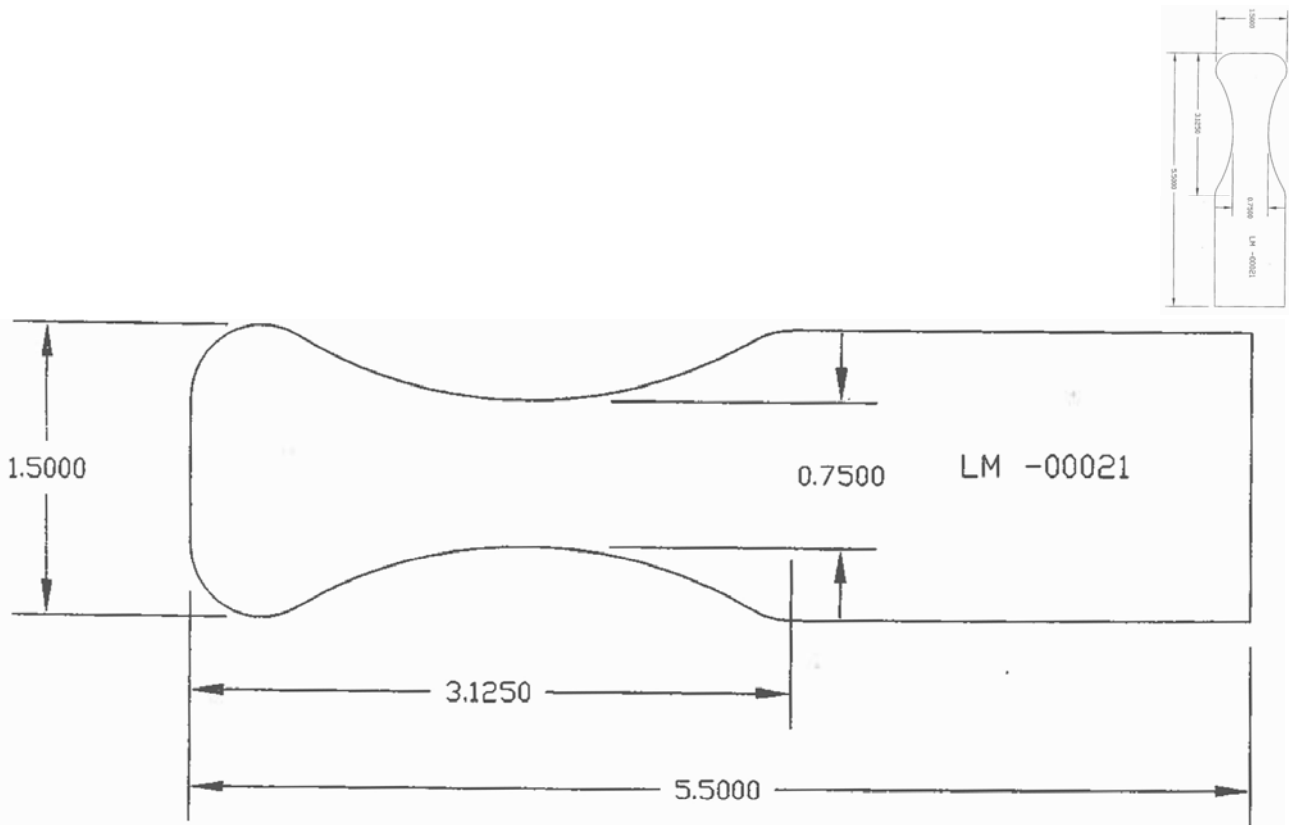
**KNIFE NUMBER**

**LM-00021**

**Handrail**



# ***Curwensville Moulding and Millwork***



**1-1/2" x 5-1/2"**

**HR 5**

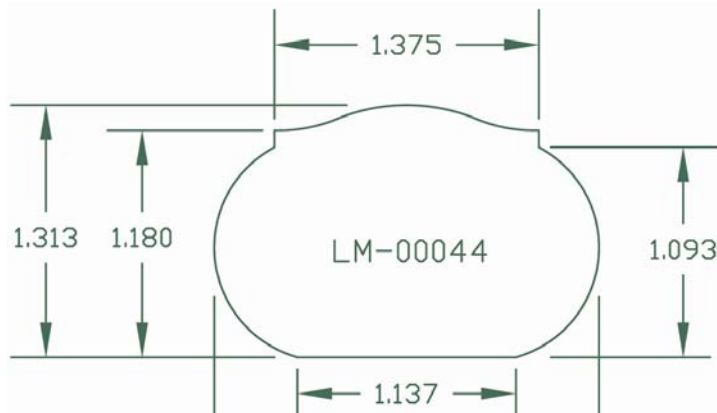
**KNIFE NUMBER**

**LM-00042**

**Handrail**



# ***Curwensville Moulding and Millwork***



HR 6

**1-5/16" x 2"**

**KNIFE NUMBER**

***LM-00058***

***Handrail***



# ***Curwensville Moulding and Millwork***



***1-1/2" x 5-1/2"***

**HR 7**



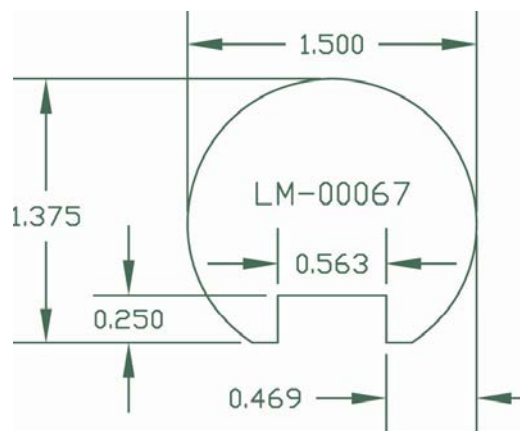
**KNIFE NUMBER**

***LM-00067***

***Handrail***



# ***Curwensville Moulding and Millwork***



HR 8

***1-3/8" x 1-1/2"***

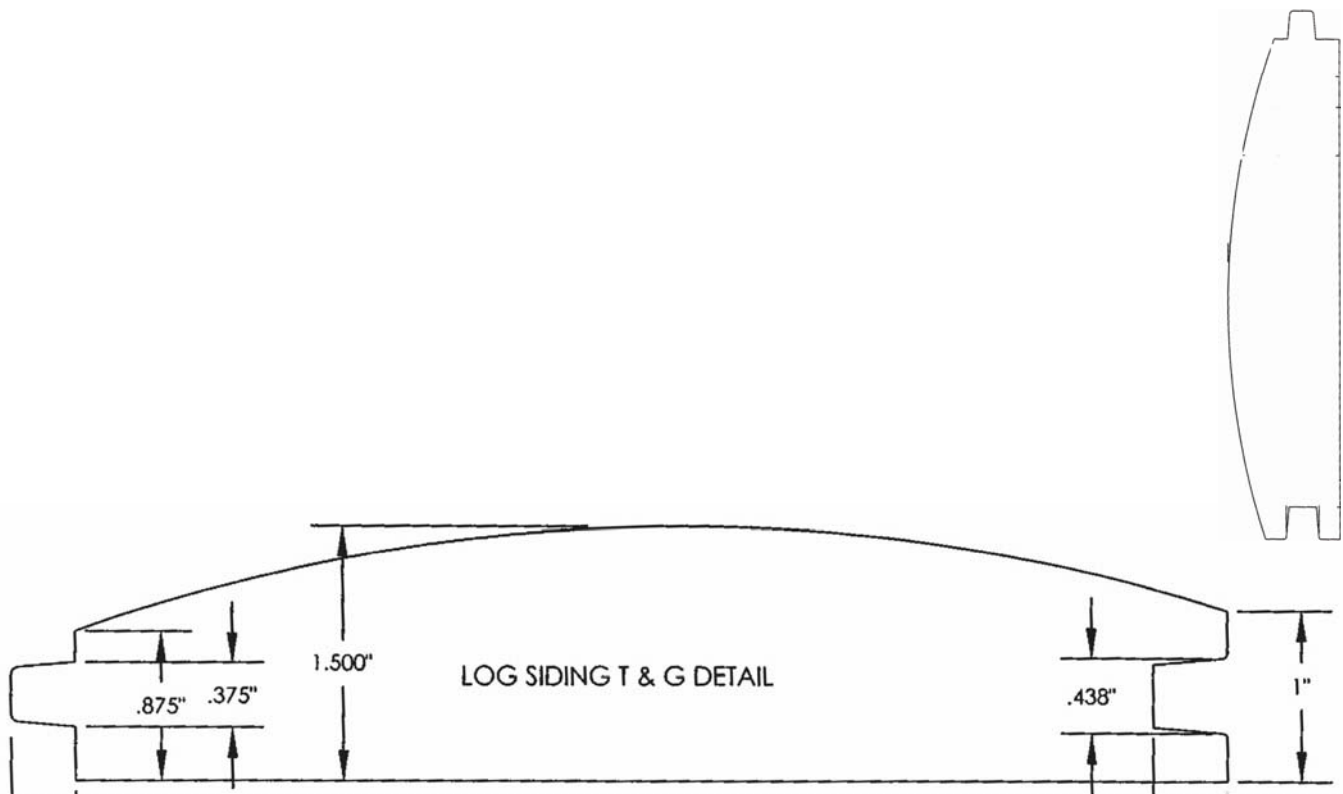
*Curwensville*  
*Millwork*  
*Division*  
*Log Siding*  
*& Siding*



**KNIFE NUMBER**  
**LOGSIDINGTG-L**  
***Log Siding***



# ***Curwensville Moulding & Millwork***



***1-3/8" x 7-1/8"***

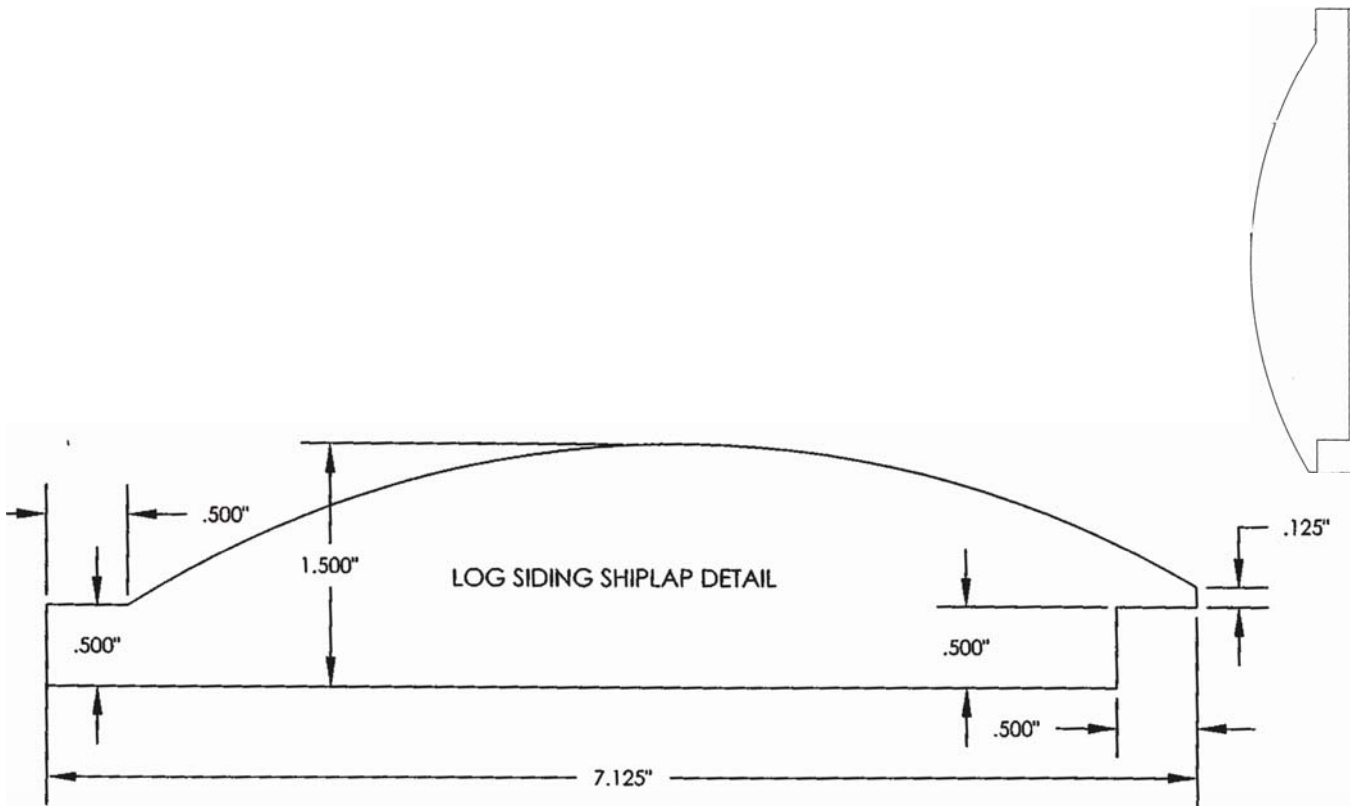
**SD 1**

**KNIFE NUMBER**  
**LOGSIDINGSL-L**  
**Log Siding**



# ***Curwensville***

## ***Moulding and Millwork***



**1-1/2" x 7-1/8"**

SD 2

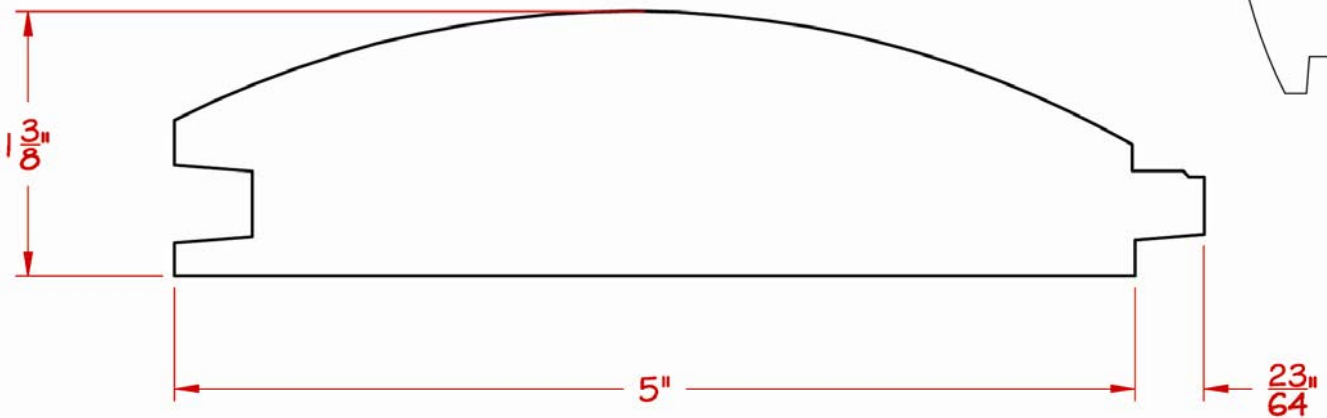

**KNIFE NUMBER**

***2 x 6 T & G***

***Log Siding***



# ***Curwensville Moulding and Millwork***



***1-3/8" x 5-3/8"***

**SD 3**

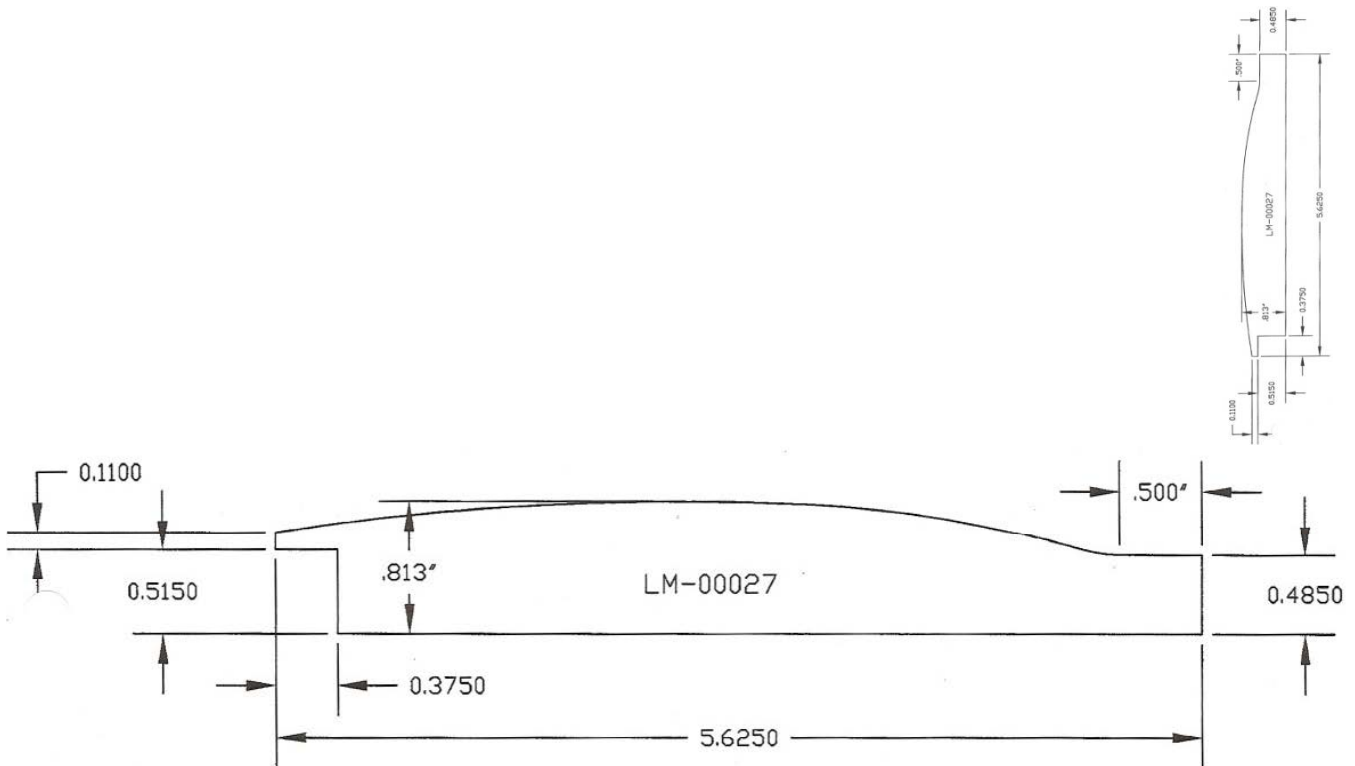
**KNIFE NUMBER**

**LM-00027**

**Log Siding**



***Curwensville  
Moulding and Millwork***



SD 4

***3/4" x 5-3/8"***





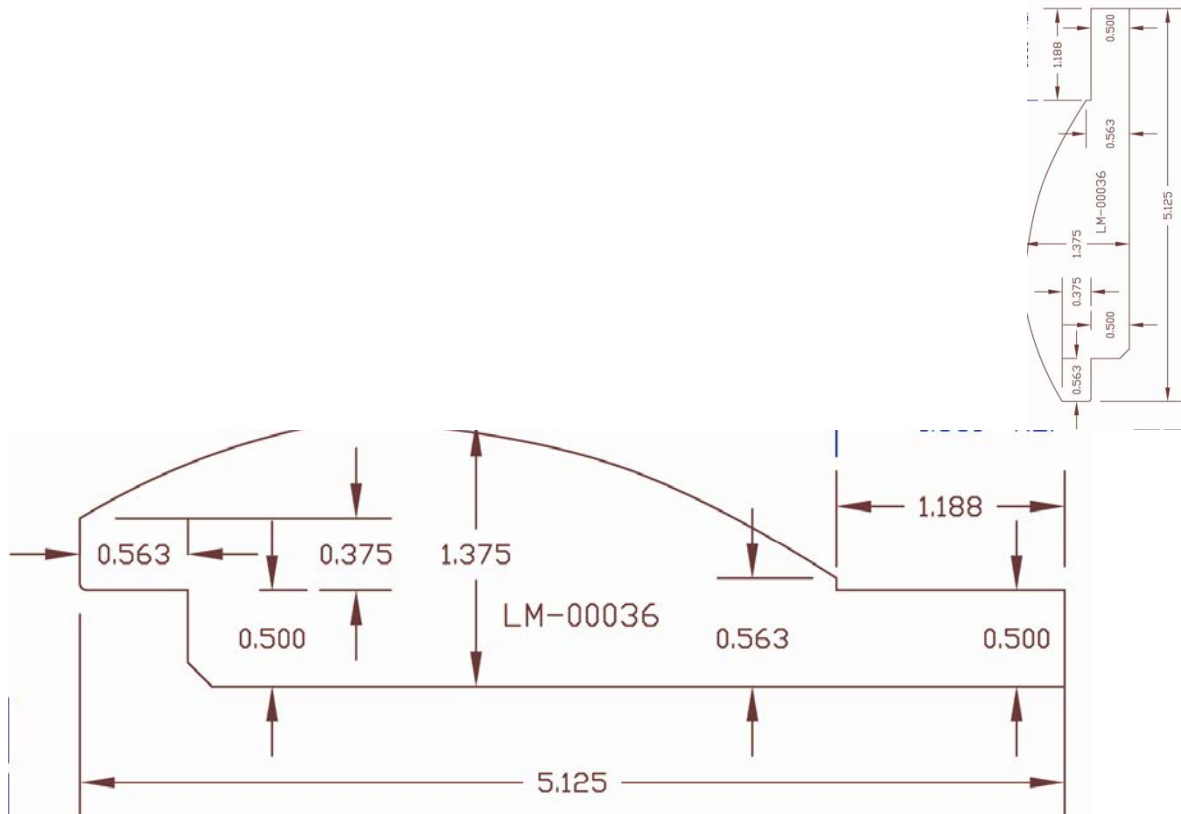
**KNIFE NUMBER**

**LM-00036**

**Log Siding**



# ***Curwensville Moulding and Millwork***



**1-3/8" x 5-1/8"**

SD 6

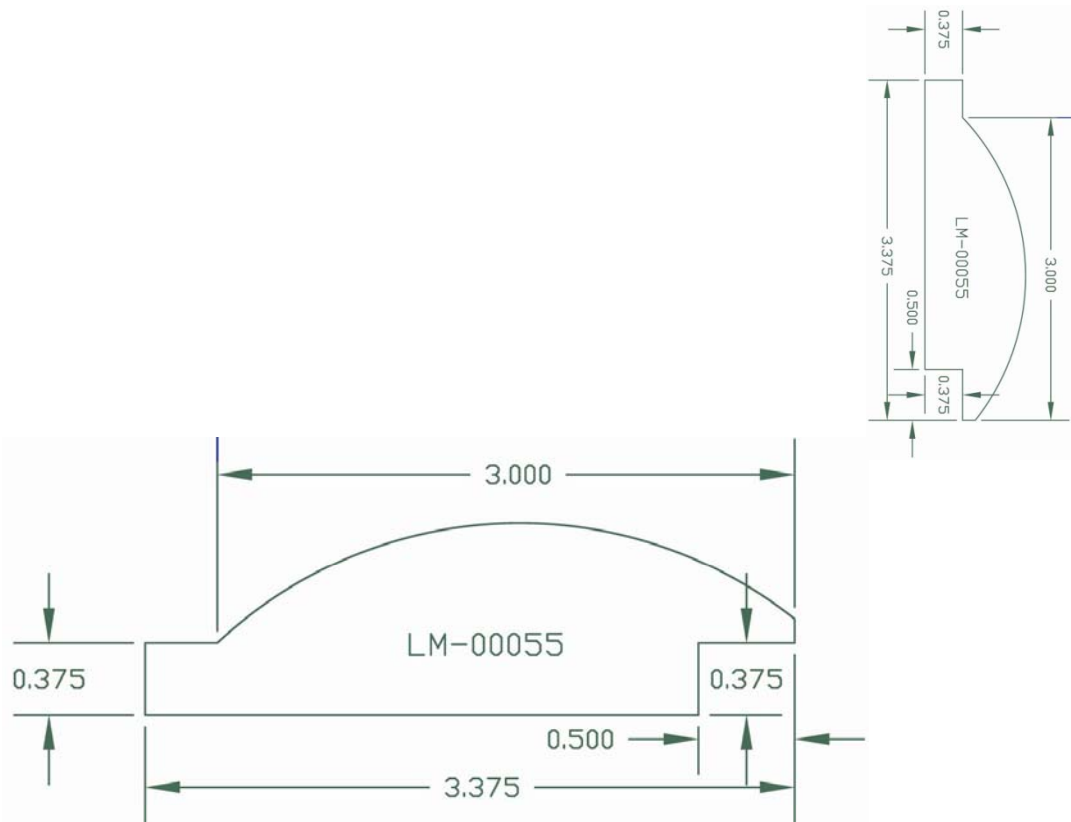
**KNIFE NUMBER**

**LM-00055**

**Log Siding**



# ***Curwensville Moulding and Millwork***



**1-3/8" x 3-3/8"**

SD 7



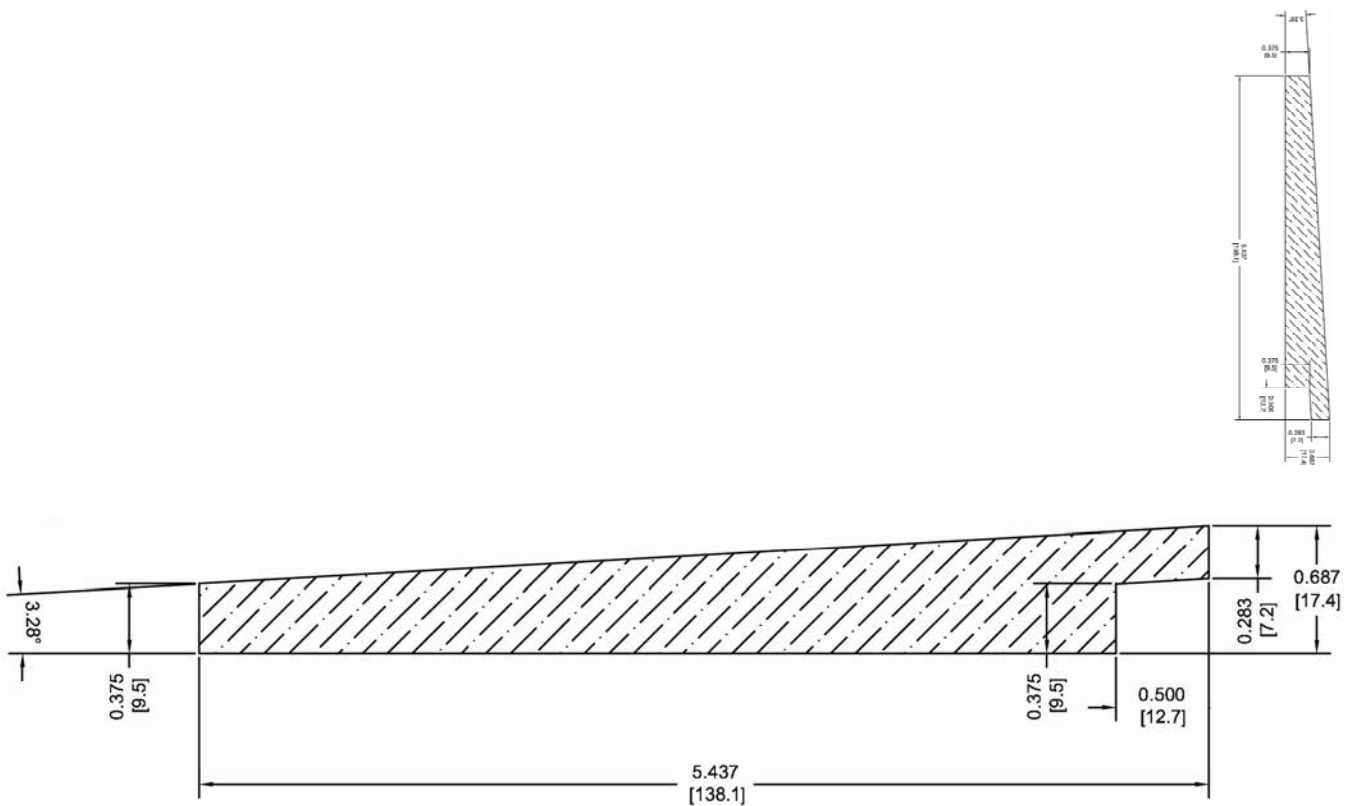
**KNIFE NUMBER**

**LEZ018**

**Siding**



# ***Curwensville Moulding and Millwork***



**11-16" x 5-7/16"**

**SD 9**

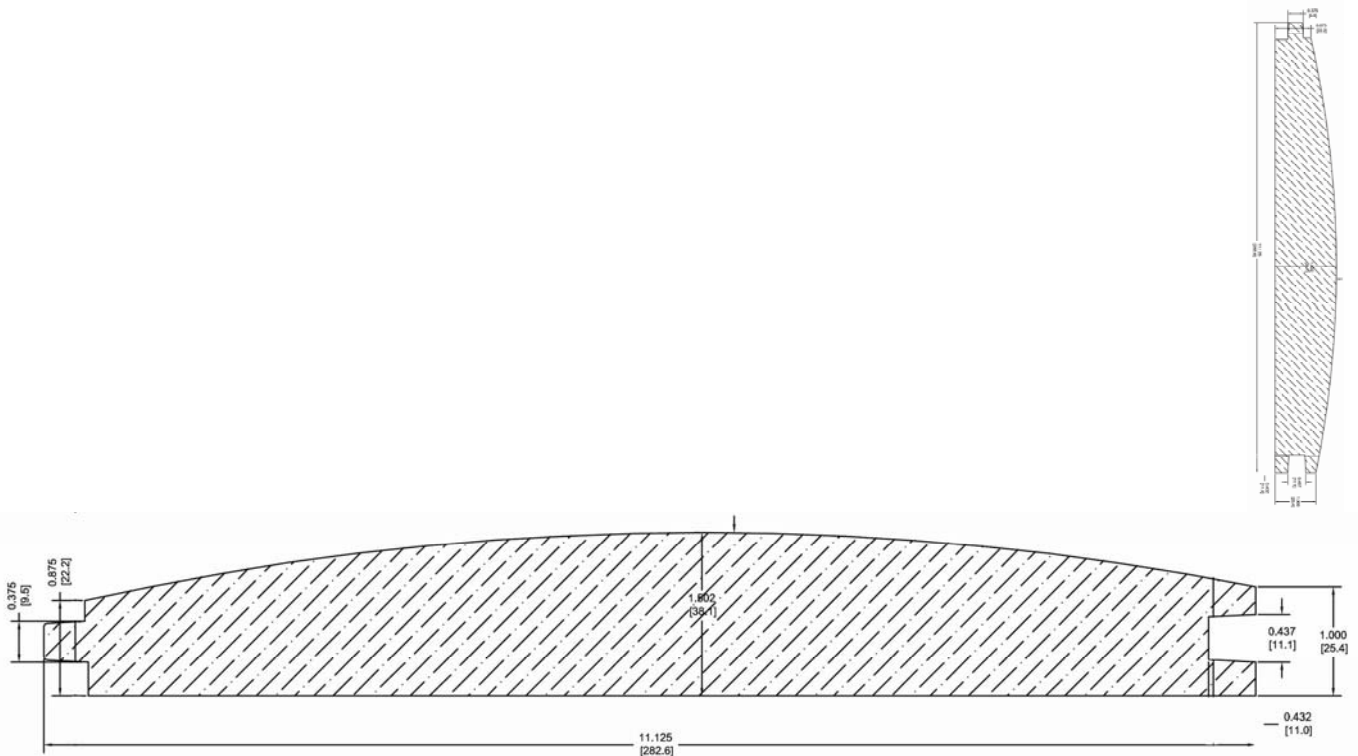
**KNIFE NUMBER**

**LEZ031**

**Log Siding**



# ***Curwensville Moulding and Millwork***



**SD 10**

**1-1/2" x 11-1/8"**

*Curwensville*

*Millwork*

*Division*

*Misc.*

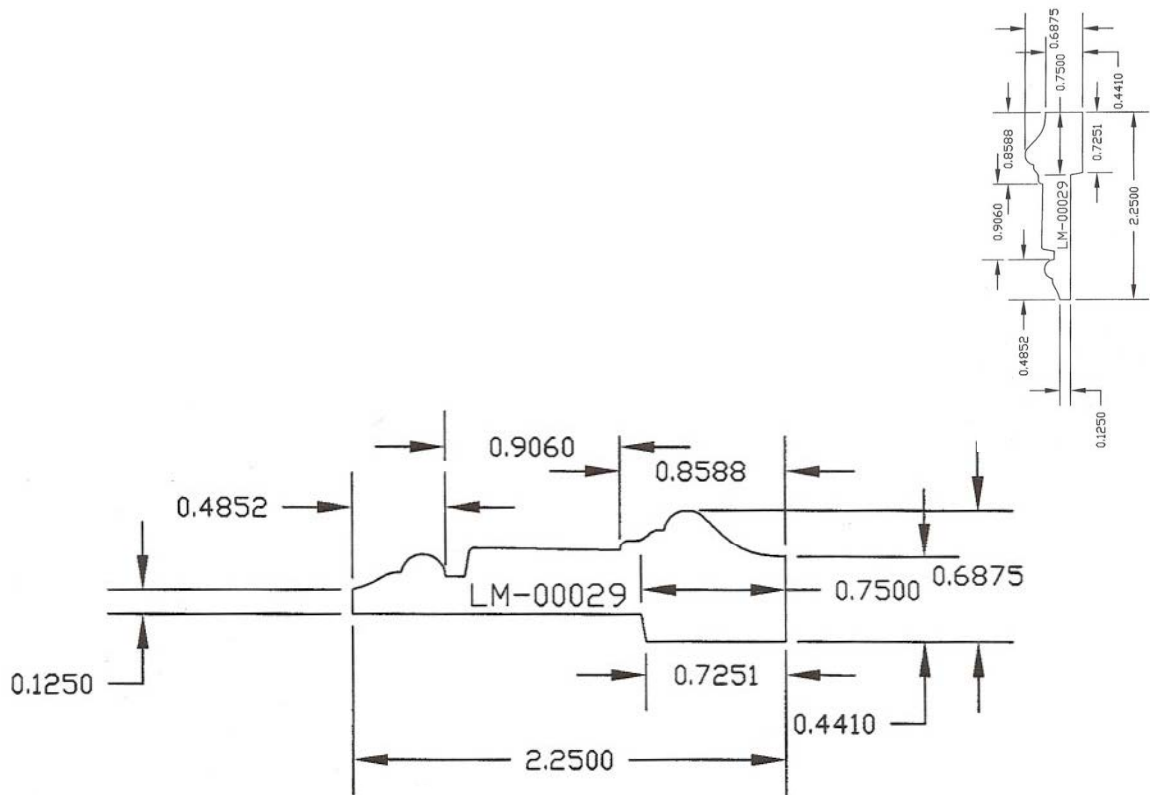
*Mouldings*



**KNIFE NUMBER**  
**LM-00029**  
**WM77 Panel Cap**



# *Curwensville Moulding and Millwork*



**11/16" x 2-1/4"**

**MISC 1**



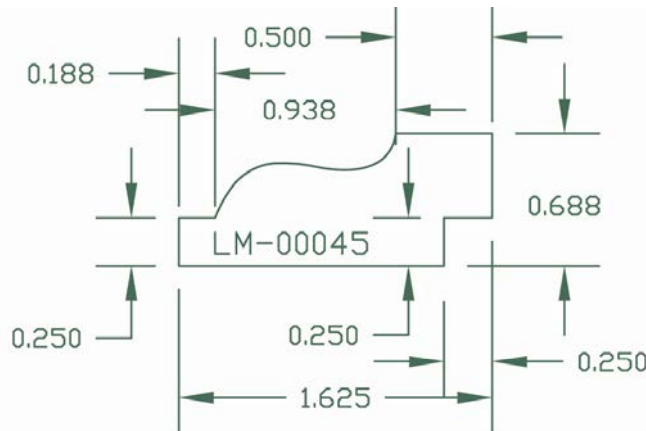
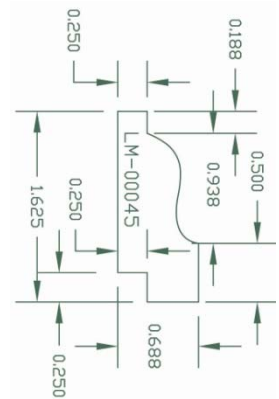
**KNIFE NUMBER**

**LM-00045**

**Panel Cap**



***Curwensville  
Moulding and Millwork***



***11/16" x 1-5/8"***

MISC 2

**KNIFE NUMBER**

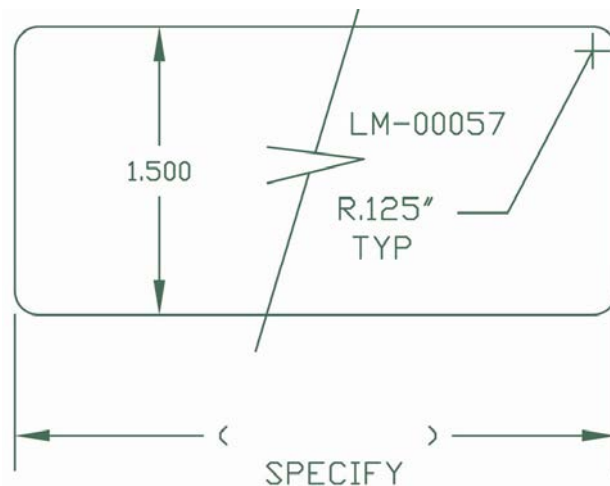
**LM-00057**

**2 x \_\_**



# ***Curwensville Moulding and Millwork***

***2x profile***



***1-1/2" x specify width"***

**MISC 3**

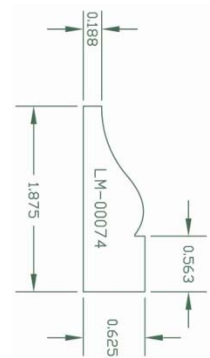
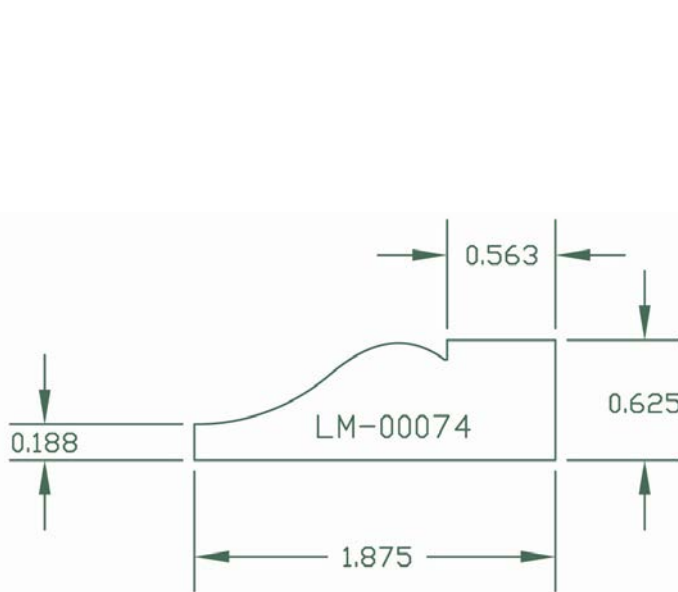
**KNIFE NUMBER**

**LM-00074**

**Backband**



***Curwensville  
Moulding and Millwork***



MISC 4

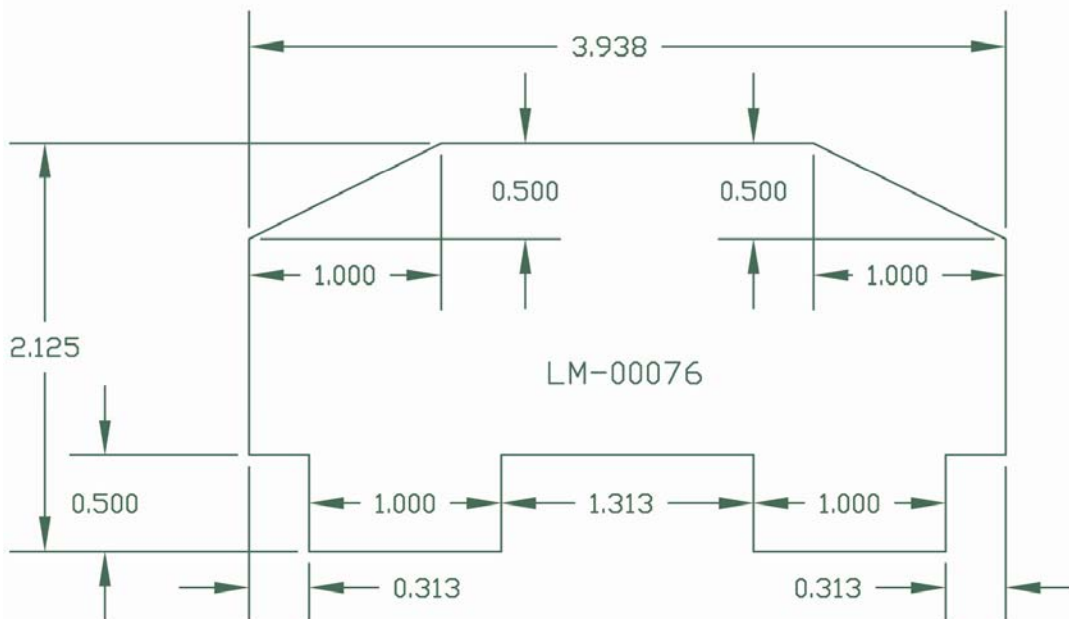
**1" x 1-7/8"**

**KNIFE NUMBER**  
***LM-00076***  
***Porch Top Rail***



# ***Curwensville***

## ***Moulding and Millwork***



***2-1/8" x 3-15/16"***

MISC 5

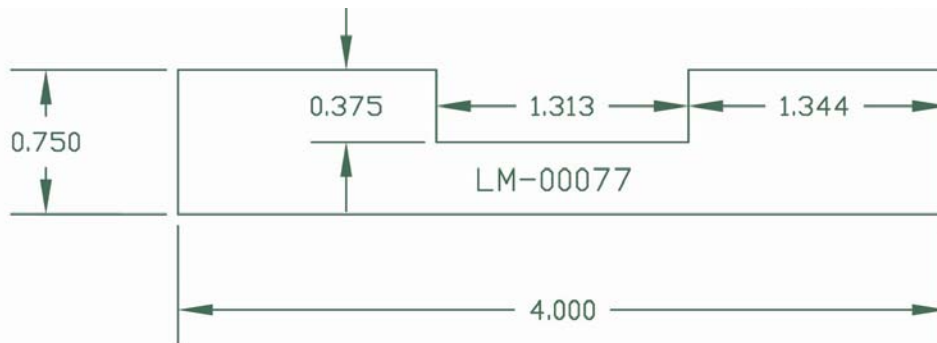
**KNIFE NUMBER**

***LM-00077***

***Porch Bottom Rail***



# ***Curwensville Moulding and Millwork***



MISC 6

***3/4" x 4"***


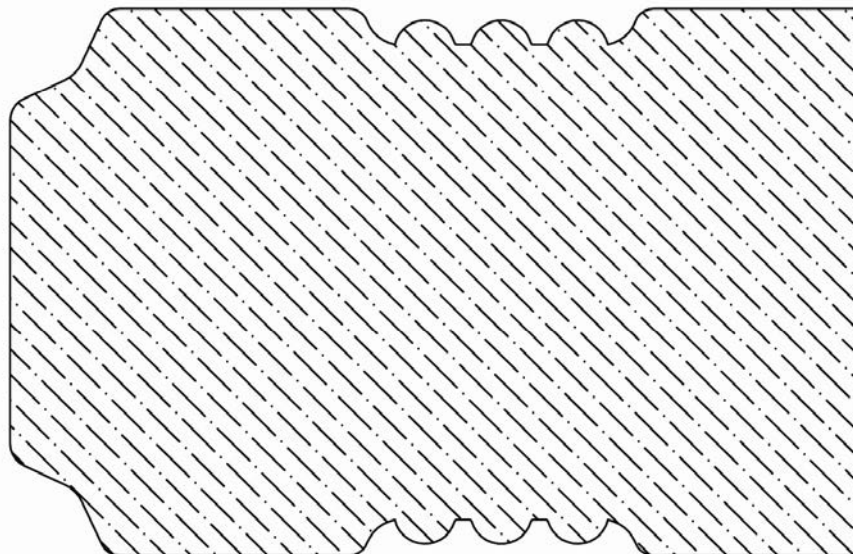
**KNIFE NUMBER**

**LEZ025**

***Porch Rail Top***



***Curwensville  
Moulding and Millwork***



***2-7/8" x 4-7/16"***

**MISC 7**

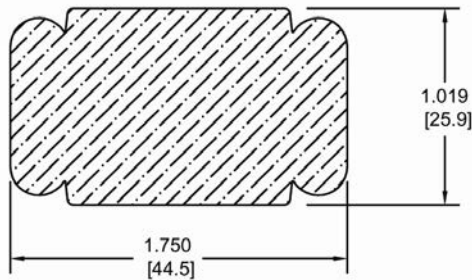
**KNIFE NUMBER**

**LEZ026A**

***Rail Pickets***



# ***Curwensville Moulding and Millwork***



MISC 8

***1-1/16" x 1-3/4"***

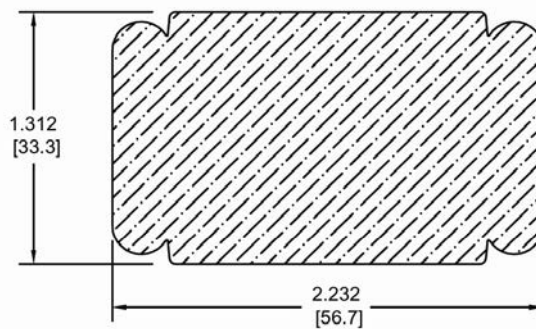
**KNIFE NUMBER**

**LEZ026B**

***Rail Picket***



# ***Curwensville Moulding and Millwork***



***1-5/16" x 2-15/64"***

**MISC 9**




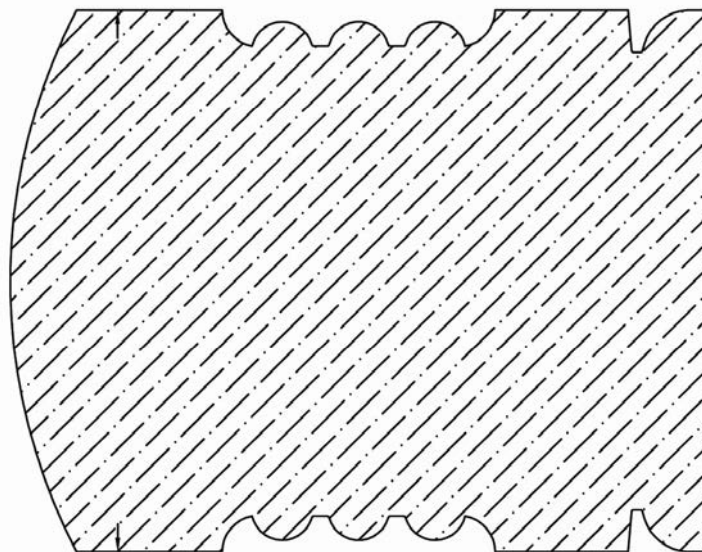
**KNIFE NUMBER**

**LEZ027**

***Porch Bottom Rail***



***Curwensville  
Moulding and Millwork***



***2-13/16" x 3-5/8"***

MISC 10

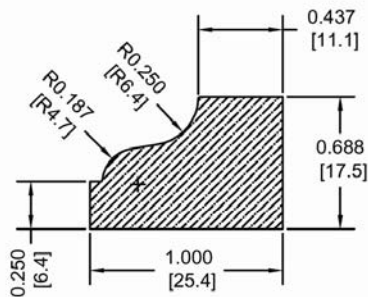
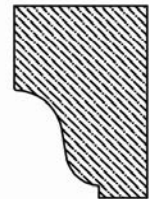
**KNIFE NUMBER**

**LEZ028**

***Shingle Mould***



# ***Curwensville Moulding and Millwork***



***11/16" x 1"***

**MISC 11**

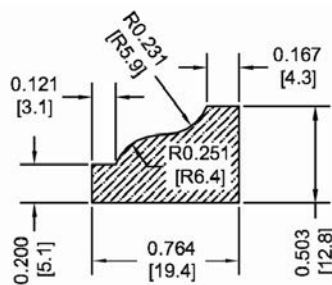
**KNIFE NUMBER**

**LEZ029**

**Scotia Stop**



# ***Curwensville Moulding and Millwork***



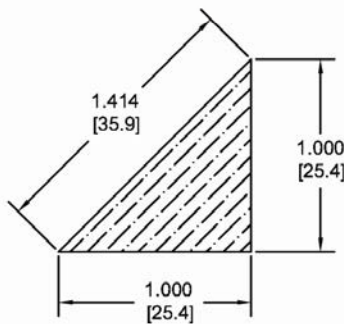
MISC 12

**1/2" x 3/4"**

**KNIFE NUMBER**  
**LEZ040**  
***Chamfer Strip***



# ***Curwensville Moulding and Millwork***



**1" x 1"**

MISC 13

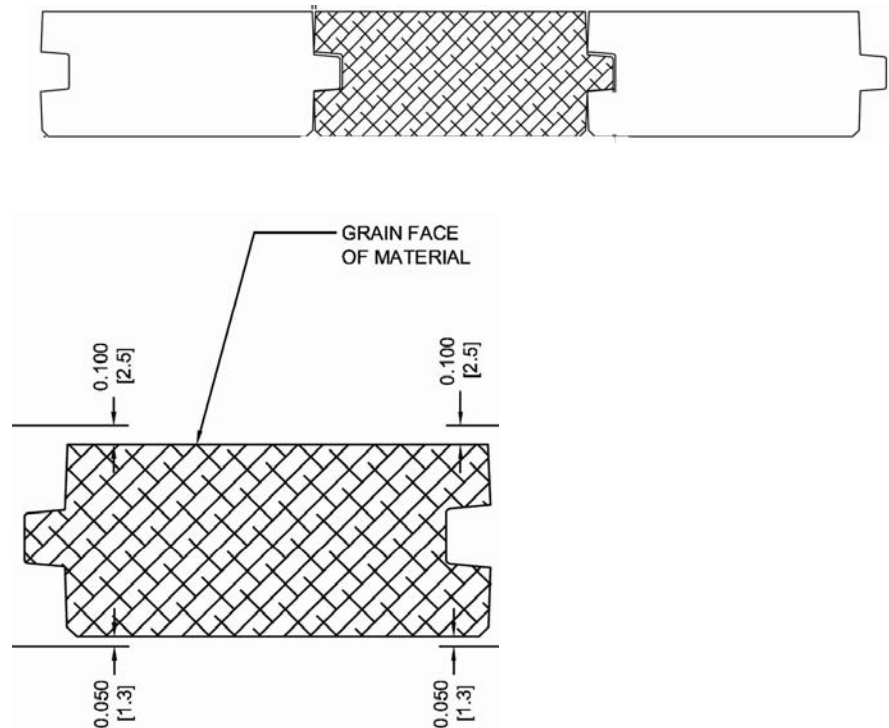
**KNIFE NUMBER**

**LEZ041**

***Tongue & Groove***



# ***Curwensville Moulding and Millwork***



MISC 14

***Azek Deck Tongue & Groove***

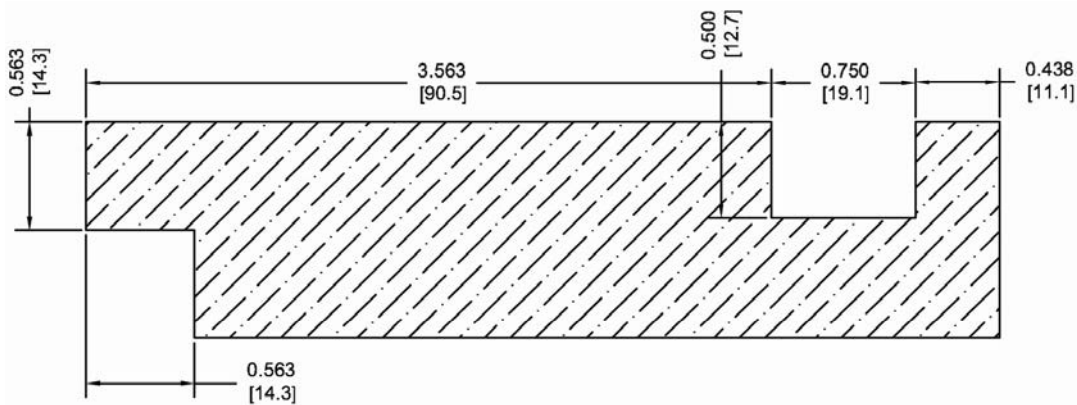
**KNIFE NUMBER**

**LEZ042**

***Fascia - rabbet/ dado***



***Curwensville  
Moulding and Millwork***



***1-1/8" x 4-3/4"***

**MISC 15**

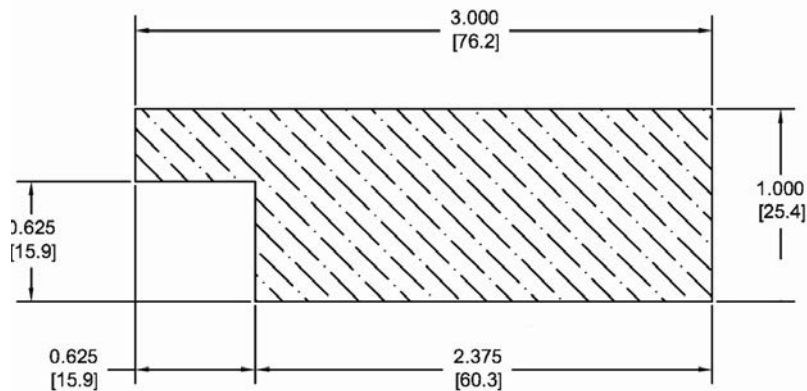
**KNIFE NUMBER**

**LEZ043**

***Fascia - Rabbet***



# ***Curwensville Moulding and Millwork***



MISC 16

***1" x specify height***

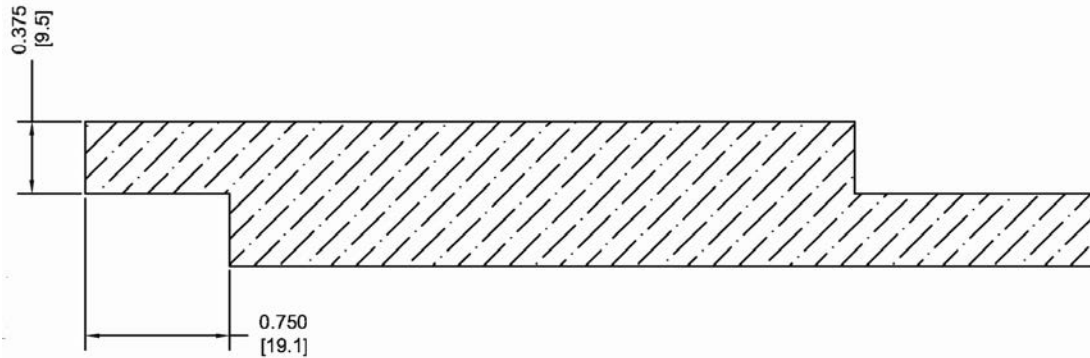
**KNIFE NUMBER**

**LEZ043B**

***Soffit – Rabbet & Dado***



# ***Curwensville Moulding and Millwork***



***3/4" x specify width***

MISC 17





*Lancaster  
Millwork  
Division  
Index*



<b>Moulder Knives</b>			
<b># CUTTER</b>	<b>DESCRIPTION</b>	<b>PAGE #</b>	<b>TEMPLATE</b>
1	3-1/4" CUSTOM FLUTED CASING	C-1	Y
2	D753, BEADED CSG - INSIDE RADIUS	C-1	Y
3	D753, BEADED CSG - OUTSIDE RADIUS	C-1	Y
4	D377, 3-1/2" BEADED CASING	C-1	Y
5	WM445, 3-1/4" CASING	C-1	Y
6	WM361W, 3-1/2" FE CASING	C-1	Y
7	WEB 154 CASING	C-1	Y
8	D361M, 3-1/2" FE CASING	C-1	Y
9	3-1/2" CUSTOM REEDED CASING	C-1	Y
10	D331M, 3-1/2" FE CASING	C-1	Y
11	PEACHTREE 3-1/2" CASING	C-2	Y
12	MORGAN A161 CASING	C-2	Y
13	ADAMS CGM31F CASING	C-2	Y
14	D379, 3-5/8" CASING	C-2	Y
15	ATLANTA #___, 3-1/2" CASING	C-2	Y
16	3/4" X 3-1/4" FE CUSTOM CASING	C-2	Y
17	3/4" X 3-1/2" CUSTOM COLONIAL CSG (EGS)	C-2	Y
18	4" CUSTOM CASING	C-2	Y
19	3" POPLAR CSG (STONEBRIDGE)	C-2	Y
20	BEADED CASING	C-2	Y
21	D371, 2-1/2" BEADED CASING	C-3	Y
22	1-3/4" CUSTOM BACK BAND	D-1	Y
23	D361, 2-1/2" FE CASING	C-3	Y
24	2" CUSTOM BACK BAND	D-1	Y
25	1" BACK BAND MOULDING	D-1	Y
26	1-7/8" BACK BAND MOULDING	D-1	Y
27	CUSTOM BACK BAND	D-1	Y
28	CUSTOM EDGE BAND	L-2	Y
29	2-3/4" CUSTOM CASING	C-3	Y
30	2-13/16" CUSTOM CASING	C-3	Y
31	D297 CHAIR RAIL	B-1	Y
32	JCS1501 BASE CAP	A-3	Y
33	2-1/4" CROWN MOULDING	E-8	N
34	CUSTOM BED MOULDING	E-5	Y
35	THRESHOLD CUTTER, 1/4" SLOPE IN 4-1/2"	F-1	N
36	4-1/2" CUSTOM CASING	C-4	Y
37	4-5/8" CUSTOM BED MOULDING	E-3	Y
38	D49, 3-5/8" CROWN	E-1	Y
39	D47, 4-5/8" CROWN	E-1	Y
40	4-5/16" CUSTOM CASING	C-4	Y
41	5-1/2" CUSTOM CASING	C-4	Y
42	JSC 1642 CASING	C-4	Y
43	JSC 1611 CASING	C-3	Y
44	7/8" X 2" BASE CAP	A-1	Y
45	2-3/16" COVE MOULDING	E-5	Y
46	D366, 2-1/4" FE CASING	C-3	Y

# CUTTER	DESCRIPTION	PAGE #	TEMPLATE
47	1-3/4" CHAIR RAIL	B-2	Y
48	D376, 2-1/4" COLONIAL CASING	C-3	Y
49	2-1/4" CUSTOM CASING	C-3	Y
50	D327, 2-1/4" RANCH CASING	C-3	Y
51	1-3/8" BACK BAND/FRAME MLDG	D-1	Y
52	D180 BRICK MOULDING	C-3	Y
53	1" BACK BAND/FRAME MLDG	D-1	Y
54	1-3/8" BACK BAND MOULDING	D-1	Y
55	1-1/2" BACK BAND MOULDING	D-1	Y
56	7/8" FRAME MLDG	D-1	Y
57	1-1/2" PICTURE FRAME/WAINSCOAT MLDG	D-1	Y
58	CUSTOM BASE CAP	A-2	Y
59	1-3/8" BACK BAND MOULDING	D-1	Y
60	ROHRERSTOWN PLATE RAIL	E-5	Y
61	D53 2-5/8" CROWN MLDG	E-1	Y
62	3-9/16" CUSTOM CROWN MOULDING	E-1	Y
63	2-7/8" COVE MOULDING	E-5	Y
64	3-3/4" CUSTOM CROWN MOULDING	E-2	Y
65	4" CUSTOM CASING	C-5	Y
66	3-1/4" CUSTOM CASING	C-5	Y
67	3-3/4" CUSTOM CASING	C-5	Y
68	4" CUSTOM CASING	C-5	Y
69	3-1/2" CUSTOM CASING	C-5	Y
70	3" CUSTOM BASE CAP	A-1	Y
71	6-5/8" 3 PC CUSTOM CROWN MOULDING	E-3	Y
72	4" CUSTOM CASING	C-5	Y
73	7-3/4" CUSTOM BASE (SEE CAP KNIFE #58)	A-2	Y
74	4" CUSTOM CHAIR RAIL	B-1	Y
75	5-1/4" CUSTOM CASING	C-4	Y
76	BAR RAIL	F-1	Y
77	4-3/4" CUSTOM CASING (2 PIECE)	C-9	Y
78	7" BEVEL TOP HANDRAIL	G-4	Y
79	4-5/8" CUSTOM CROWN MOULDING	E-1	Y
80	AWI 2661 CROWN MOULDING	E-2	Y
81	D-45 5-1/4" CROWN MOULDING	E-1	Y
82	AWI 2361 CROWN MOULDING	E-2	Y
83	CUSTOM OG BASE	A-1	Y
84	6" RANCH BASE	A-1	Y
85	4-1/2" CUSTOM CROWN MLD'G.	E-2	Y
86	6-5/8" 3 PC CUSTOM CROWN MOULDING	E-3	Y
87	5" CUSTOM CROWN MLDG - CONTEMP. DESIGN	E-4	Y
88	5-1/8" CUSTOM CROWN MLDG - CONTEMP. DESIGN	E-4	Y
89	CUSTOM BASE	A-1	Y
90	3-3/4" CUSTOM CASING	C-5	Y
91	5-7/8" CUSTOM BED MLD'G	E-4	N
92	4-3/8" CUSTOM CASING	C-6	Y
93	5-1/2" CUSTOM CASING	C-6	Y
94	4" CUSTOM CHAIR RAIL	B-1	Y

# CUTTER	DESCRIPTION	PAGE #	TEMPLATE
95	4-1/4" CUSTOM CASING	C-6	Y
96	4-1/4" CUSTOM CASING	C-6	Y
97	4-1/4" CUSTOM CHAIR RAIL / MULLION	B-1	Y
98	4-1/4" CUSTOM CHAIR RAIL / MULLION	B-1	Y
99	4" CUSTOM CROWN MLDG	E-2	Y
100	6" STRAIGHT KNIFE		N
101	4-1/4" CUSTOM CASING	C-7	Y
102	3-1/2" CUSTOM CASING	C-9	N
103	BEADED TONGUE & GROOVE	J-1	N
104	1-5/8" CUSTOM BACK BAND	D-1	Y
105	1-3/4" BASE CAP	A-2	Y
106	4-5/8" CUSTOM CASING	C-6	Y
107	1-1/8" CUSTOM BACK BAND - GREYSTONE	D-2	Y
108	1-1/2" REED MOULDING	L-2	Y
109	2-1/8" CUSTOM BASE CAP	A-1	Y
110	2-3/4" CUSTOM CASING	C-5	Y
111	2-5/8" CUSTOM CROWN MOULDING	E-1	Y
112	1-1/4" DIA. FULL ROUND	G-5	Y
113	2-7/16" BASE CAP	A-2	Y
114	3-1/2" CUSTOM CHAIR RAIL	B-1	Y
115	1-3/4" CUSTOM BACK BAND	D-2	Y
116	CUSTOM BASE MOULDING	A-2	Y
117	1-1/4" CROWN MOULDING	E-1	Y
118	3" CUSTOM CASING	C-5	Y
119	1-3/8" JC3901	L-2	Y
120	3-3/8" CUSTOM CROWN MOULDING	E-2	Y
121	3" CUSTOM CHAIR RAIL	B-1	Y
122	1-3/4" BASE CAP	A-2	Y
123	2-1/4" CUSTOM CASING	C-5	Y
124	2-5/8" RANCH CASING	C-5	Y
125	2-1/16" BASE CAP	A-2	Y
126	CUSTOM BASE MOULDING	A-2	Y
127	CUSTOM CASING	C-5	Y
128	CUSTOM BACK BAND	D-1	Y
129	1-5/8" CROWN MOULDING	E-1	Y
130	2" BASE CAP	A-2	Y
131	OG BASE MOULDING	A-3	Y
132	BASE MOULDING	A-3	Y
133	2-3/16" BASE BAND	D-2	Y
134	1-1/2" BASE CAP	A-3	Y
135	15/16" CUSTOM BACK BAND	D-2	Y
136	2-1/2" CUSTOM CHAIR RAIL	B-2	N
137	1-1/8" BACK BAND	D-2	N
138	3-1/2" CUSTOM HANDRAIL	G-1	Y
139	3" CUSTOM CHAIR RAIL	B-2	Y
140	2-13/16" CUSTOM CHAIR RAIL	B-2	Y
141	C6719 BENDING RAIL MOLD	G-1	Y
142	C6010 BENDING RAIL MOLD	G-1	N

# CUTTER	DESCRIPTION	PAGE #	TEMPLATE
143	CUSTOM CASING	C-11	Y
144	1-1/4" BACK BAND	D-2	Y
145	1-1/4" BACK BAND	D-2	Y
146	1-3/16" BED MOULDING	E-5	Y
147	BULLNOSE EDGE	L-1	Y
148	BASE MOULDING	A-3	Y
149	BASE CAP	A-3	Y
150	CUSTOM CASING	C-10	Y
151	1-3/8" BACK BAND	D-2	Y
152	3" CHAIR RAIL	B-2	Y
153	BASE CAP	A-3	Y
154	CUSTOM CASING	C-10	Y
155	1-1/4" BACK BAND	D-2	Y
156	1-1/8" BACK BAND	D-2	Y
157	1-5/8" CROWN MOULDING	E-5	Y
158	BASE MOULDING	A-3	Y
159	BASE MOULDING	A-3	Y
160	3-1/2" CUSTOM CASING	C-11	Y
161	1-7/16" BASE CAP	A-3	Y
162	CUSTOM HANDRAIL - TOP	G-1	Y
163	CUSTOM HANDRAIL - SIDE	G-1	Y
164	1-1/8" BASE CAP	A-3	Y
165	3-3/16" BED MOULDING	E-7	Y
166	3-3/16" BED MOULDING	E-7	Y
167	2" COVE MOULDING	E-7	Y
168	1-1/4" BACK BAND	D-2	Y
169	3/4" BEAD MOULDING	L-1	Y
170	2-5/8" CUSTOM CASING	C-11	Y
171	MA 97 FJ CASING	C-11	Y
172	2-3/4" CUSTOM CASING	C-11	Y
173	1-1/2" CUSTOM HANDRAIL	G-3	Y
174	1-1/2" COVE MOULDING	E-5	Y
175	JCS 1554 BASE MOULDING	A-4	Y
176	COFFMAN C6210 HANDRAIL	G-3	Y
177	1-1/4" BACK BAND	D-2	Y
178	BASE MOULDING	A-4	Y
179	2-7/8" CUSTOM CASING	C-11	Y
180	HAND RAIL (SIDE)	G-3	Y
181	HAND RAIL (TOP)	G-3	Y
182	BOTTOM RAIL (SIDE)	G-3	Y
183	BOTTOM RAIL (TOP)		
184	GERMAN SIDING	F-2	Y
185	BASE CAP	A-4	Y
186	CUSTOM BASE	A-4	Y
187	D75 1 5/8" BED MOULDING	E-5	Y
188	CUSTOM HANDRAIL	G-3	Y
189	CUSTOM HANDRAIL	G-4	Y
190	1 1/2" BACK BAND	D-3	Y

# CUTTER	DESCRIPTION	PAGE #	TEMPLATE
191	CUSTOM CHAIR RAIL	B-3	Y
192	2 3/4" CUSTOM CASING	C-11	Y
193	1 3/4" HAND RAIL	G-4	Y
194	BEADED TONGUE & GROOVE	J-1	Y
195	BEADED TONGUE & GROOVE	J-1	Y
196	HANDRAIL (TOP)	G-4	Y
197	HANDRAIL (SIDE)	G-4	Y
198	3 1/2" CUSTOM CASING	C-11	Y
199	D623 BASE	A-4	Y
200	3-1/2" CUSTOM CASING	C-11	Y
201	2-3/4" CUSTOM CASING	C-13	Y
202	D163 BASE	A-4	Y
203	3-1/2" CUSTOM CASING	C-13	Y
204	97M CASING	C-13	Y
205	3-1/2" CUSTOM CASING	C-13	Y
206	2-1/4" CUSTOM CASING	C-13	Y
207	2-5/8" CUSTOM CASING	C-13	Y
208	3-5/8" CUSTOM CASING	C-13	Y
209	3-1/2" CUSTOM CASING	C-13	Y
210	1-5/8" BACKBAND	D-3	Y
211	1" BACKBAND	D-3	Y
212	1-13/16" BASE CAP	A-4	Y
213	1-3/8" BASE CAP	A-4	Y
214	1-11/16" BACKBAND	D-3	Y
215	3-1/2" CROWN MOULDING	E-5	Y
216	1-1/16" PANEL MOULDING	L-2	Y
217	1-3/4" BASE CAP (WM-217)	A-4	Y
218	1-11/16" CROWN MOULDING	E-5	Y
219	13/16" EDGE MOULDING	L-1	Y
220	BASE MOULDING	A-4	Y
221	CUSTOM CROWN MOULDING	E-5	Y
222	2-1/4" EDGE BAND	L-1	Y
223	1/2" TONGUE FOR #222	L-1	Y
224	PANEL MOULDING	L-1	Y
225	9/16" BEAD	L-1	Y
226	3/8" BEAD	L-1	Y
227	7/8" BEAD	L-1	Y
228	5/8" BEAD	L-1	Y
229	1/4" BEAD	L-1	Y
230	3/8" BEAD	L-1	Y
231	1-5/8" BASE CAP	A-5	Y
232	2" BASE CAP	A-5	Y
233	1-1/4" BACK BAND	D-3	Y
234	2-5/8" CUSTOM CASING	C-13	Y
235	1-3/8" BEAD	L-1	Y
236	1-15/16" BASE CAP	A-5	Y
237	1-1/8" PANEL MOULDING (WM183)	L-1	Y
238	1/2" STOP MOULDING (WM147)	L-2	Y



# CUTTER	DESCRIPTION	PAGE #	TEMPLATE
239	2-1/2" DIA HANDRAIL	G-5	Y
240	BASE MOULDING	A-5	Y
241	2-3/4" BED MOULDING	E-9	Y
242	REEDED CASING	C-13	Y
243	1-1/8" BACK BAND	D-3	Y
244	2-1/2" CHAIR RAIL	B-3	Y
245	11/16" COVE MOULDINGS	L-2	Y
246	7/16" COVE MOULDING	L-2	Y
247	1-5/8" BACK BAND MOULDING	D-3	Y
248	3-5/16" CROWN MOULDING	E-11	Y
249	BASE MOULDING	A-5	Y
250	BASE CAP	A-5	Y
251	BASE CAP	A-5	Y
252	BASE MOULDING	A-5	Y
253	BASE CAP	A-5	Y
254	BACKBAND	D-3	Y
255	BEADED TONGUE & GROOVE	J-1	Y
256	2" CHAIR RAIL MOULDING	B-3	Y
257	CHAIR RAIL BACKER	B-3	Y
258	2-1/2" CASING (WM351)	C-15	Y
259	BASE MOULDING	A-5	Y
260	1-5/8" CAP MOULDING	L-2	Y
261	3-1/2" CASING	C-15	Y
262	3-1/2" CASING	C-15	Y
263	1-1/4" EDGE MOULDING	L-2	Y
264	2-3/8" CASING	C-15	Y
265	1-1/2" BACK BAND	D-3	Y
266	1-3/4" BULLNOSE	L-2	Y
267	1-3/4" EDGE MOULDING	L-2	Y
268	2-3/4" CASING	C-15	Y
269	3-1/2" CASING	C-15	Y
270	1-7/8" BASE CAP	A-5	Y
271	1-3/4" BACK BAND	D-3	Y
272	BASE MOULDING	A-4	Y
273	1-7/16" EDGE MOULDING	L-2	Y
274	1-3/4" CHAIR RAIL	B-3	Y
275	3-1/8" CASING	C-15	Y
276	C6010 HANDRAIL	G-1	Y
277	3-7/8" HANDRAIL	G-4	Y
278	3" CASING	C-15	Y
279	3-1/8" CROWN MOULDING	E-13	Y
280	PANEL MOULDING	L-2	Y
281	BASE MOULDING	A-6	Y
282	2-5/8" CROWN MOULDING	E-13	Y
283	3-5/16" HANDRAIL	G-5	Y
284	2-3/8" BASE CAP	A-6	Y
285	1-5/8" BACK BAND	D-3	Y
286	2-1/4" CROWN MOULDING	E-13	Y

# CUTTER	DESCRIPTION	PAGE #	TEMPLATE
287	2-3/8" CASING	C-15	Y
288	2-3/4" CHAIR RAIL	B-2	Y
289	1-5/8" BEAD	L-2	Y
290	3" CHAIR RAIL	B-4	Y
291	1-3/16" CROWN MOULDING	E-14	Y
292	BASE MOULDING	A-6	Y
293	BASE MOULDING	A-6	Y
294	1-3/8" BACK BAND	D-3	Y
295	3-1/2" CASING	C-15	Y
296	2" CASING	C-15	Y
297	BASE MOULDING	A-6	Y
298	1-1/16" BACK BAND	D-4	Y
299	BASE MOULDING	A-6	Y
300	BASE CAP	A-6	Y
301	BASE MOULDING	A-6	Y
302	BASE CAP	A-6	Y
303	BACK BAND	D-4	Y
304	4-1/4" CUSTOM CASING	C-8	Y
305	4-1/4" CUSTOM CASING	C-8	Y
306	4-1/4" CUSTOM CASING	C-8	Y
307	4-1/4" CUSTOM CASING	C-7	Y
308	4-1/2" JCS 1646 CASING	C-7	Y
309	5" CUSTOM CROWN MLDG	E-4	Y
310	5" CUSTOM CROWN MLDG	E-3	Y
311	5-1/8" CUSTOM CROWN MLDG	E-4	Y
312	4-3/8" CUSTOM CASING	C-7	Y
313	4-13/16" CUSTOM CASING	C-8	Y
314	3-1/4" CUSTOM CASING	C-8	Y
315	4-1/4" CUSTOM CASING	C-7	Y
316	5" BED MOULDING	E-3	Y
317	7-1/2" CUSTOM CROWN MOULDING	E-6	Y
318	4" CUSTOM CASING	C-9	Y
319	JCS 3221 HANDRAIL	G-1	Y
320	4-1/2" CUSTOM HANDRAIL	G-2	Y
321	3-1/2" CUSTOM BOTTOM RAIL	G-2	Y
322	6-3/8" CUSTOM CROWN MOULDING	E-6	N
323	4-3/4" CUSTOM HANDRAIL	G-2	N
324	3-13/16" CUSTOM CASING	C-9	Y
325	D390M CHAIR RAIL	B-2	Y
326	CUSTOM CASING	C-12	Y
327	3-3/4" CUSTOM CASING	C-10	Y
328	PLINTH BLOCK	C-10	Y
329	3-1/4" CUSTOM CASING	C-11	Y
330	4-3/4" REEDED CASING	C-12	Y
331	3-7/8" CUSTOM CHAIR RAIL	B-2	Y
332	JCS 1671 CASING	C-12	Y
333	4" CUSTOM CASING	C-12	Y
334	3 3/8" CUSTOM CHAIR RAIL	B-3	Y

# CUTTER	DESCRIPTION	PAGE #	TEMPLATE
335	4 7/8" CUSTOM CHAIR RAIL	B-3	Y
336	3" BASE CAP	A-4	Y
337	4 7/8" REED CASING	C-10	Y
338	3-9/16" CUSTOM CHAIR RAIL	B-3	Y
339	5-5/16" BED MOULDING	E-7	Y
340	3-7/8" COVE MOULDING	E-8	Y
341	4-11/16" CROWN MOULDING	E-8	Y
342	4" CUSTOM CASING	C-14	Y
343	3" HANDRAIL	G-5	Y
344	5-3/16" CUSTOM CROWN MOULDING	E-6	Y
345	4-7/16" BAR RAIL	F-1	Y
346	5-1/8" CUSTOM CHAIR RAIL	B-2	Y
347	5-9/16" CROWN MOULDING	E-6	Y
348	12-1/4" CROWN MOULDING	E-7	Y
349	12-1/4"	E-7	Y
350	6-7/8" CROWN MOULDING	E-8	Y
351	7-3/4" CROWN MOULDING #1	E-9	Y
352	7-3/4" CROWN MOULDING #2	E-9	Y
353	4" CROWN MOULDING	E-8	Y
354	5-5/16" CROWN MOULDING	E-9	Y
355	4-1/2" CROWN MOULDING	E-9	Y
356	6" COVE MOULDING	E-10	Y
357	4-5/8" COVE MOULDING	E-10	Y
358	5" CROWN MOULDING	E-9	Y
359	3-1/2" CROWN MOULDING	E-9	Y
360	4" CROWN MOULDING	E-10	Y
361	4-1/4" CROWN MOULDING	E-10	Y
362	5-3/16" CROWN MOULDING	E-11	Y
363	4-5/16" CROWN MOULDING	E-11	Y
364	4-11/16" CROWN MOULDING	E-11	Y
365	BASE MOULDING	A-5	Y
366	4-3/8" CROWN MOULDING	E-11	Y
367	2-3/8" HANDRAIL	G-4	Y
368	4-7/8" CROWN MOULDING	E-10	Y
369	5-1/2" CROWN MOULDING	E-11	Y
370	4-1/4" CASING (5010M)	C-14	Y
371	4-1/4" CASING (2 PC) (5010M)	C-14	Y
372	5-3/4" CROWN MOULDING	E-12	Y
373	3-3/4" CROWN MOULDING	E-12	Y
374	2-7/16" CROWN MOULDING	E-12	Y
375	3-7/8" CASING	C-14	Y
376	3-9/16" HANDRAIL	G-5	Y
377	3-1/4" CASING	C-14	Y
378	2-1/8" CHAIR RAIL	B-3	Y
379	6" CROWN MOULDING	E-12	Y
380	3" CROWN MOULDING	E-12	Y
381	5" CROWN MOULDING	E-12	Y
382	4-1/2" BASE MOULDING	A-6	Y

# CUTTER	DESCRIPTION	PAGE #	TEMPLATE
383	4-3/16" CROWN MOULDING	E-12	Y
384	3-3/4" CASING	C-14	Y
385	5-1/16" CROWN MOULDING	E-12	Y
386	4-1/2" BASE	A-6	Y
387	4-3/4" CROWN MOULDING	E-8	Y
388	5-1/2" CASING	C-9	Y
389	6-3/4" BASE MOULDING	A-1	Y
390	5-3/4" CROWN MOULDING	E-13	Y
391	2-3/8" CHAIR RAIL	B-3	Y
392	4" CROWN MOULDING	E-13	Y
393	5-7/16" CROWN MOULDING	E-13	Y
394	2" CROWN MOULDING	E-13	Y
395	5-1/4" CROWN MOULDING	E-14	Y
396	HANDRAIL TOP	G-5	Y
397	HANDRAIL SIDE	G-5	Y
398	8-1/2" COVE MOULDING	E-14	Y
399	4-1/8" CROWN MOULDING	E-14	Y
400	2" CHAIR RAIL	B-4	Y
401	4-1/2" CASING	C-12	Y
402	4-11/16" PLINTH BLOCK	C-12	Y
403	3-15/16" COVE & MOULDING	E-14	Y
404	3-5/8" CHAIR RAIL	B-4	Y
405	5-5/16" CROWN MOULDING	E-14	Y
406	6" CHAIR RAIL	B-4	Y
407	3-5/8" CASING	C-14	Y
408	4-1/2" CASING	C-6	Y
409	3-7/8" CROWN MOULDING	E-8	Y
410	3-5/8" CROWN MOULDING	E-14	Y
411	5-3/4" CHAIR RAIL	B-4	Y
412	5-1/2" CASING	C-16	Y
413	3-11/16" CASING JELD WEN	C-16	Y
414	6710 HANDRAIL	G-6	Y
415	JCS 2609 PICTURE RAIL	F-2	Y
416	5-3/16" CROWN MOULDING	E-15	Y
417	5-1/16" CROWN MOULDING	E-15	Y
418	4-1/8" CROWN MOULDING	E-15	Y
419	10-3/4" MANTLE MOULDING	F-2	Y
420	2-3/4" HANDRAIL	G-6	Y
421	1-7/8" BASE CAP	A-7	Y
422	4-3/4" CASING	C-16	Y
423	8-1/8" CROWN MOULDING KNIFE #1	E-16	Y
424	8-1/8" CROWN MOULDING KNIFE #1	E-16	Y
425			
426			
427			
428			
429			
430			

# CUTTER	DESCRIPTION	PAGE #	TEMPLATE
431			
432			
433			
434			
435			
436			
437			
438			
439			
440			
441			
442			
443			
444			
445			
446			
447			
448			
449			
450			
451			
452			
453			
454			
455			
456			
457			
458			
459			
460			
461			
462			
463			
464			
465			
466	11/16" BEAD	L-2	Y
467	CHAIR RAIL	B-4	Y
468	1-3/4" PICTURE RAIL	F-2	Y
469	3/4" BASE MOULDING	A-7	Y
470	2-1/8" BASE CAP	A-7	Y
471	6910S HANDRAIL / TOP	G-1	Y
472	6910S HANDRAIL / SIDE	G-1	Y
473	1-1/2" BASE CAP	A-7	Y
474	1-5/16" BACK BAND	D-4	Y
475	JCS 1529 BASE MOULDING	A-7	Y
476	JCS 1536 BASE MOULDING	A-7	Y
477	1-1/4" BASE CAP	A-7	Y
478	1" BACK BAND	D-4	Y

# CUTTER	DESCRIPTION	PAGE #	TEMPLATE
479	1-5/16" BACK BAND	D-4	Y
480	RB3 CASING	C-15	Y
481	PIC-WIC SHIPLAP	J-1	Y
482	2-9/16" CROWN MOULDING	E-15	Y
483	3/4" BASE MOULDING	A-7	Y
484	4" CASING	C-17	Y
485	1-3/4" HANDRAIL	G-6	Y
486	1-1/4" BASE CAP	A-7	Y
487	1-1/2" BASE CAP	A-7	Y
488	1" BASE CAP	A-7	Y
489	11/16" BASE MOULDING	A-7	Y
490	11/16" BASE MOULDING	A-7	Y
491	2" BASE CAP	A-7	Y
492	3-1/8" CROWN MOULDING	E-15	Y
493	2-1/8" BACK BAND	D-4	Y
494	BASE MOULDING	A-7	Y
495	3-3/8" CROWN MOULDING	E-15	Y
496	3-1/2" CROWN MOULDING	E-15	Y
497	1-7/8" BASE CAP	A-8	Y
498			
499			
500			
501			
502			
503			
504			
505			
506			
507			
508			
509			
510			
511			
512			
513			
514			
515			
516			
517			
518			
519			
520			
521			
522			
523			
524			
525			
526			

# CUTTER	DESCRIPTION	PAGE #	TEMPLATE
527			
528			
529			
530			
531			
532			
533			
534			
535			
536			
537			

<b>SHAPER CUTTERS</b>			
<b># CUTTER</b>	<b>DESCRIPTION</b>	<b>PAGE #</b>	<b>TEMPLATE</b>
SC1	3/4" RAISED PANEL	SC-N1	N
SC2	3/4" RAISED PANEL	SC-N1	N
SC3	5/8" RAISED PANEL	SC-N1	N
SC4	1" RAISED PANEL	SC-N1	N
SC5	3/4" RAISED PANEL	SC-N1	N
SC6	1-1/4" X 1-1/4" COVE & 1" X 1-1/2" COVE	SC-K1	N
SC7	1-1/4" X 1-1/4" COVE MLDG	SC-K1	N
SC8	7/8" CAP MLDG	SC-K1	N
SC9	1-1/8" EDGE MOULDING	SC-L2	N
SC10	1" RAISED PANEL	SC-N1	N
SC11	5/8" RAISE PANEL	SC-N1	N
SC12	1-1/4" TONGUE & GROOVE	SC-J1	N
SC13	3-1/8" CUSTOM CASING	SC-C1	N
SC14	1-7/16" OG BASE CAP	SC-A1	N
SC15	1-5/8" CROWN MOULDING	SC-E1	N
SC16	BACK BAND MOULDING	SC-D1	N
SC17	1-9/16" BASE CAP	SC-A1	N
SC18	JAMB BEVEL KNIFE	SC-M1	N
SC19	7/8" BULLNOSE	SC-L2	N
SC20	1-3/16" ELONGATED BULLNOSE	SC-L2	N
SC21	2-1/2" CUSTOM HANDRAIL	SC-G1	N
SC22	D75 1-5/8" BED MLDG & 1-5/8" LOUVER	SC-E1	N
SC23	TONGUE & GROOVE SQ EDGE 1-1/2" MAT'L	SC-J1	N
SC24	1-1/4" BULLNOSE	SC-L1	N
SC25	1-1/2" OG BASE CAP	SC-A1	N
SC26	1-1/2" X 5-1/2" HANDRAIL	SC-G1	N
SC27	1-1/2" BULLNOSE	SC-L1	N
SC28	1-5/8" BASE CAP	SC-A1	N
SC29	CUSTOM HANDRAIL	SC-G2	N
SC30	RANCH STOP	SC-M1	N
SC31	1-3/4" BEADED EDGE MOULDING	SC-L2	N
SC32	3/4" GROOVE	SC-J1	N
SC33	CUSTOM HANDRAIL	SC-G2	N
SC34	3-1/4" CUSTOM HANDRAIL	SC-G2	N
SC35	1-3/4" BACKBAND MOULDING	SC-D1	N
SC36	BACK BAND MOULDING	SC-D1	N
SC37	BACK BAND MOULDING	SC-D1	N
SC38	1-3/8" CAP MOULDING	SC-A1	N
SC39	1-3/4" BEADED EDGE MOULDING	SC-L2	N
SC40	3/4" BEADED T&G	SC-J1	N
SC41	MANHEIM PLATE RAIL	SC-E1	N
SC42	3-1/2" CUSTOM CASING	SC-C1	N
SC43	1-1/4" CONTEMPORARY BASE	SC-A1	N
SC44	RANCH CASING	SC-C1	N
SC45	1-1/8" SILL NOSING	SC-L1	Y
SC46	C-6719 MARION HANDRAIL (TOP)	SC-G2	N



SC47	C-6719 MARION HANDRAIL (SIDES)	SC-G2	N
SC48	2-1/4" BASE MOULDING	SC-A1	N
SC49	7/8" EDGE MOULDING	SC-L2	N
SC50	OBEICHE HANDRAIL C6042	SC-G3	N
SC51	1-7/16" BASE CAP 163E	SC-A1	N
SC52	BASE MOULDING	SC-A2	N
SC53	BASE MOULDING	SC-A2	N
SC54	JAMB BEVEL KNIFE	SC-M1	N
SC55			
SC56			
SC57			
SC60	2-5/8" X 1-5/8" CUSTOM BOTTOM RAIL	SC-G1	N
SC61	1" RAISED PANEL	SC-N1	N
SC62	COFFMAN 6010 HANDRAIL	SC-G1	N
SC63			
SC64			
SC65			
SC66			
SC67			
SC68			
SC69			
SC70			
SC71			
SC72			
SC73			
SC74			
SC75			
SC76			
SC77			
SC78	C-6810 ART DECO HANDRAIL - TOP	SC-G2	N
SC79	C-6810 ART DECO HANDRAIL - SIDE	SC-G2	N
SC80	2-5/8" X 2-5/8" CUSTOM HANDRAIL	SC-G1	N
SC81	2-1/2" BASE CAP	SC-A1	N
SC82			
SC83			
SC84			
SC85			
SC86			
SC87			
SC88			
SC89			
SC90			
SC91			
SC92			
SC93			
SC94			
SC95			
SC96			
SC97			

SC98			
SC99			
SC100			
SC101	TONGUE & GROOVE W/VEE 3/4" MATERIAL	SC-J1	N
SC102	9/16" BEAD	SC-L1	N
SC103	OG STOP MOULDING	SC-M1	N
SC104	5/8" COVE MOULDING	SC-K1	N
SC105	7/8" OG BASE CAP	SC-A1	N
SC106	D697 BASE MOULDING	SC-A1	N
SC107	1-3/4" BACKBAND MOULDING	SC-D1	N
SC108	3/4" BEADED T&G	SC-J1	N
SC109	1-1/8" BASE CAP	SC-A1	N
SC110	1-13/16" OG BASE CAP	SC-A1	N
SC111	BEAD KNIFE	SC-L1	N
SC112	3/8" SHIP-LAP W/V-GROOVE	SC-J1	N
SC113	3/8" BEAD W/V-SCORE	SC-L2	N
SC114	#633 MDF BASE	SC-A1	N
SC115	3/8" & 1/2" BEAD KNIFE	SC-L2	N
SC116	1/4" & 1/2" BEAD KNIFE	SC-L2	N
SC117	1-1/4" BACK BAND	SC-D1	N
SC118	13/16" ROUND OVER	SC-K1	N
SC119	TONGUE & GROOVE	SC-J1	N
SC120	CUSTOM CASING	SC-C1	N
SC121	1-3/8" BACK BAND	SC-D1	N
SC122	1-1/2" BACK BAND	SC-D1	N
SC123	2-3/4" CUSTOM CASING	SC-C1	N
SC124	3/4' EDGE MOULDING	SC-L2	N
SC125			
SC126			
SC127			
SC128			
SC129			
SC130			
SC131			
SC132			
SC133			
SC134			
SC135			
SC136			
SC137	CUSTOM HANDRAIL	SC-G3	Y
SC138			
SC139			
SC140	3-1/4" CUSTOM HANDRAIL	SC-G2	Y
SC141			
SC142			
SC143			
SC144			
SC145			
SC146			

SC147			
SC148			
SC149			
SC150			
SC151			
SC152			
SC153			
SC154			
SC155	3/4" RAISED PANEL	SC-N1	Y
SC156	3/4" RAISED PANEL	SC-N1	Y
SC157	3/4" RAISED PANEL	SC-N1	Y
SC158			
SC159			
SC160			
SC161			
SC162			
SC163			
SC164			
SC165			
SC166			
SC167			
SC168			
SC169			
SC170			
CS171			
SC172	3-1/2" CUSTOM CROWN MOULDING	SC-E1	N
SC173	1-1/2" ROUND OVER	SC-K1	N
SC174	2-1/8" ROUND OVER	SC-K1	N
SC175	1-1/8" RAISED PANEL	SC-N2	N
SC176			
SC177			
SC178			
SC179			
SC180			
SC181			
SC182			
SC183			
SC184			
SC185			
SC186			
SC187			
SC188			
SC189			
SC190			
SC191			
SC192			
SC193			
SC194			
SC195			

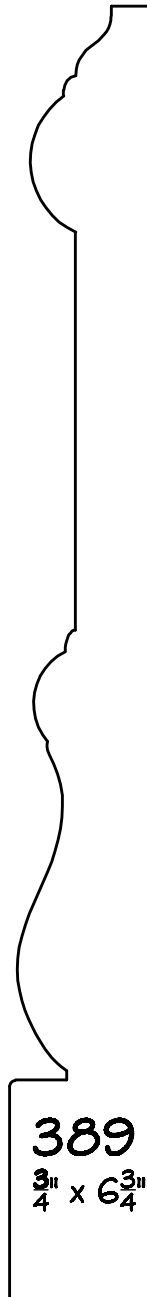



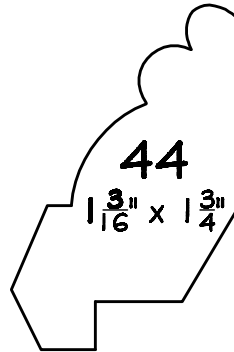
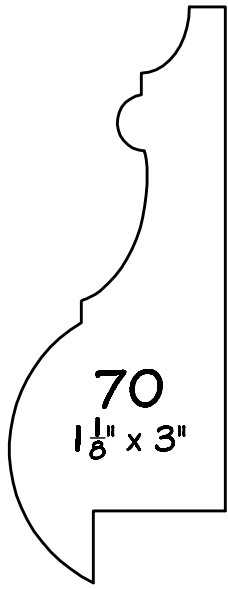
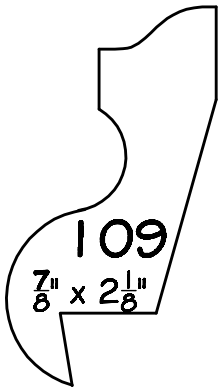
SC196			
SC197			
SC198			
SC199			
SC200			
SC201			
SC202			
SC203			
SC204			
SC205	3/4" RAISED PANEL	SC-N1	N
SC206	1/2" RAISED PANEL	SC-N2	N
SC207			
SC208			
SC209			
SC210			
SC211			
SC212			
SC213			
SC214			
SC215			
SC216			
SC217			
SC218			
SC219			
SC220			



*Lancaster  
Millwork  
Division  
Profiles*

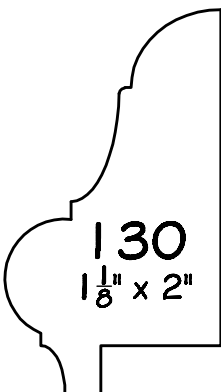
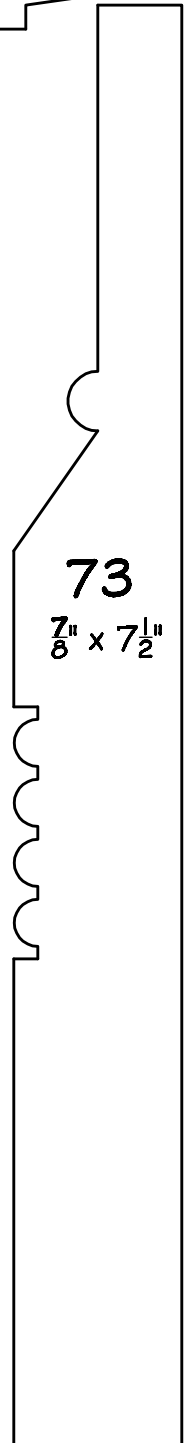



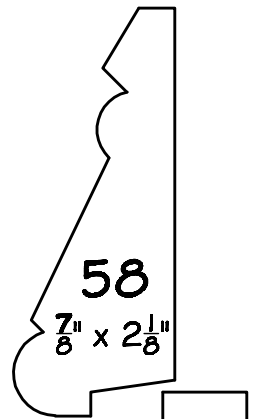

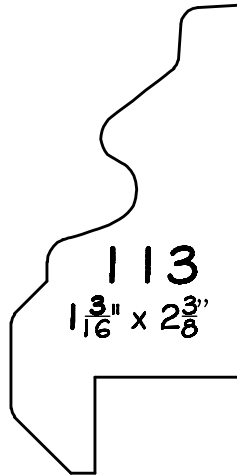
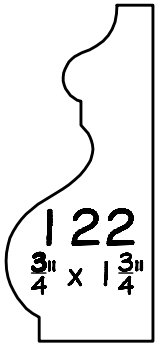


# BASE & BASE CAP MOULDING

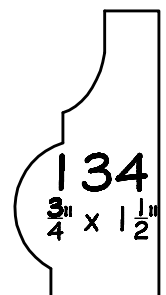
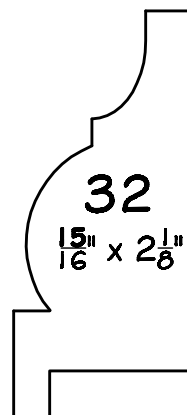
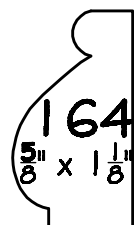
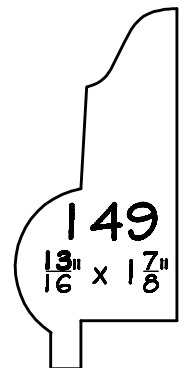

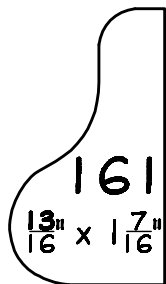
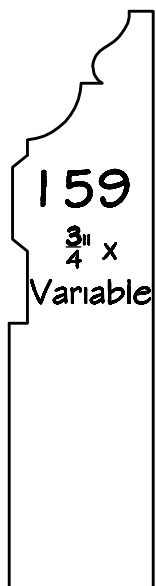
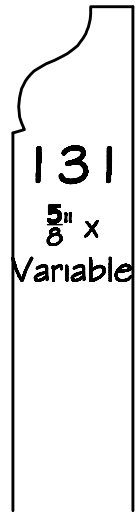
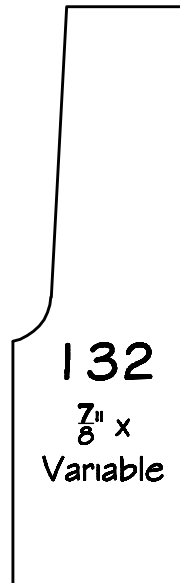






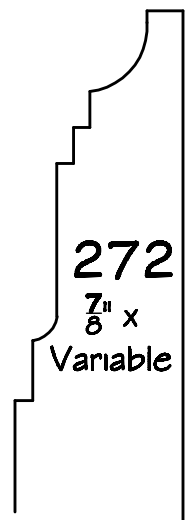
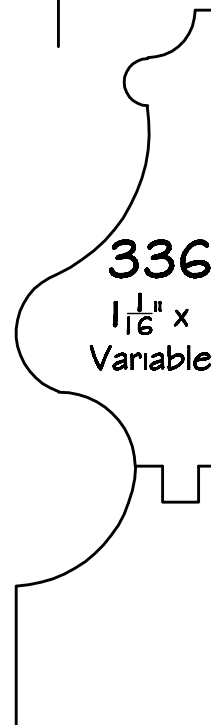
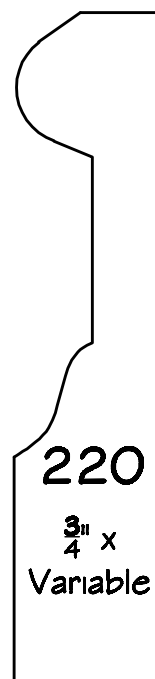
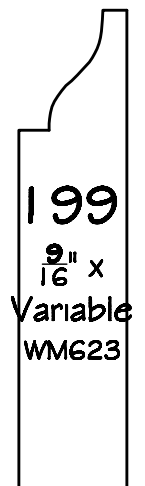
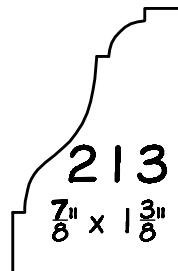
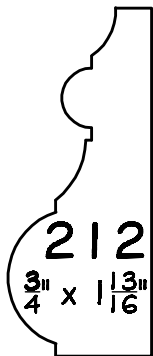
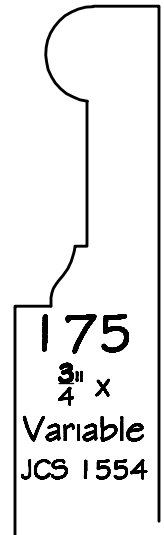
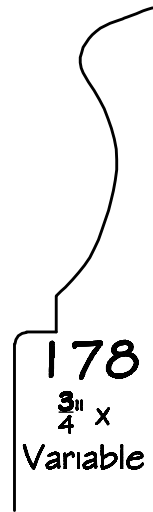
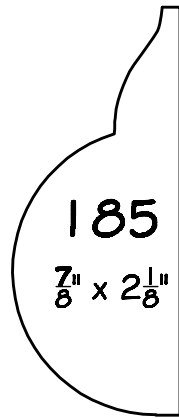

# BASE & BASE CAP MOULDING



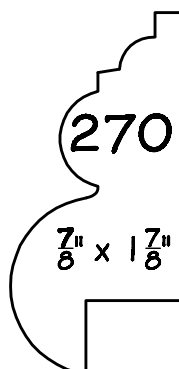
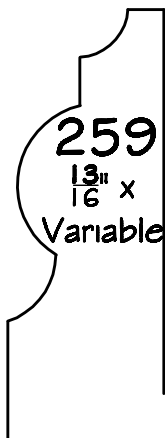
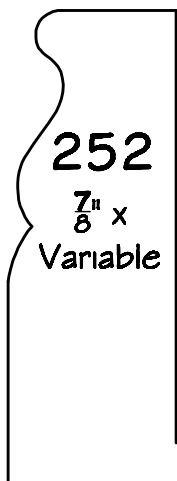
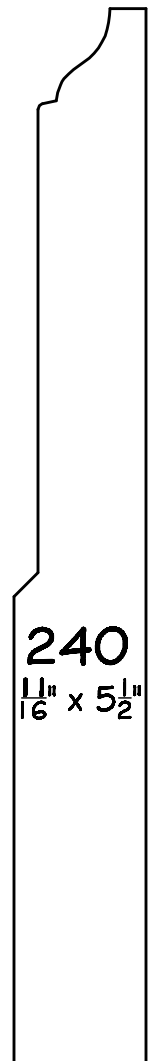

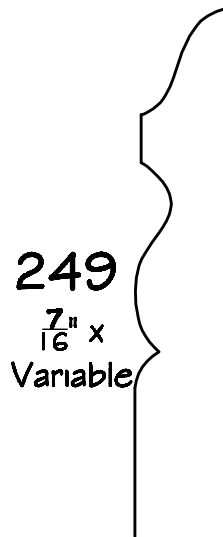
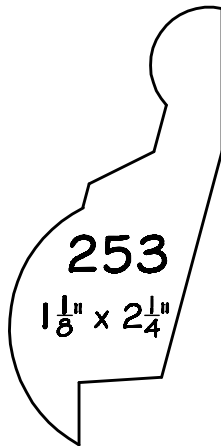
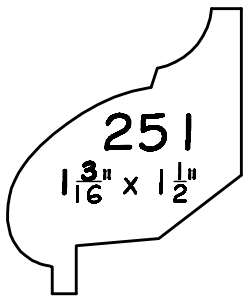
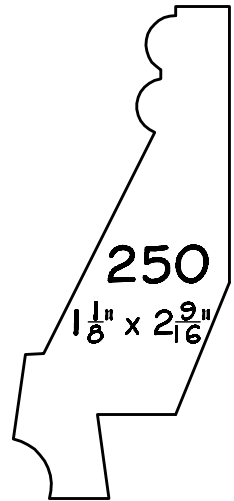
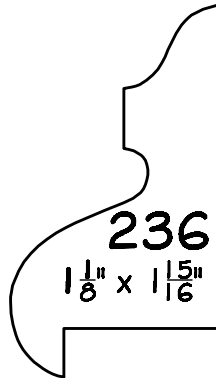
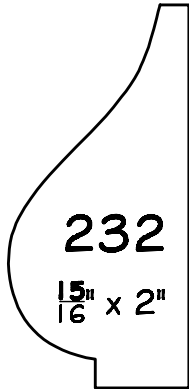
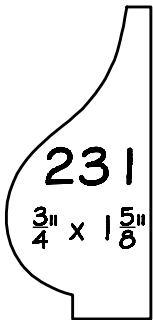
# BASE & BASE CAP MOULDING



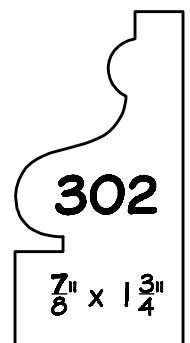
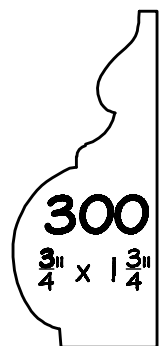
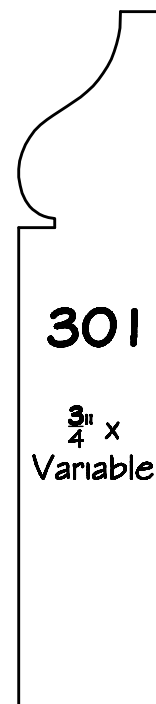
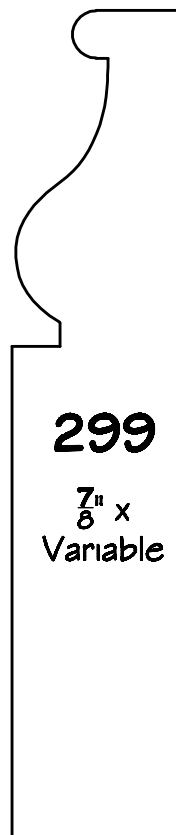
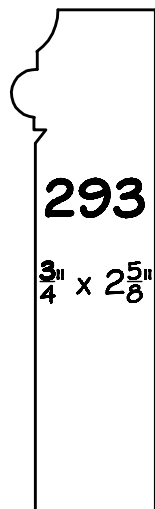
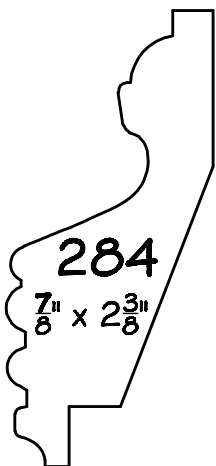
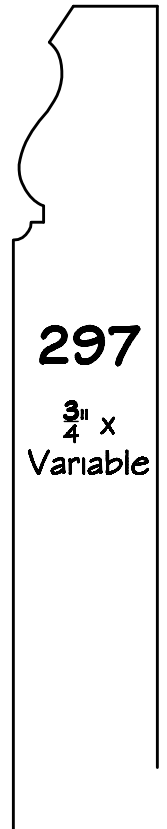
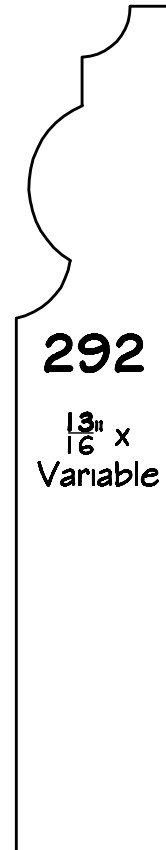
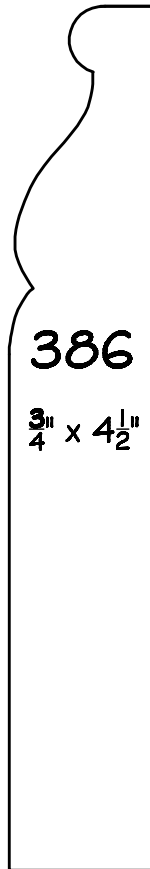
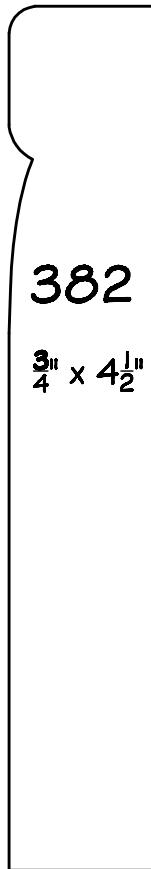
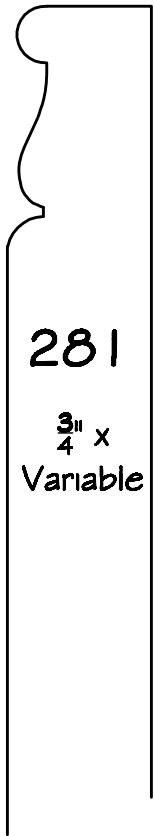
# BASE & BASE CAP MOULDING





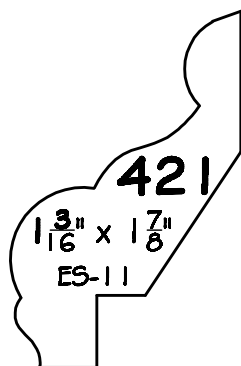




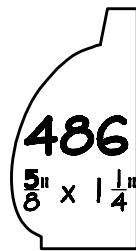
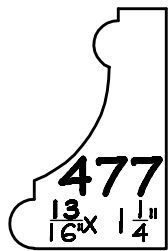
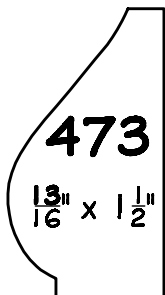
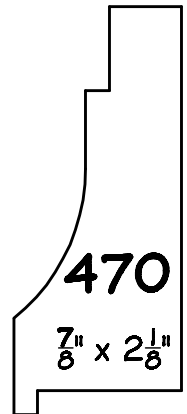

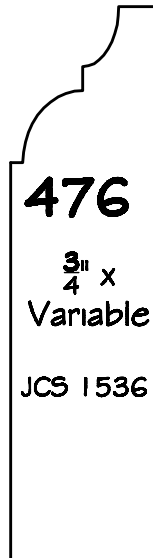


# BASE & BASE CAP MOULDING



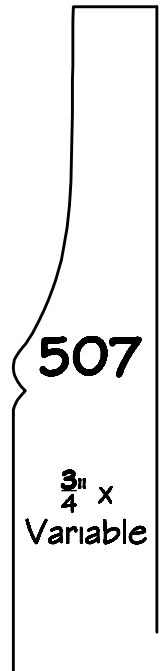
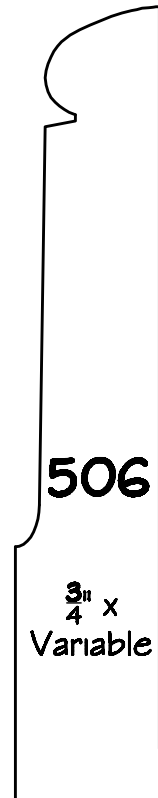
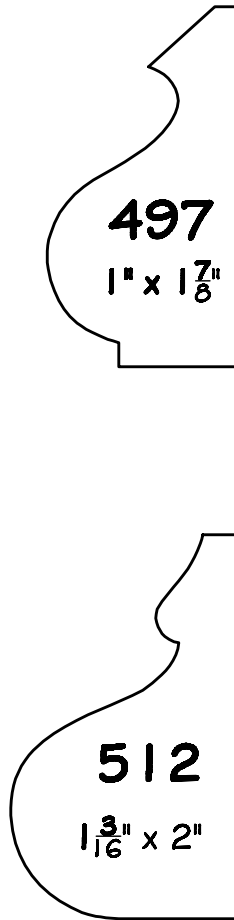

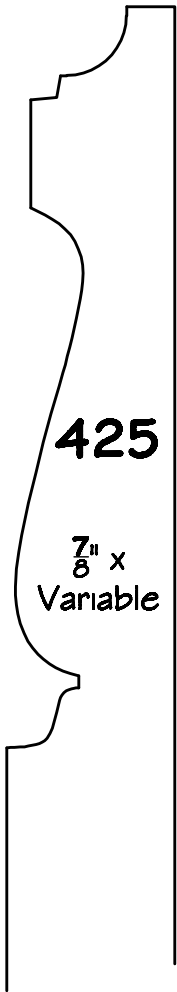
# BASE & BASE CAP MOULDING



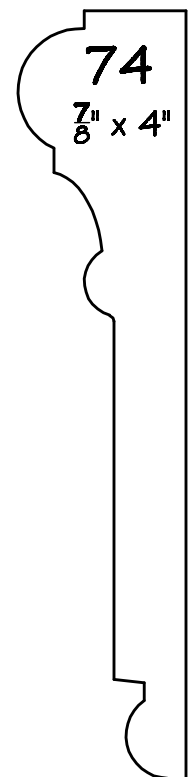
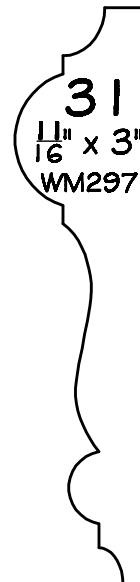
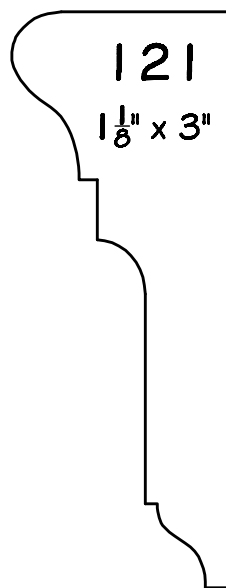
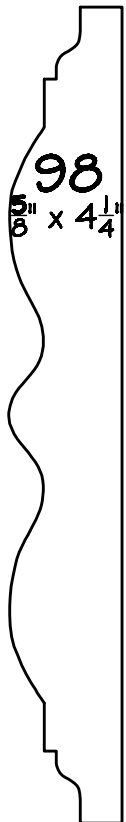
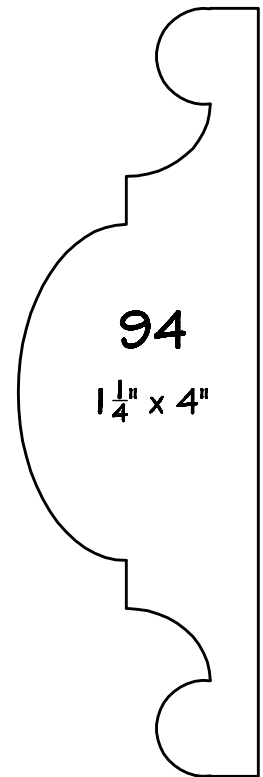
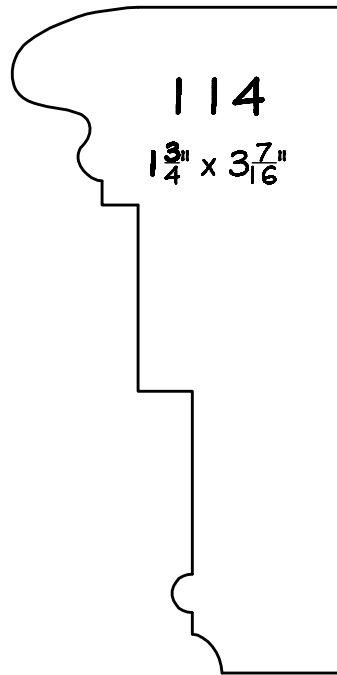
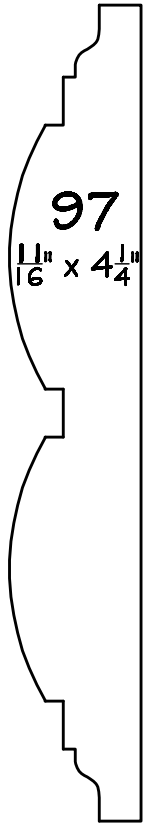
# BASE & BASE CAP MOULDING



# BASE & BASE CAP MOULDING

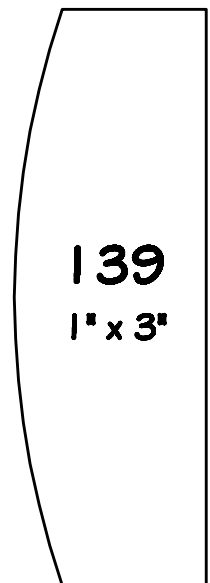
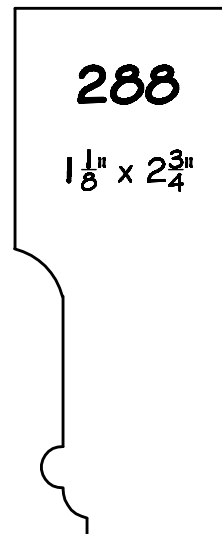
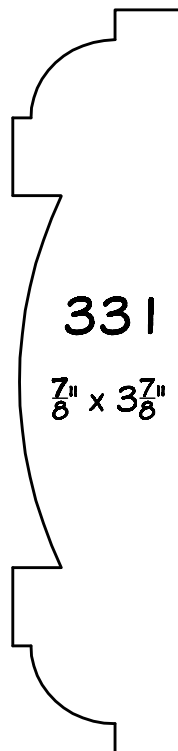
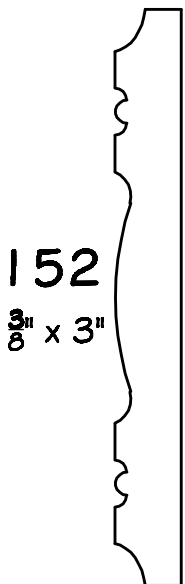
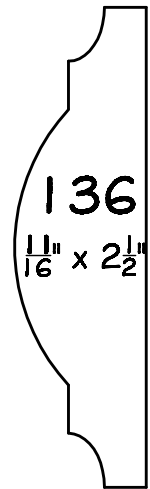
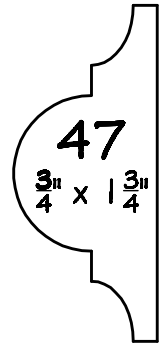
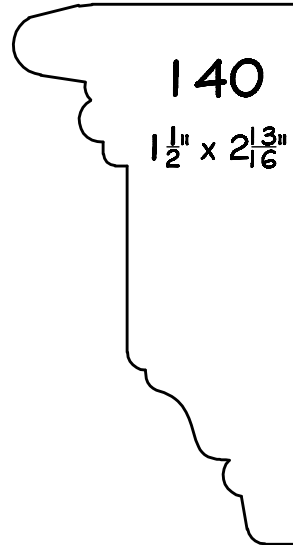
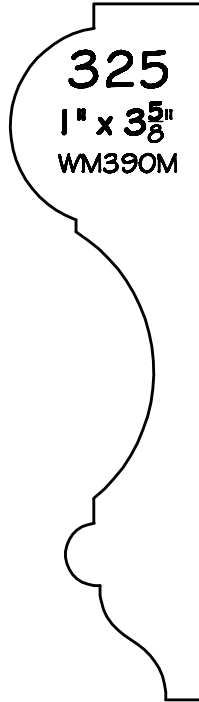
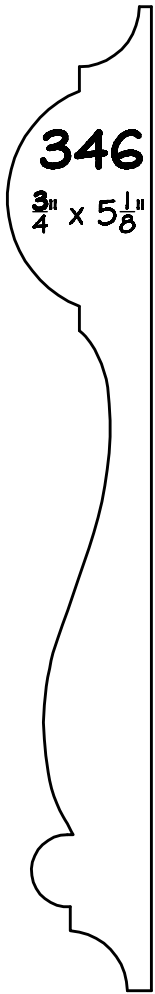


# CHAIR RAIL MOULDING

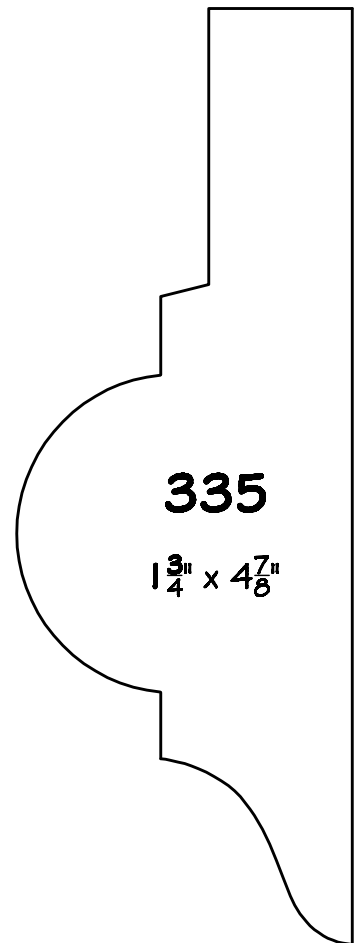
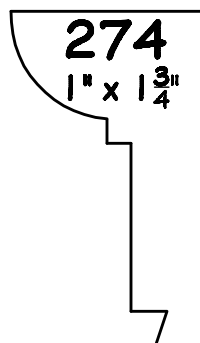
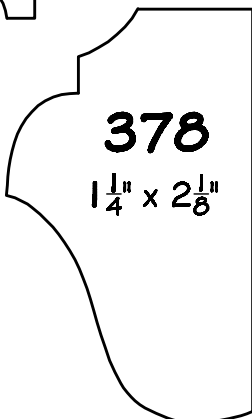
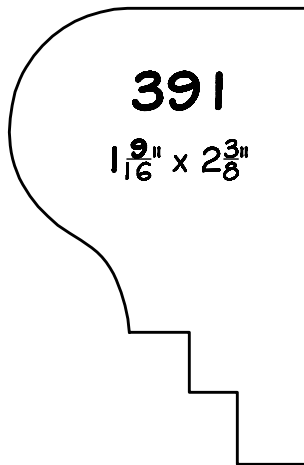
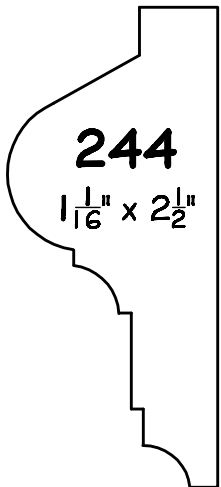
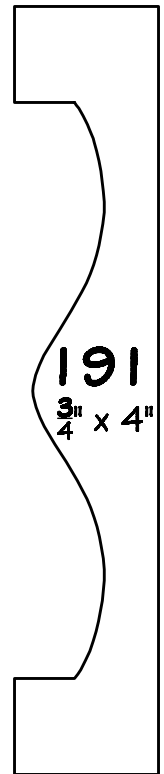

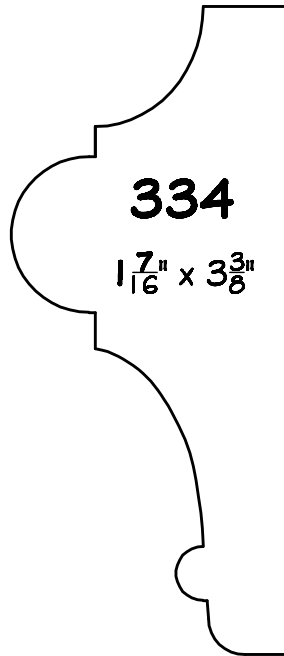
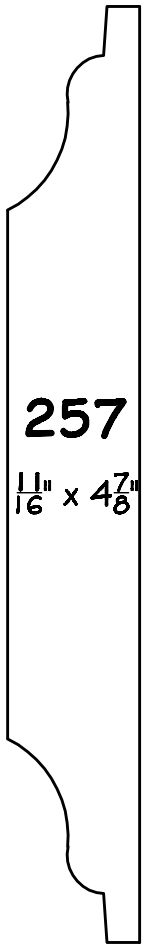
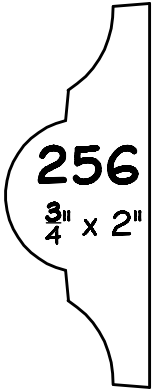




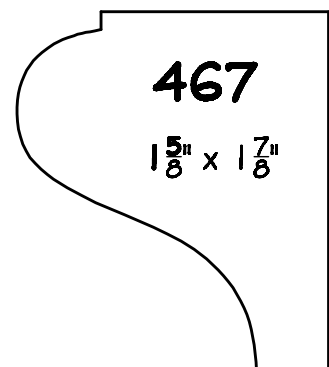
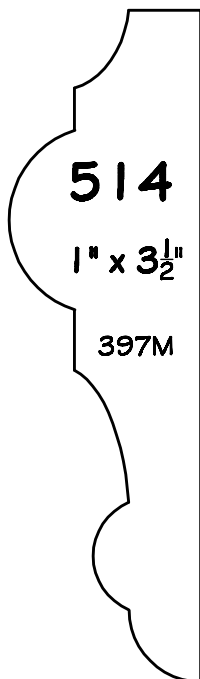
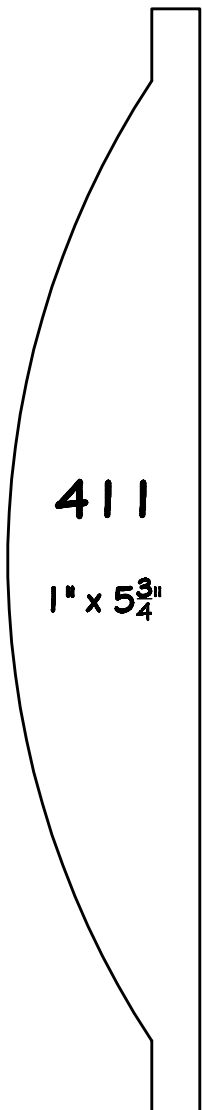
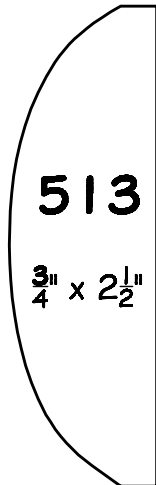
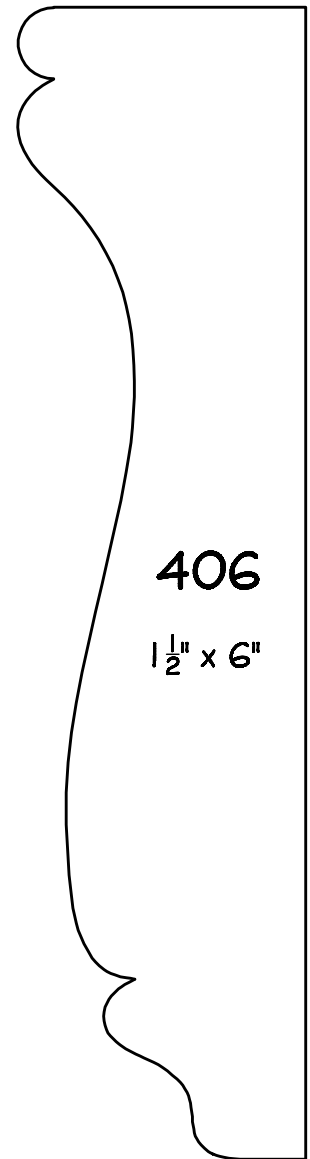
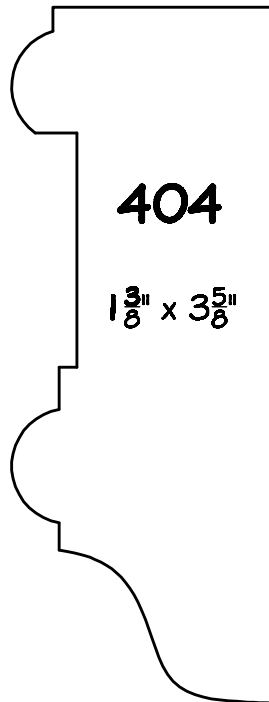
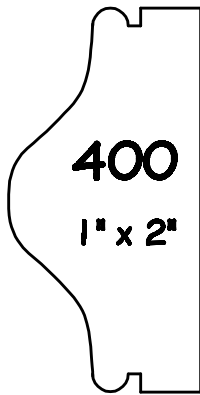
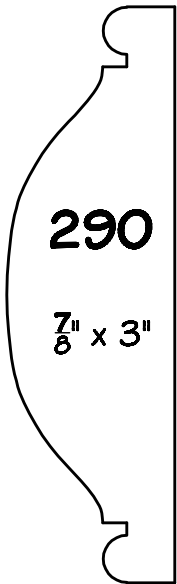
# CHAIR RAIL MOULDING



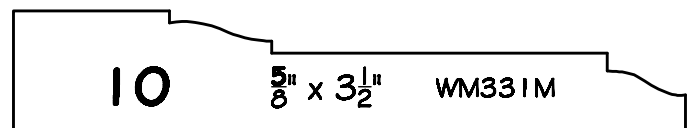
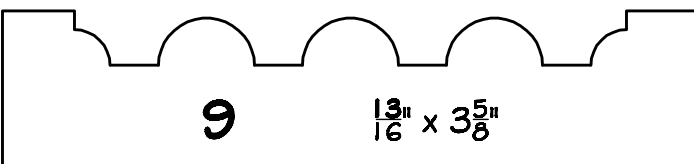
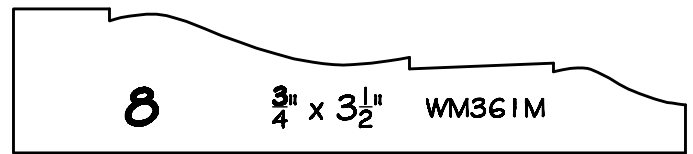
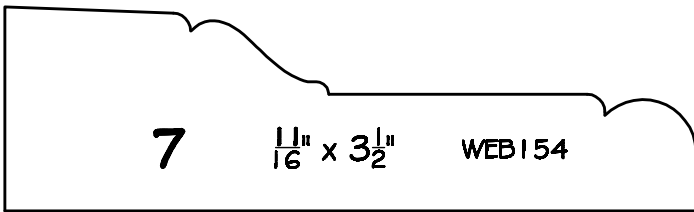
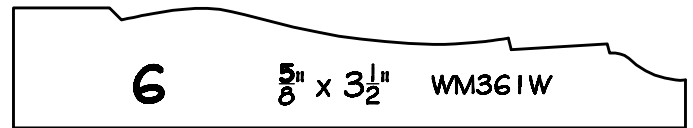
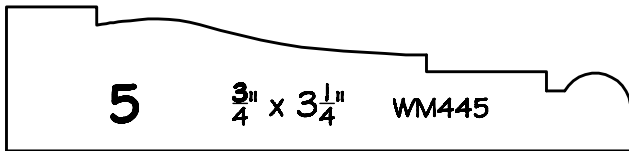
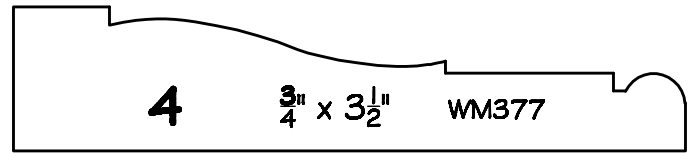
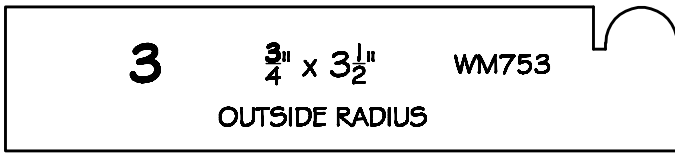
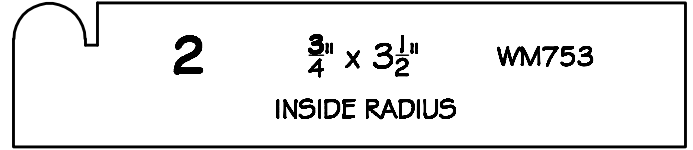
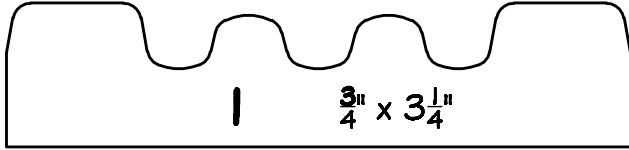
# CHAIR RAIL MOULDING



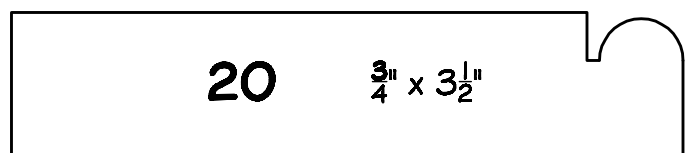
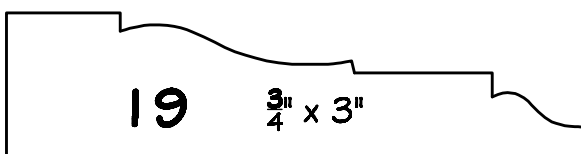
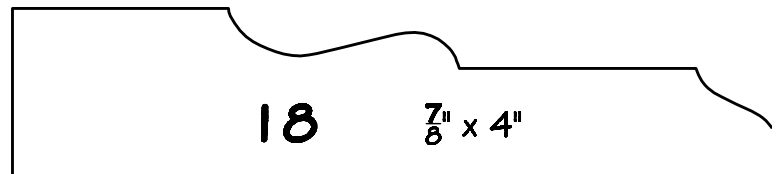
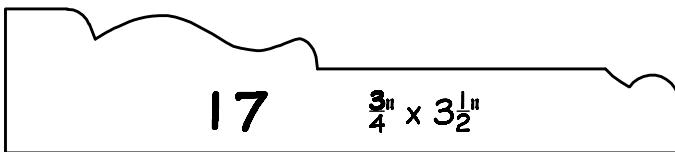
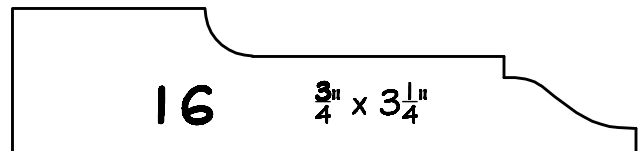
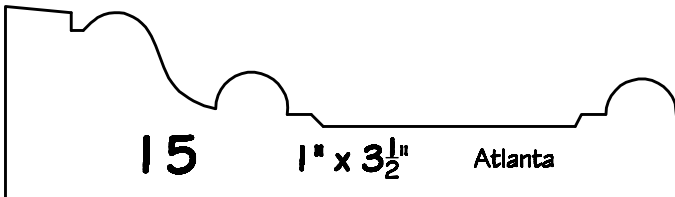
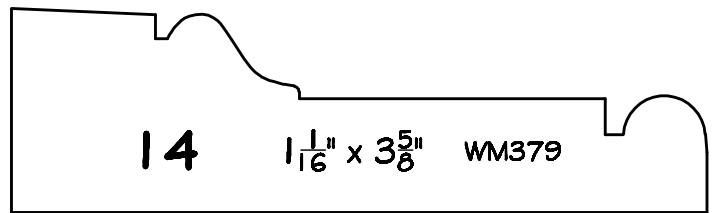
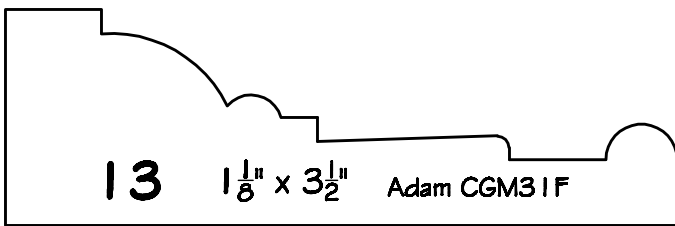
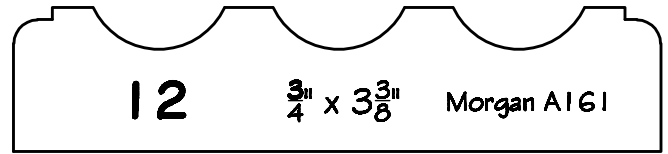
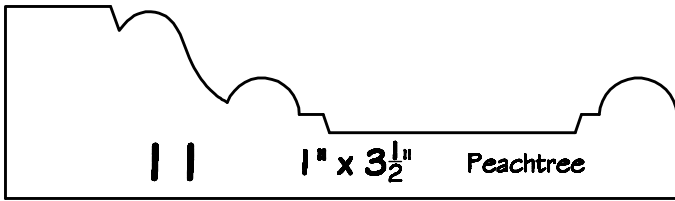
# CHAIR RAIL MOULDING



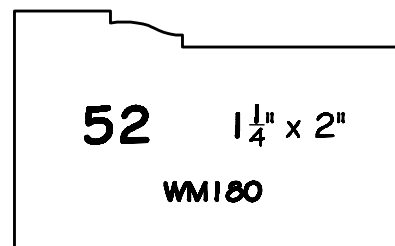
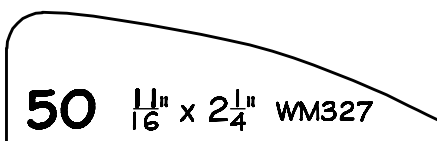
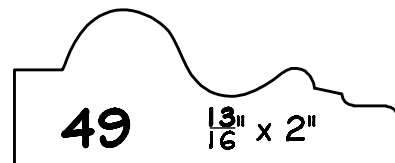
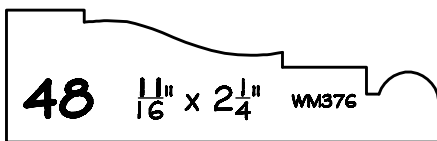
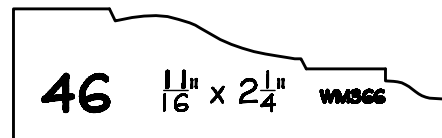
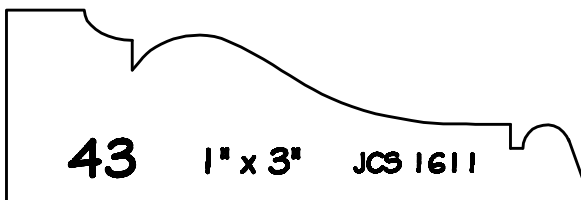
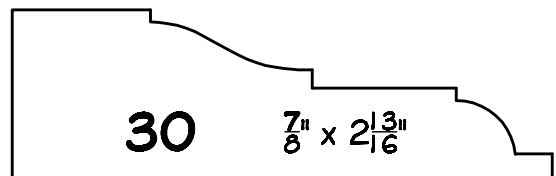
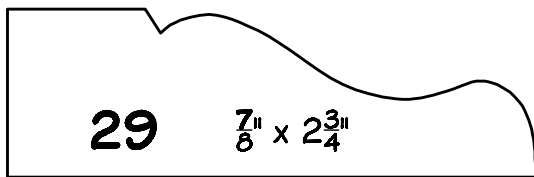
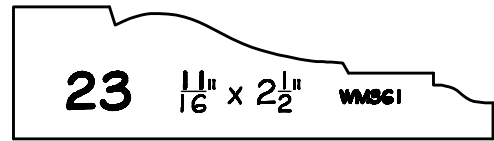
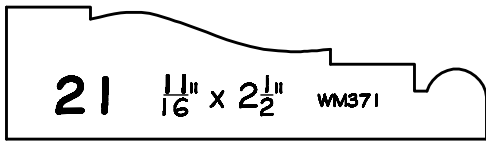
# CASING PROFILES



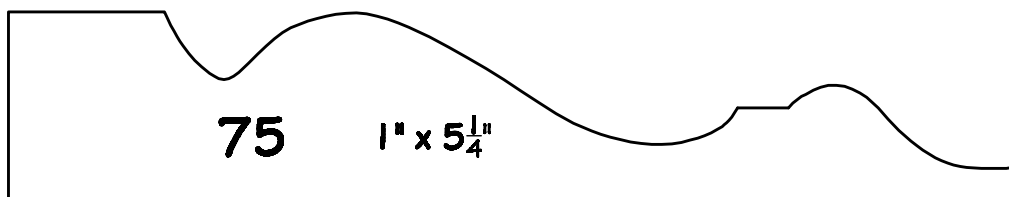
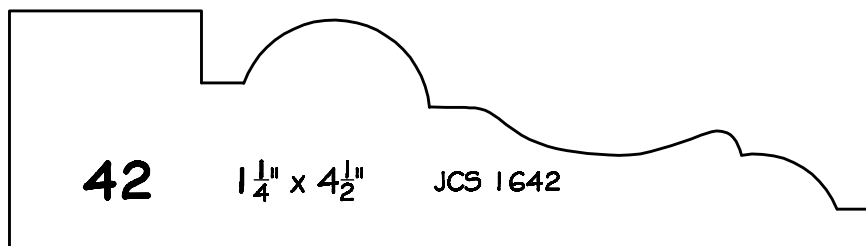
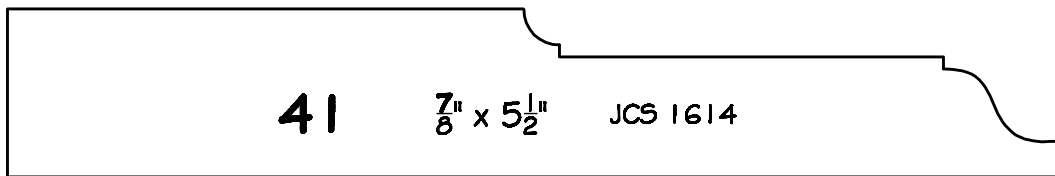
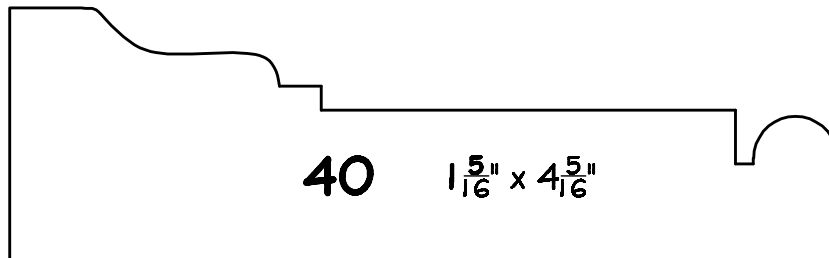
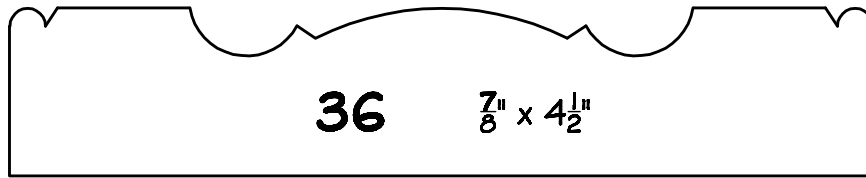
# CASING PROFILES



# CASING PROFILES



# CASING PROFILES



# CASING PROFILES

65  $\frac{7}{8}$ " x 4"

66  $\frac{7}{8}$ " x  $3\frac{1}{4}$ "

67  $\frac{11}{16}$ " x  $3\frac{3}{4}$ "

110  $\frac{7}{8}$ " x  $2\frac{3}{4}$ "

68  $\frac{7}{8}$ " x 4"

123  $\frac{3}{4}$ " x  $2\frac{1}{4}$ "

69  $\frac{11}{16}$ " x  $3\frac{1}{2}$ "

118  $\frac{7}{8}$ " x 3"

72  $\frac{7}{8}$ " x 4"

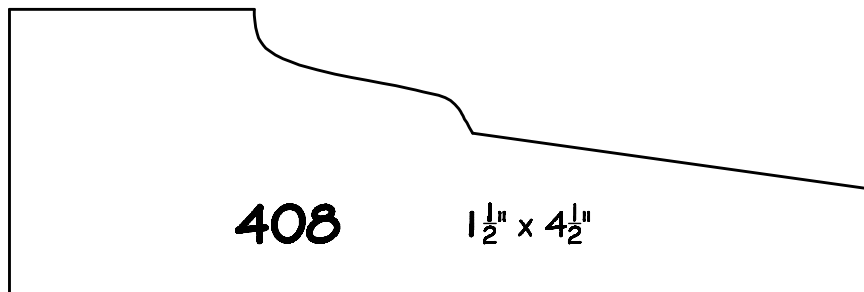
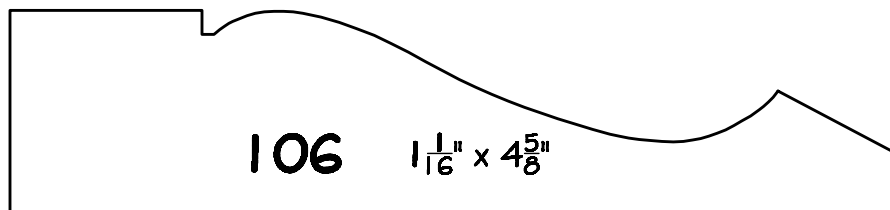
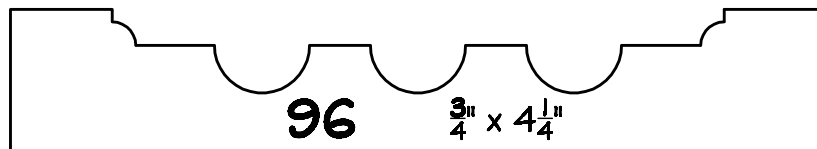
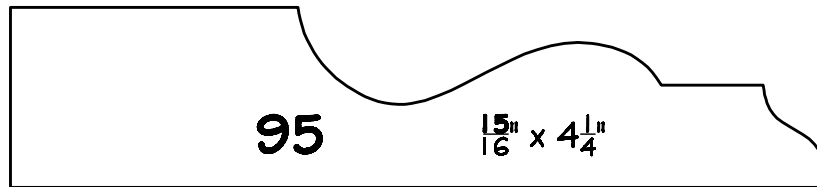
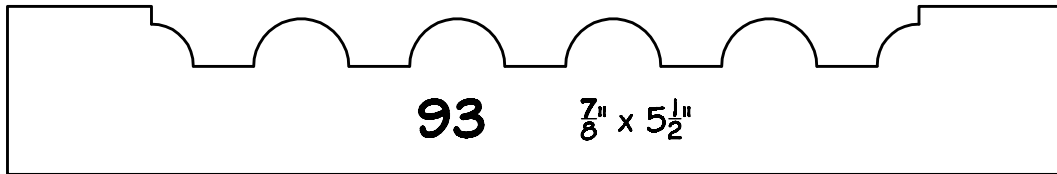
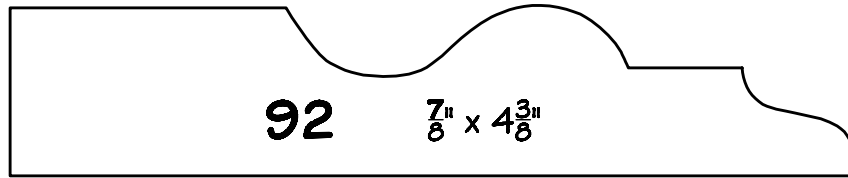
124  $\frac{3}{4}$ " x  $2\frac{5}{8}$ "

90  $\frac{13}{16}$ " x  $3\frac{3}{4}$ "

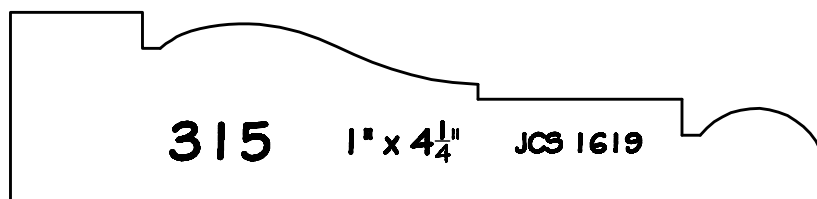
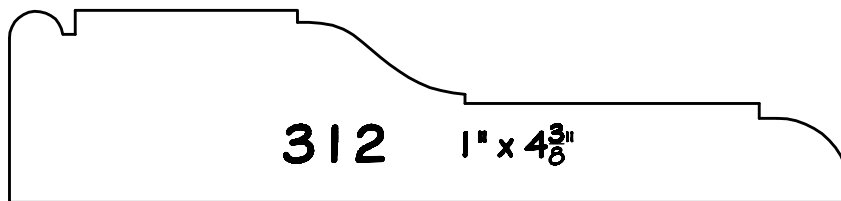
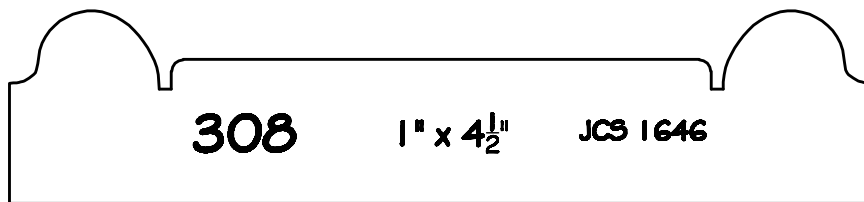
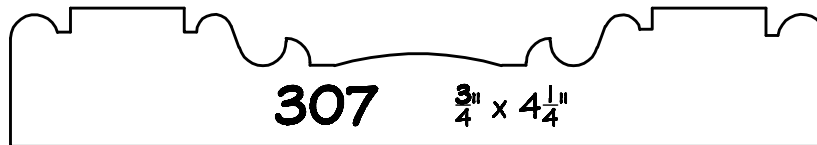
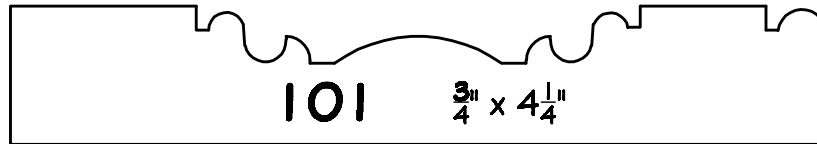
127  $\frac{3}{4}$ " x  $3\frac{1}{4}$ "



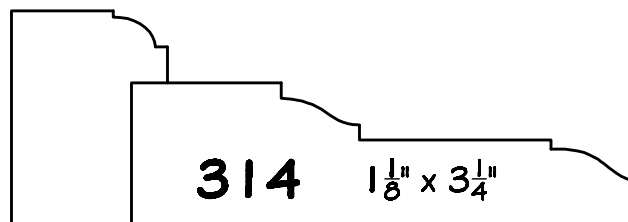
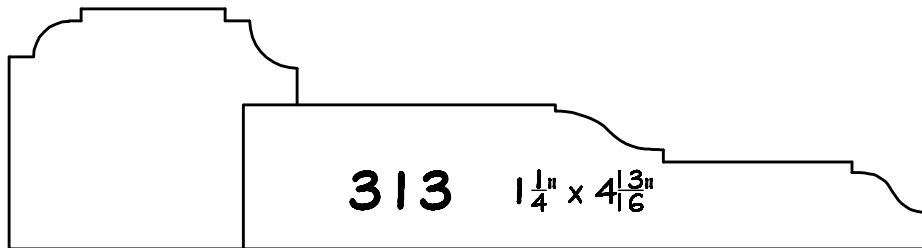
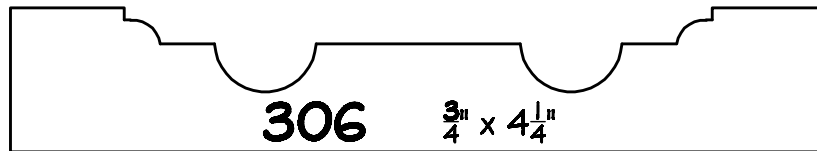
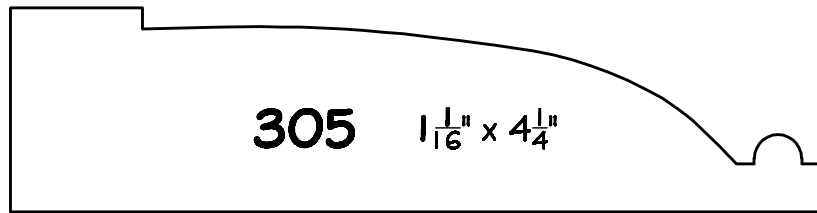

# CASING PROFILES



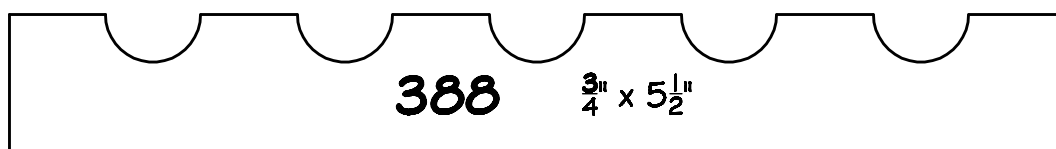
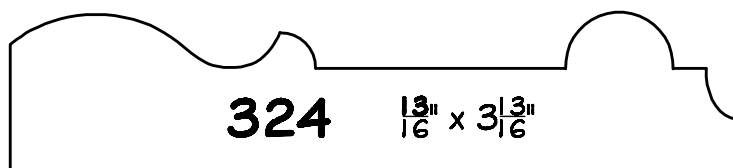
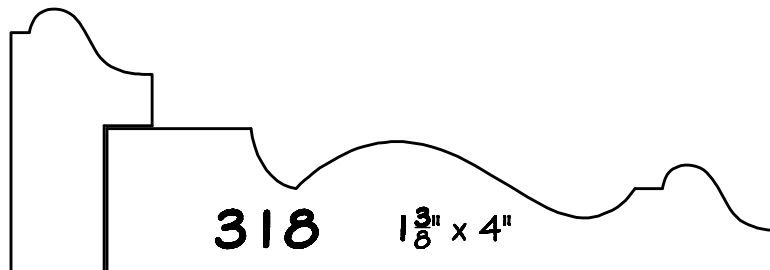
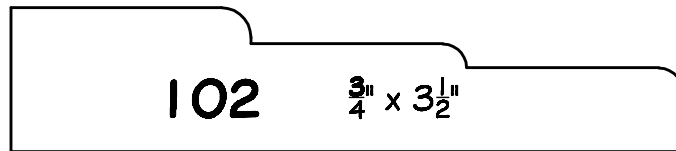
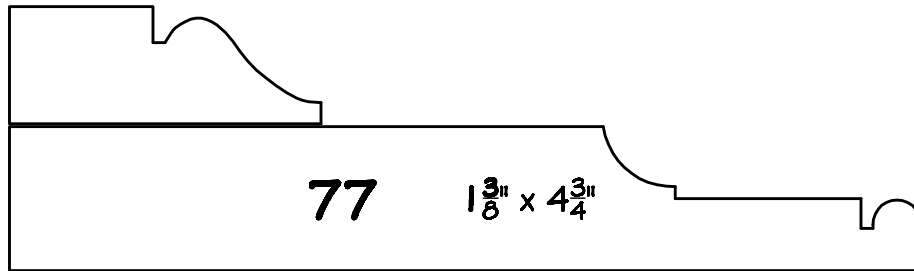
# CASING PROFILES



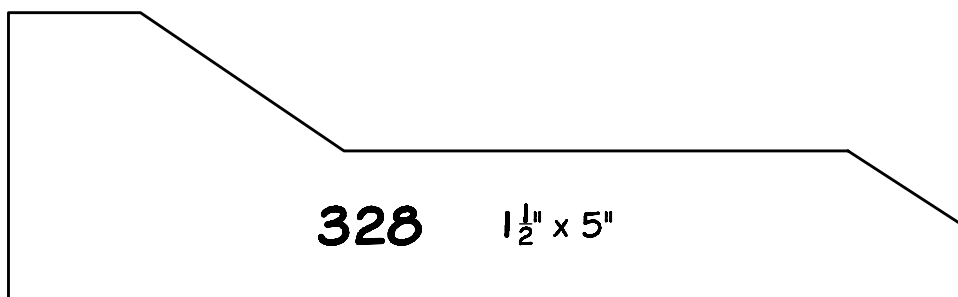
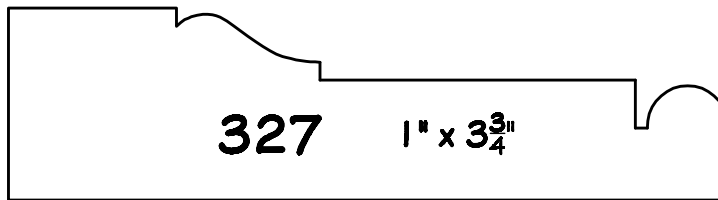
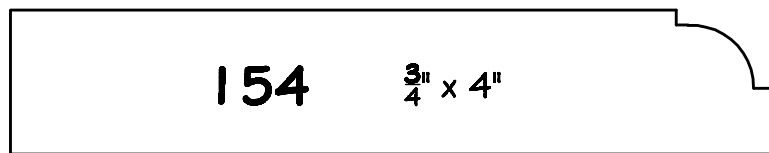
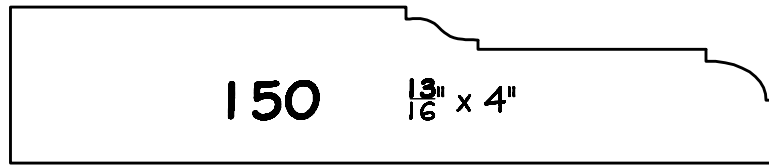
# CASING PROFILES



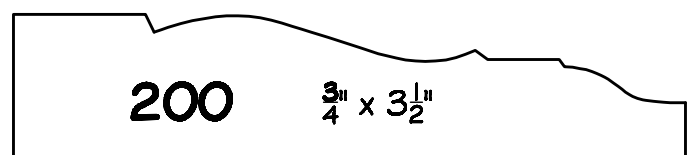
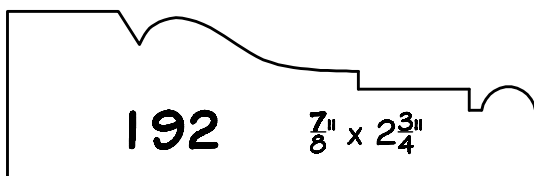
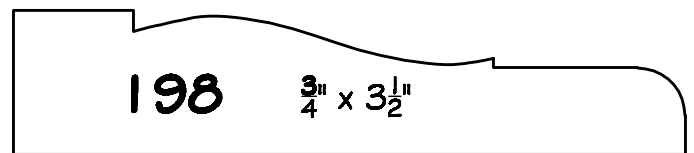
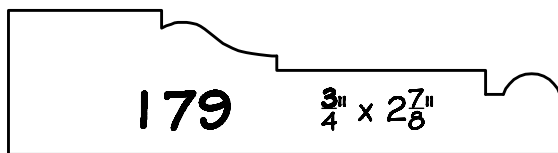
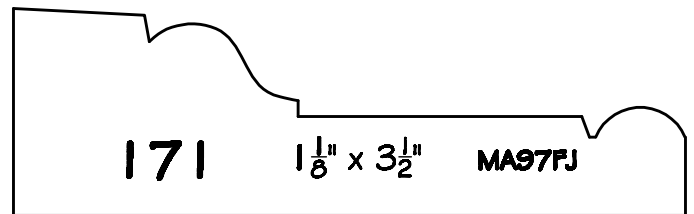
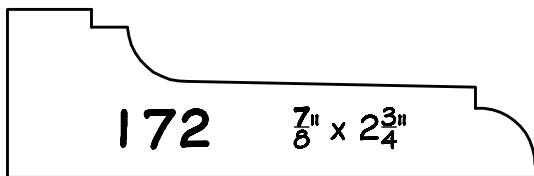
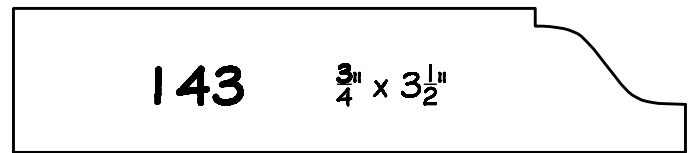
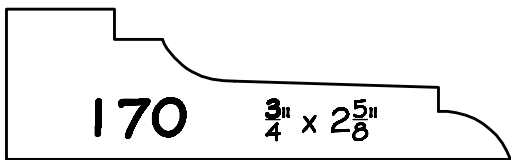
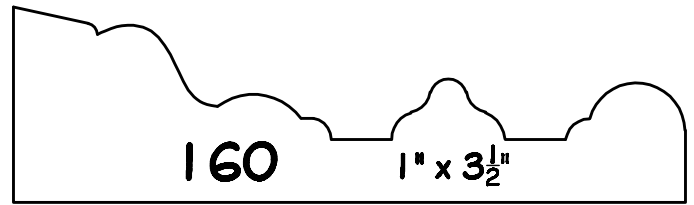
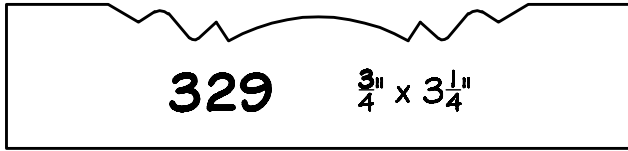
# CASING PROFILES



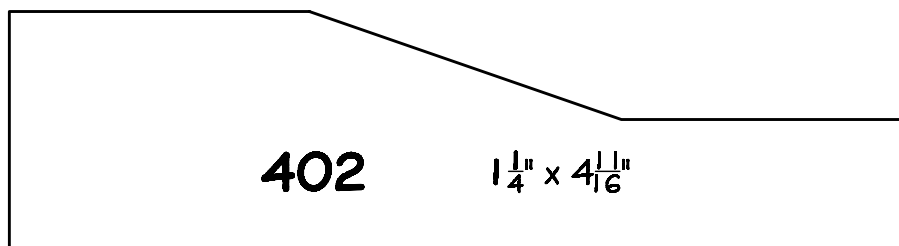
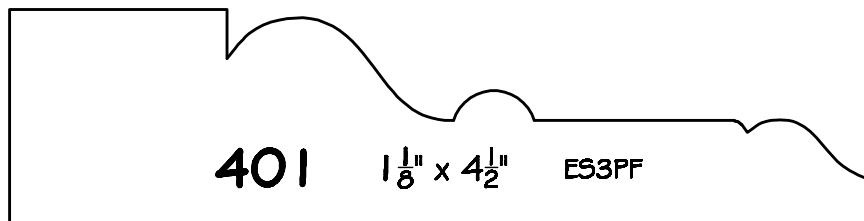
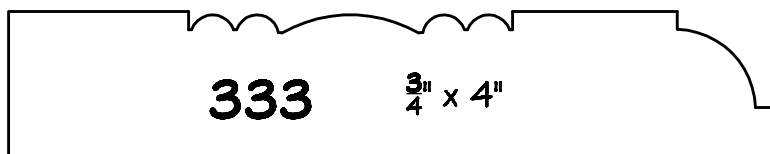
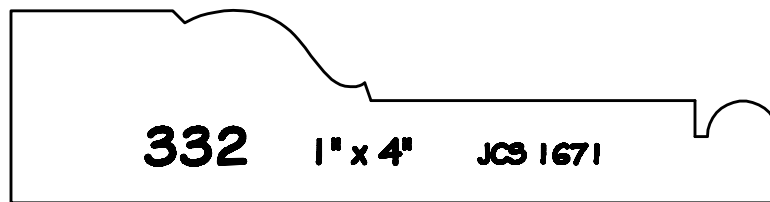
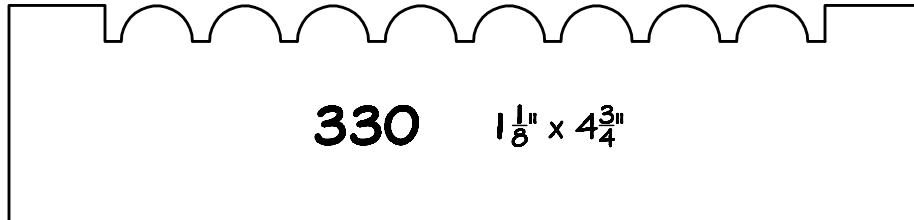
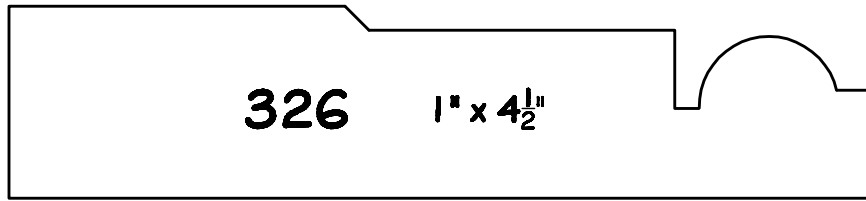
# CASING PROFILES



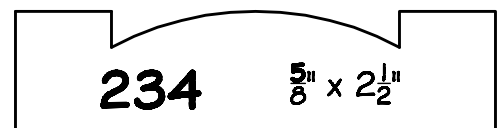
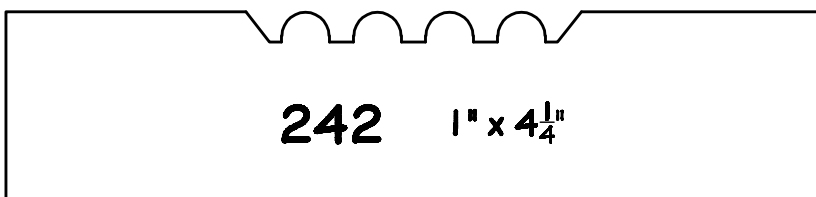
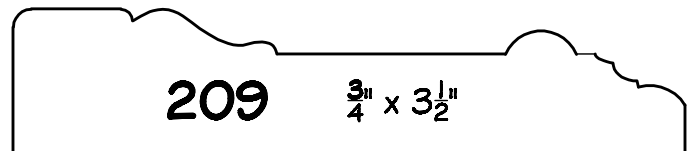
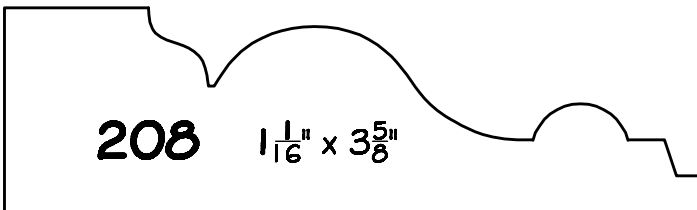
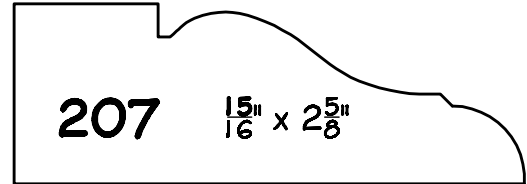
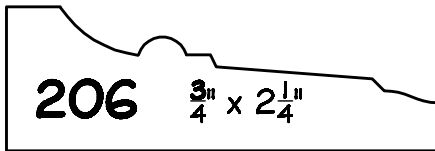
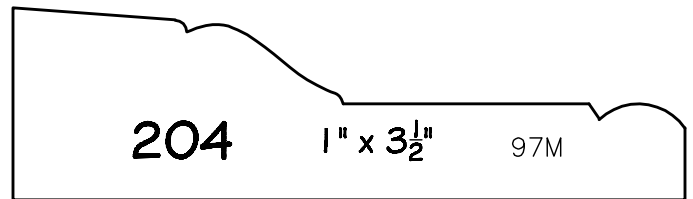
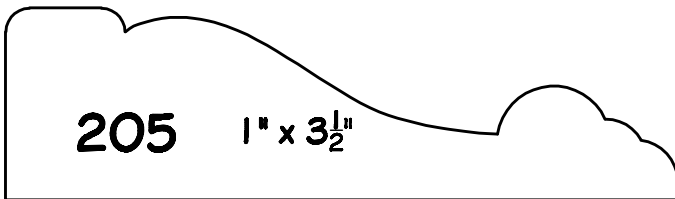
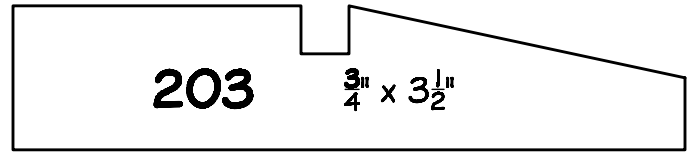
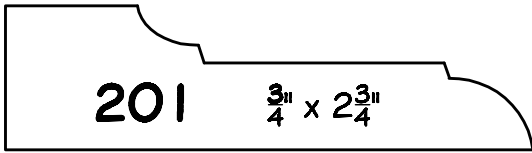
# CASING PROFILES



# CASING PROFILES

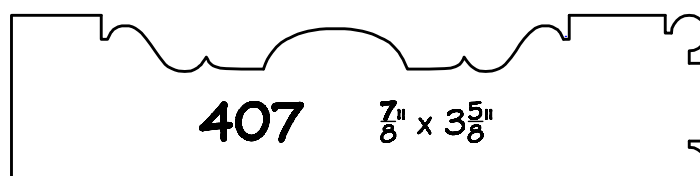
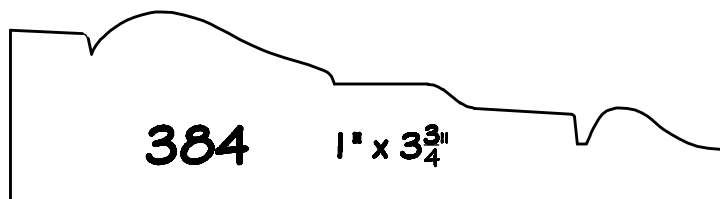
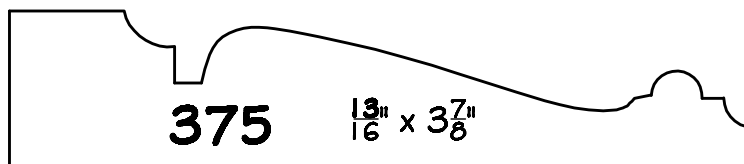
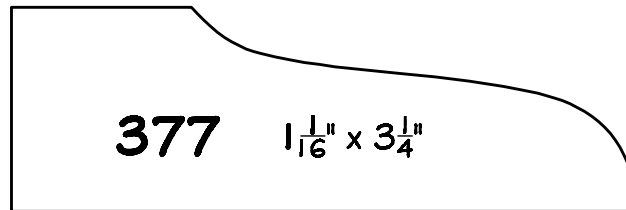
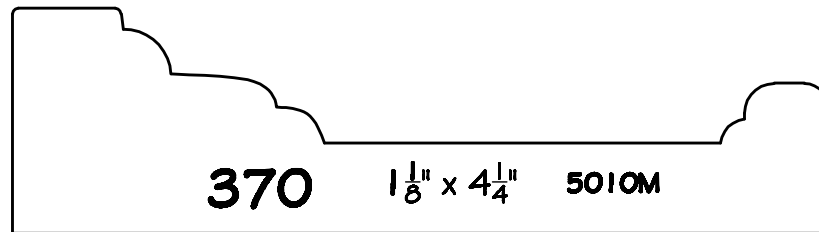
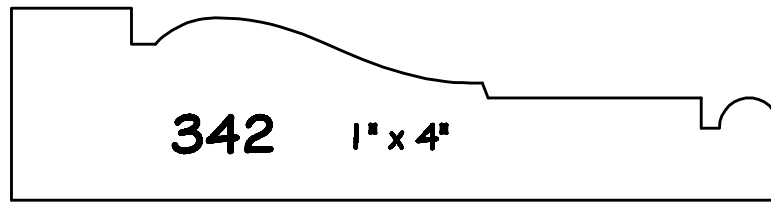


# CASING PROFILES

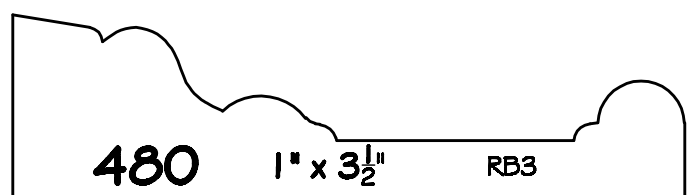
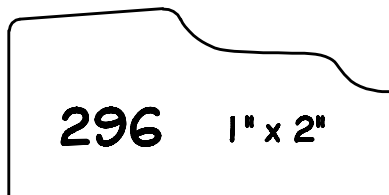
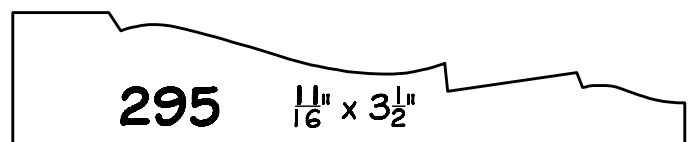
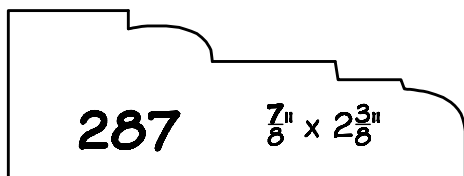
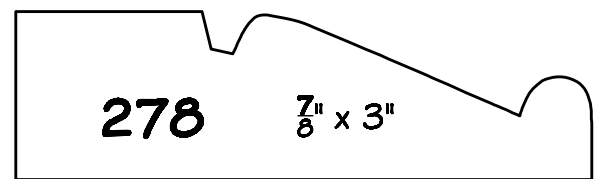
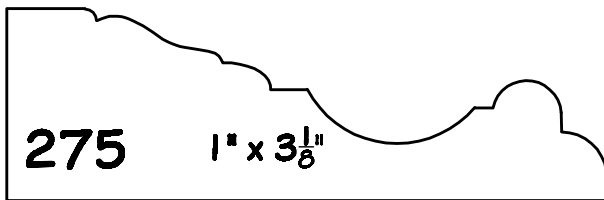
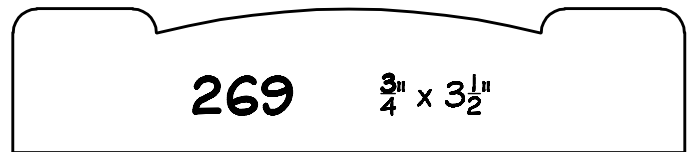
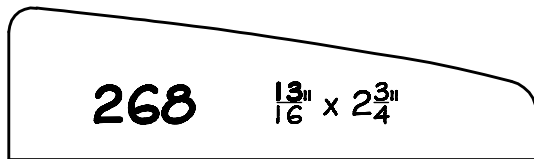
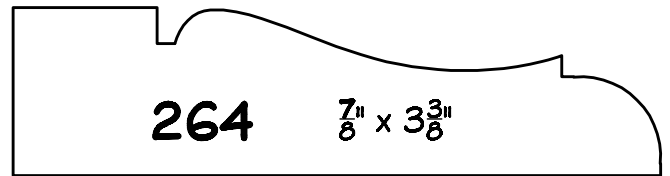
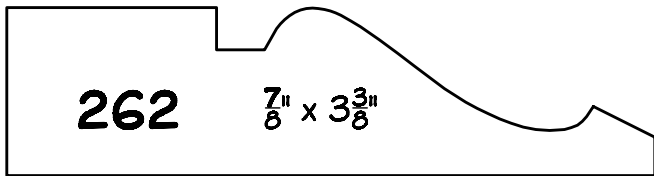
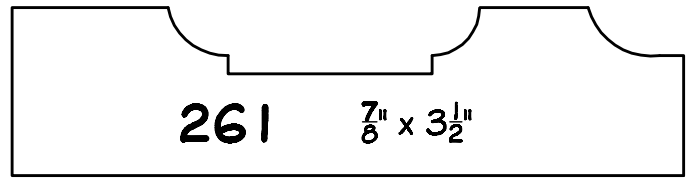
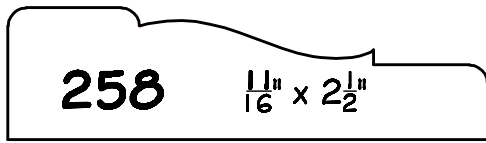




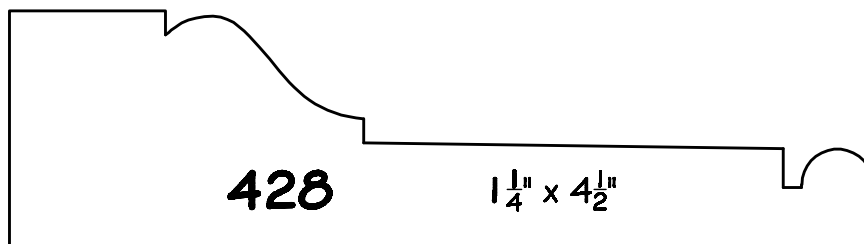
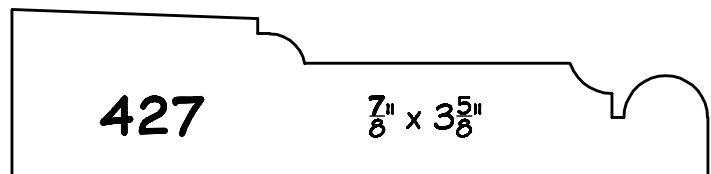
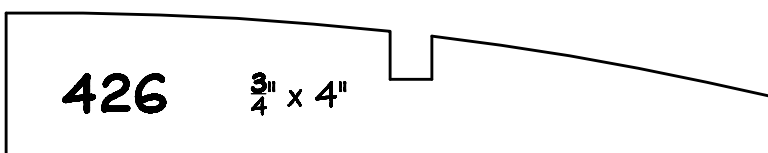
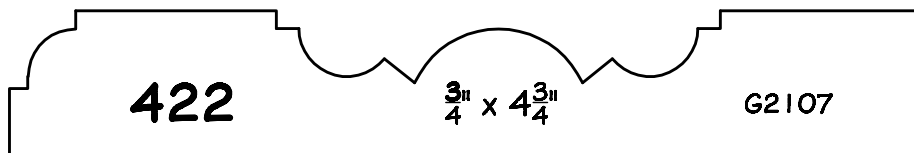
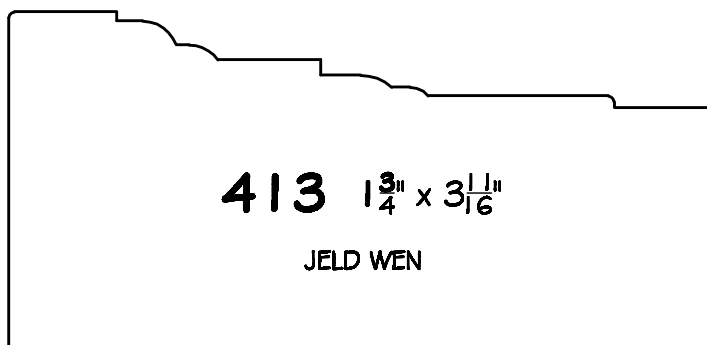
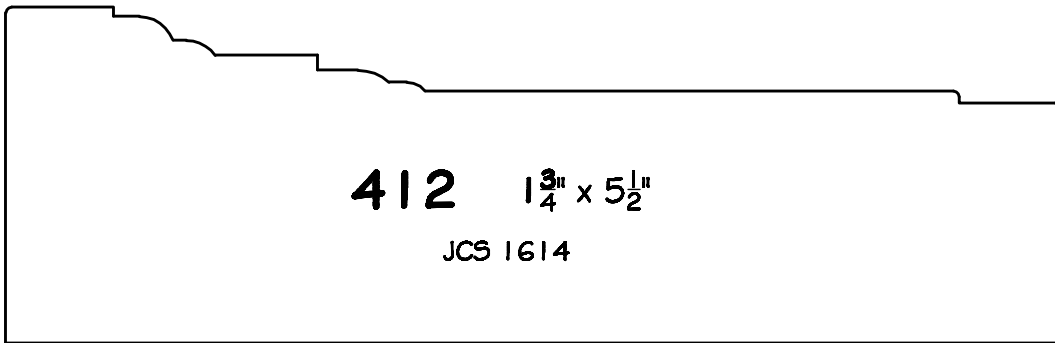
# CASING PROFILES



# CASING PROFILES



# CASING PROFILES



# CASING PROFILES

484

$\frac{3}{4}$ " x 4"

498

$\frac{7}{8}$ " x 4"

501

$\frac{3}{4}$ " x  $3\frac{1}{2}$ "

504

$\frac{5}{8}$ " x  $2\frac{3}{4}$ "

505

$\frac{13}{16}$ " x  $3\frac{9}{16}$ "

508

$\frac{3}{4}$ " x  $2\frac{1}{2}$ "

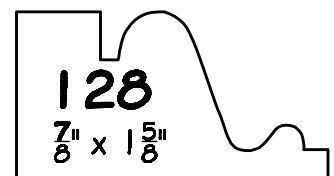
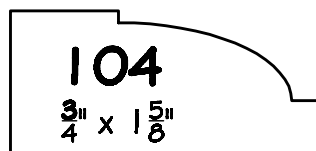
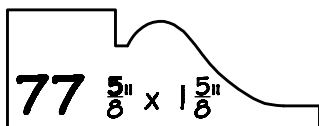
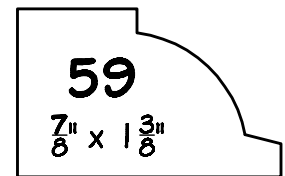
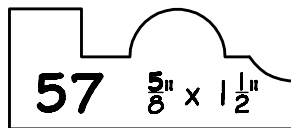
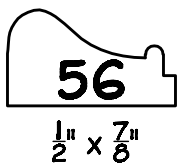
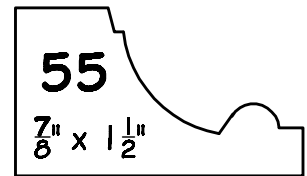

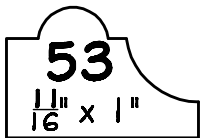
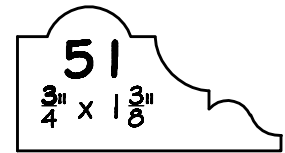
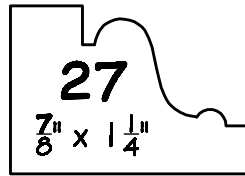
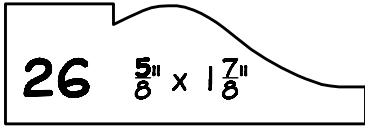
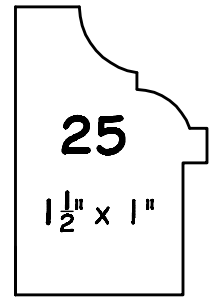
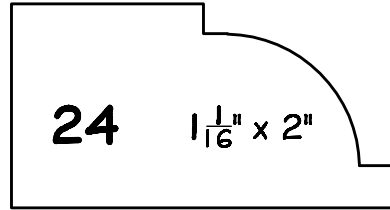
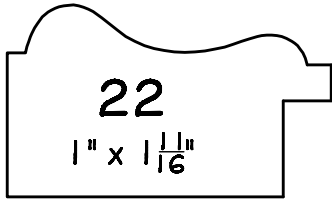
509

$1\frac{1}{4}$ " x  $3\frac{1}{2}$ "


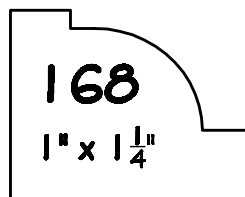
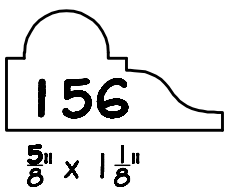
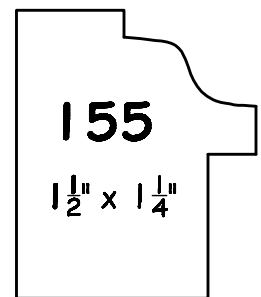
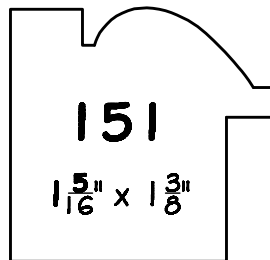
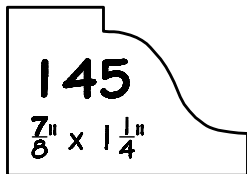
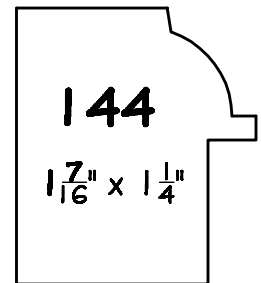
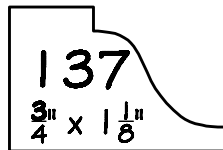
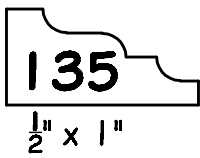
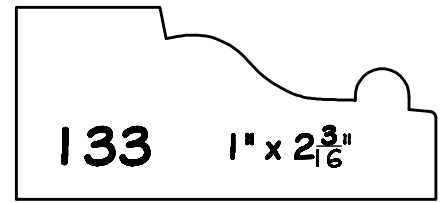
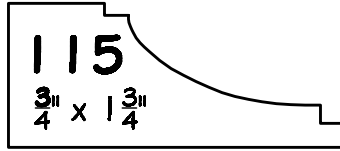
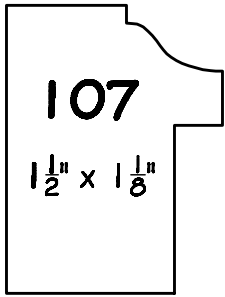
510

$\frac{3}{4}$ " x  $2\frac{3}{4}$ "

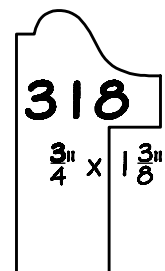
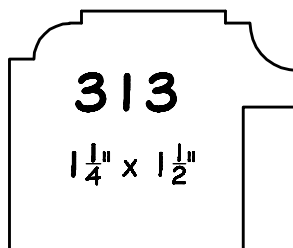
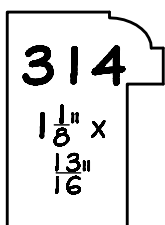
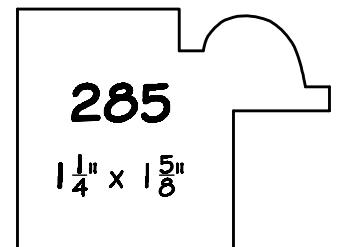
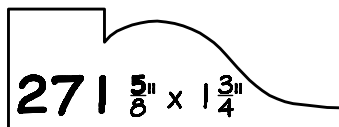
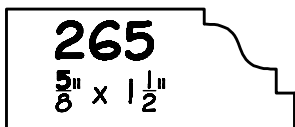
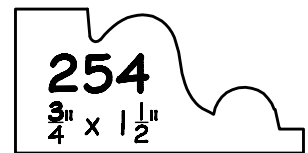
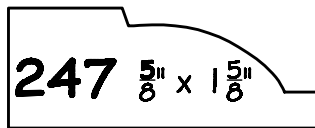
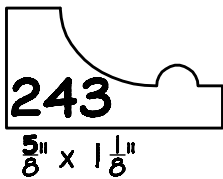
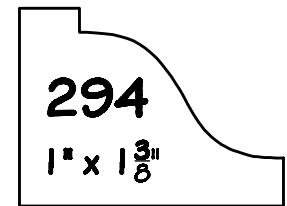
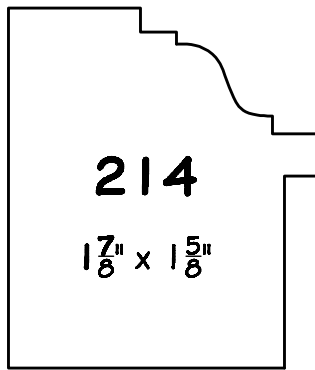
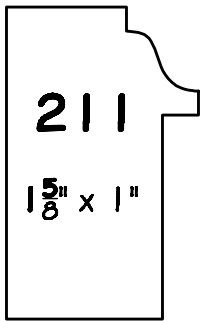
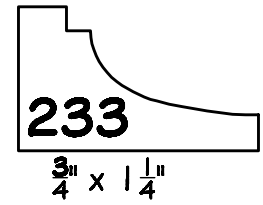
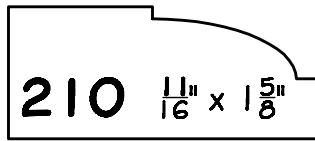
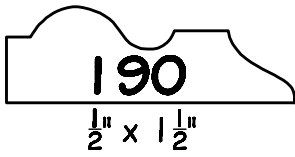
# BACK BAND PROFILES



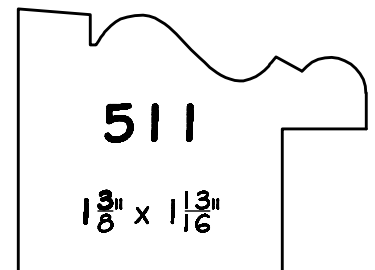
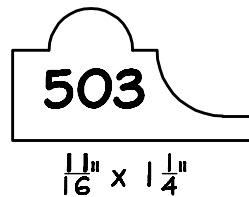
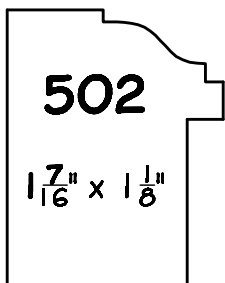
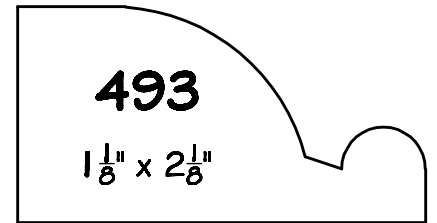
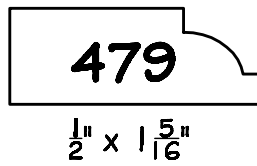
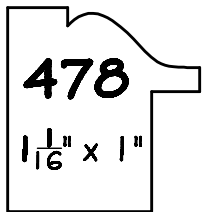
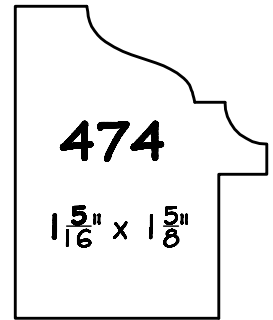
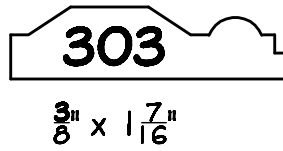
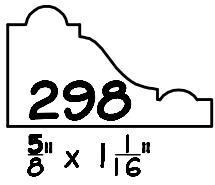
# BACK BAND PROFILES



# BACK BAND PROFILES

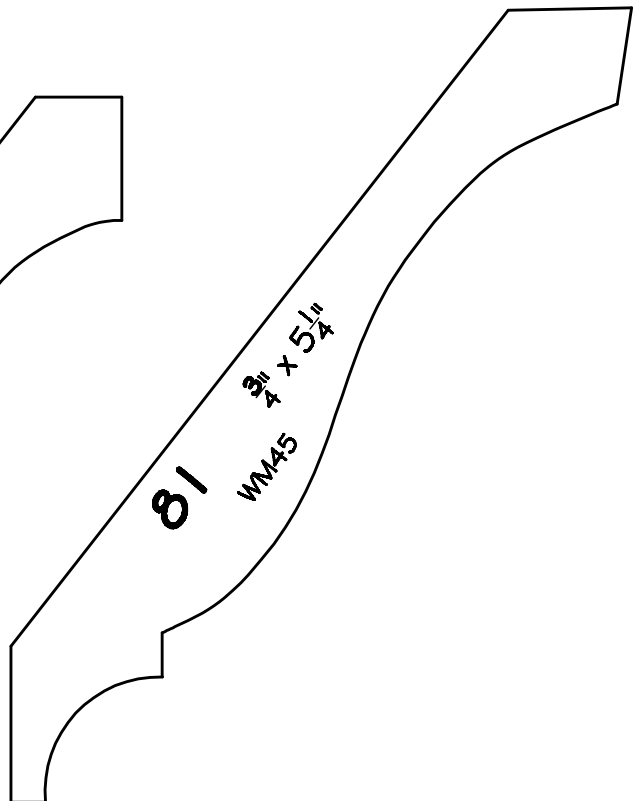
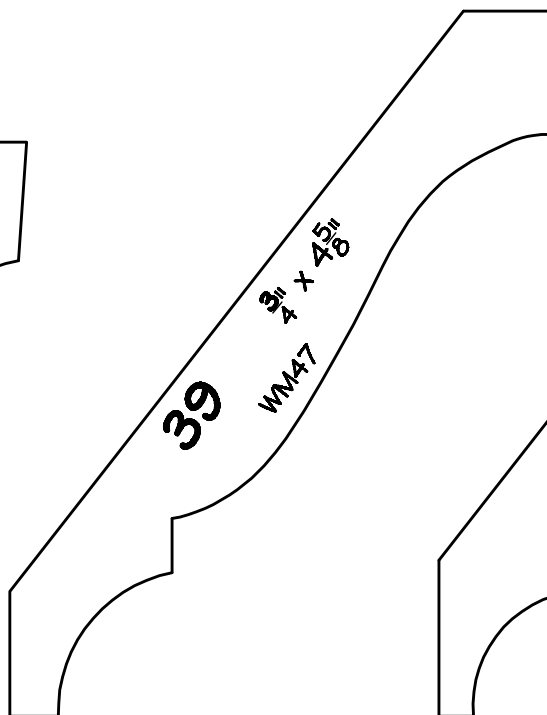
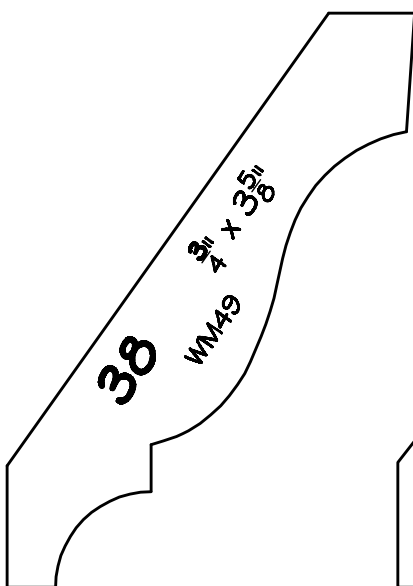

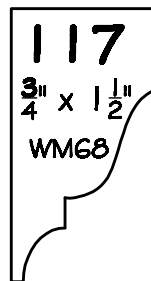
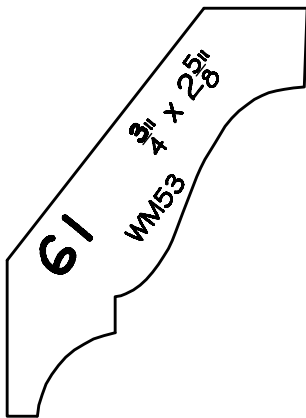
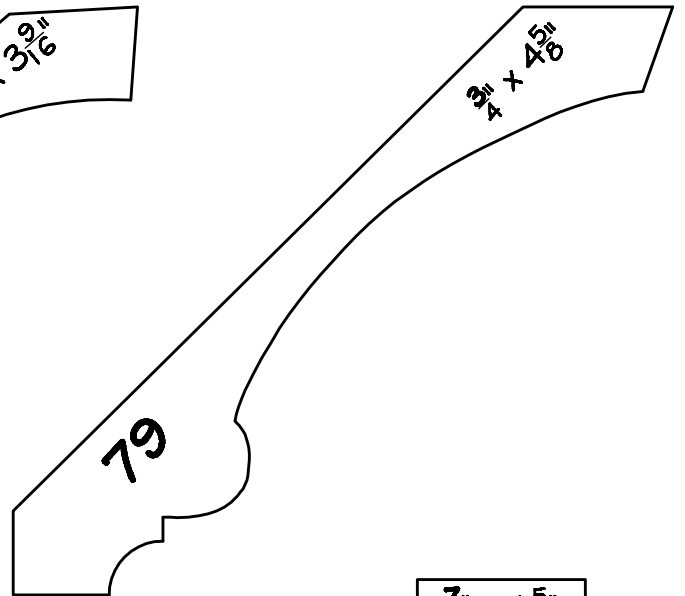
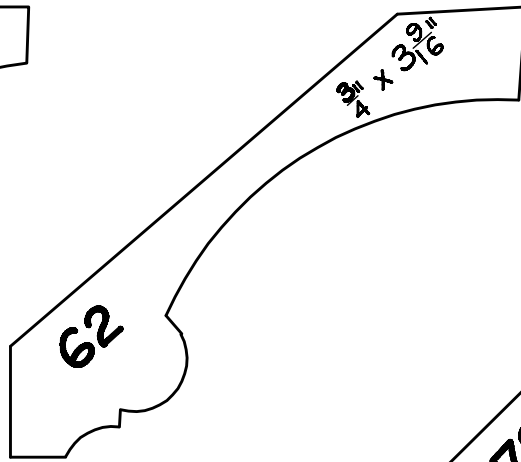
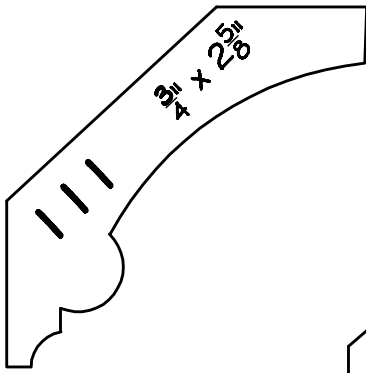


# BACK BAND PROFILES

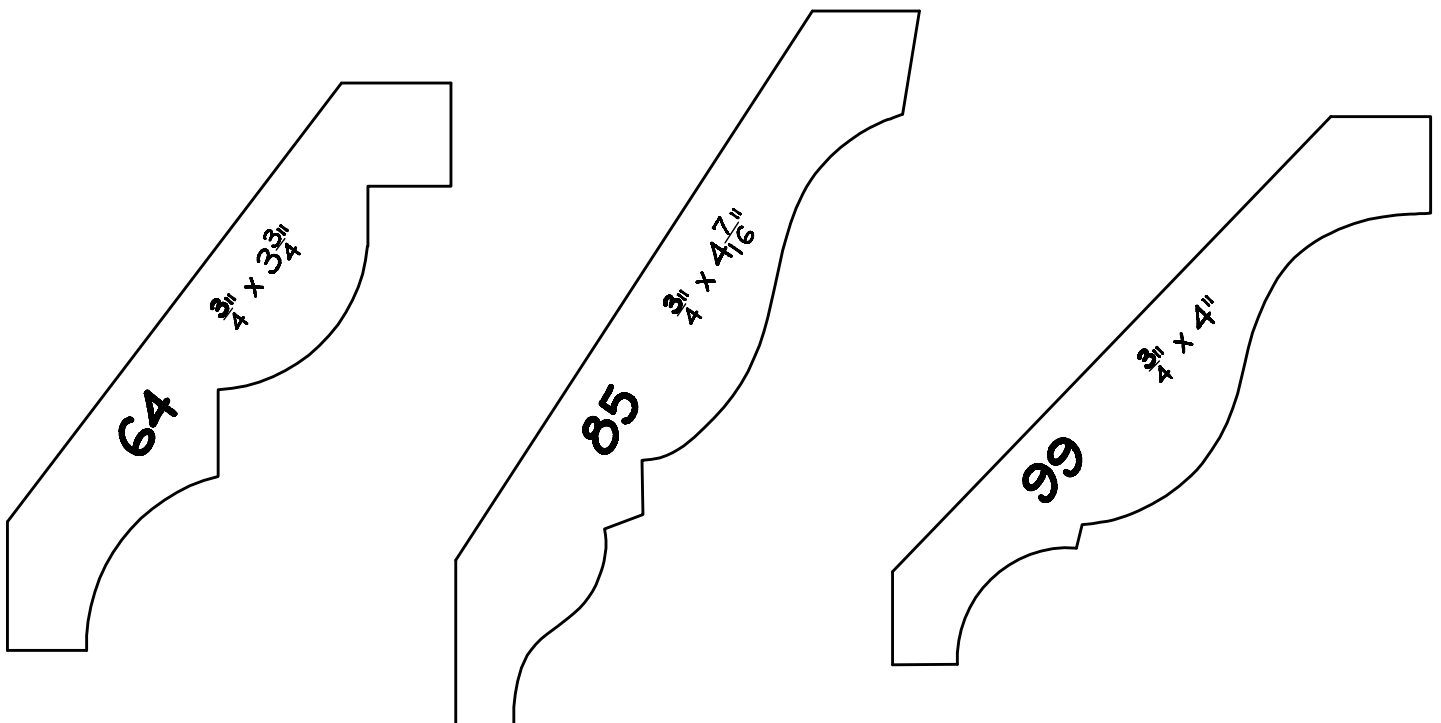
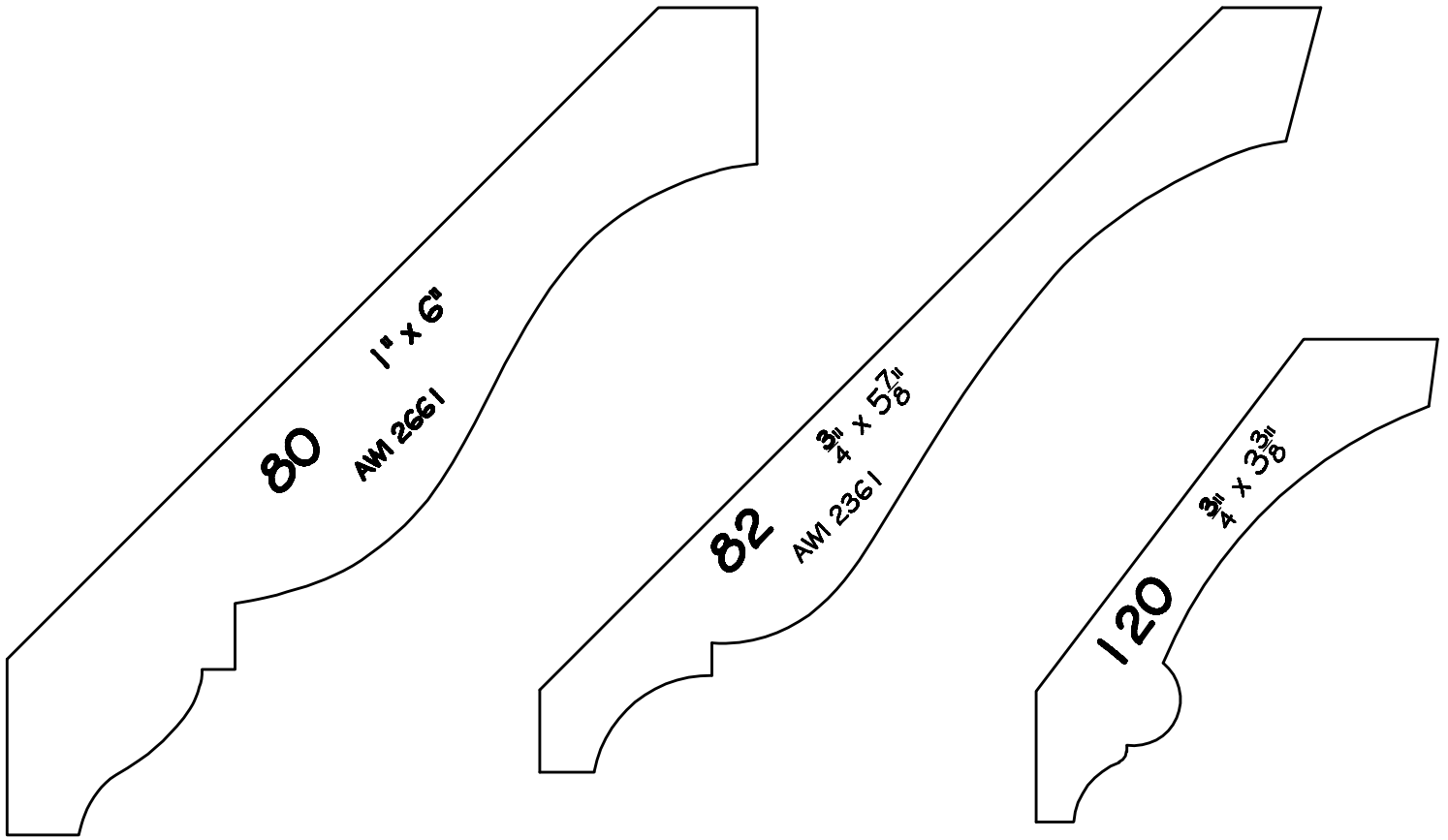




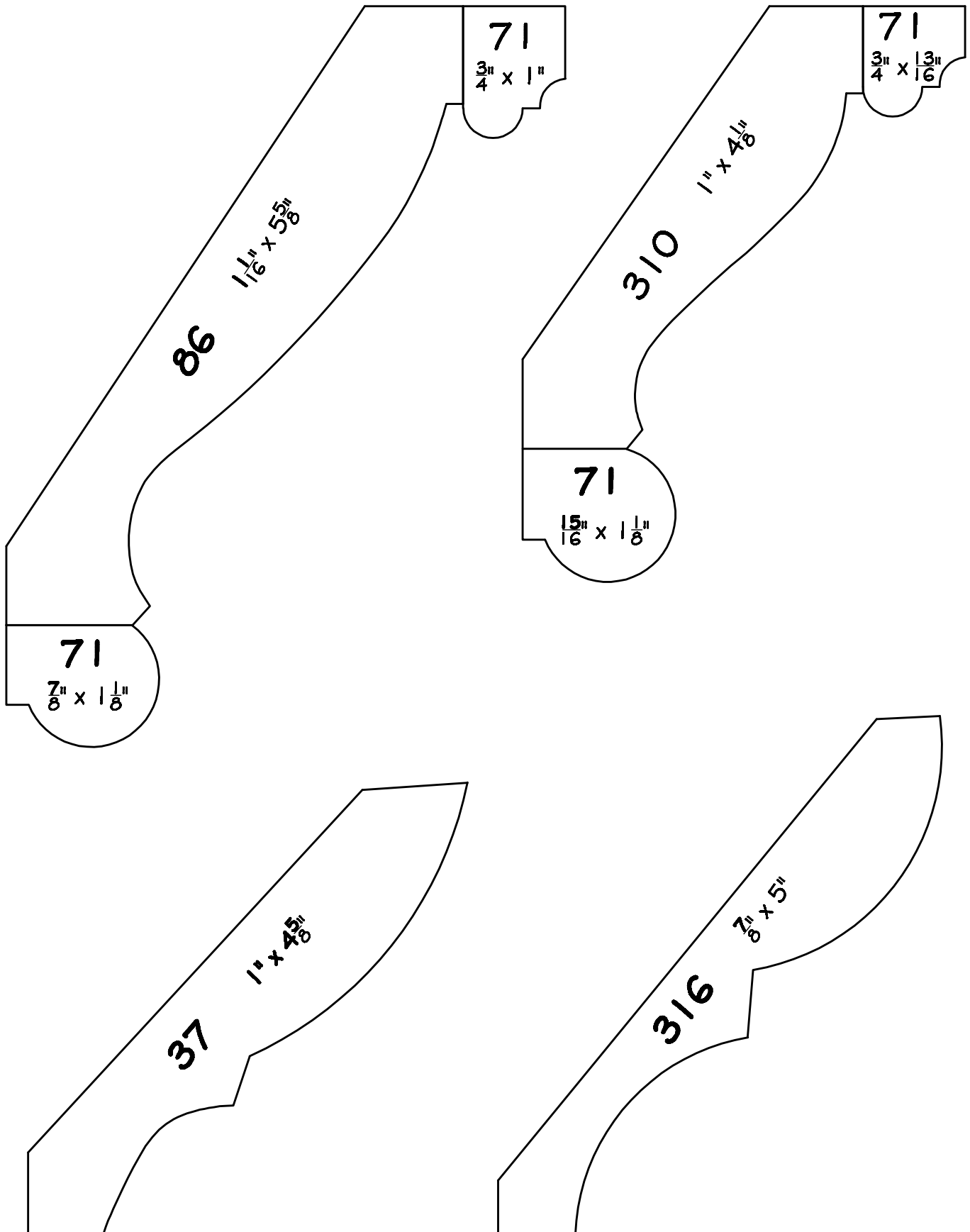
# CROWN MOULDING



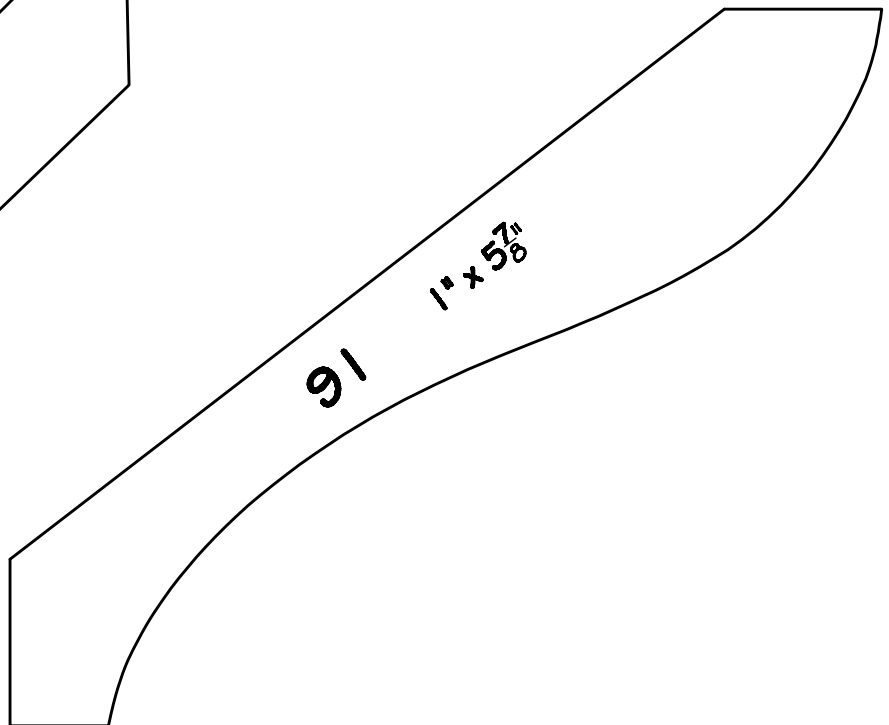
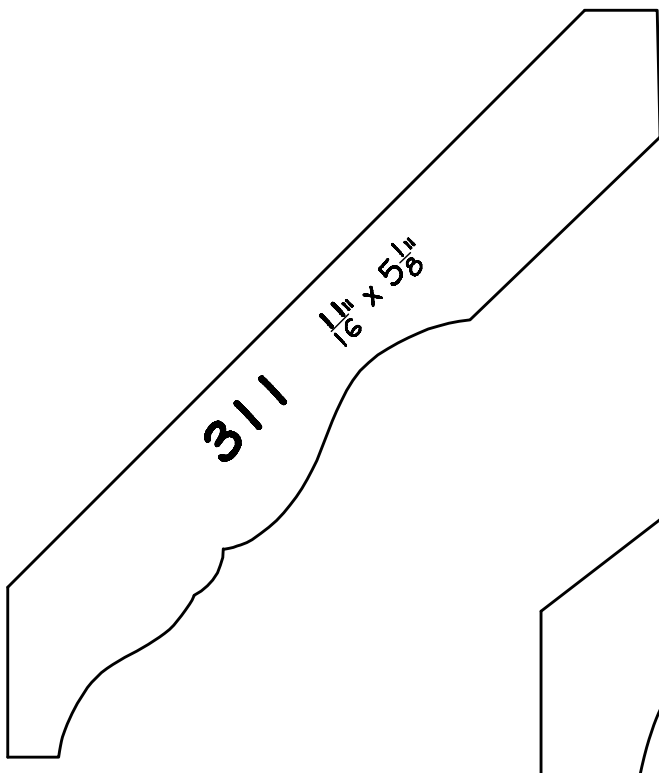
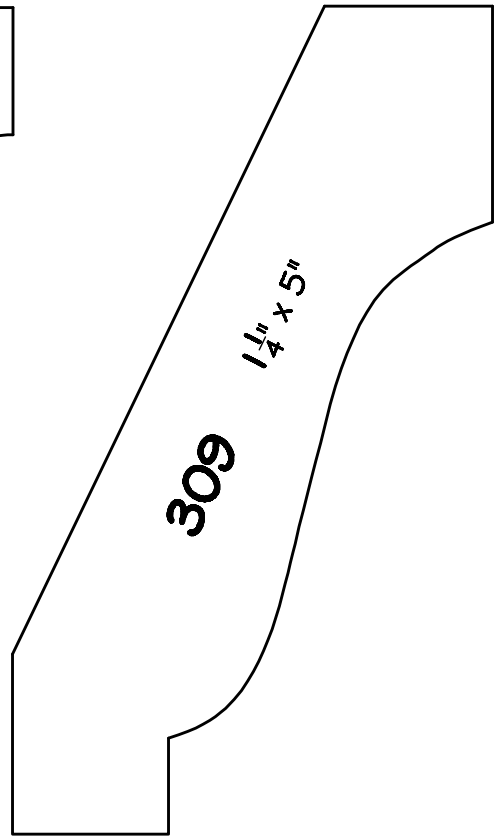
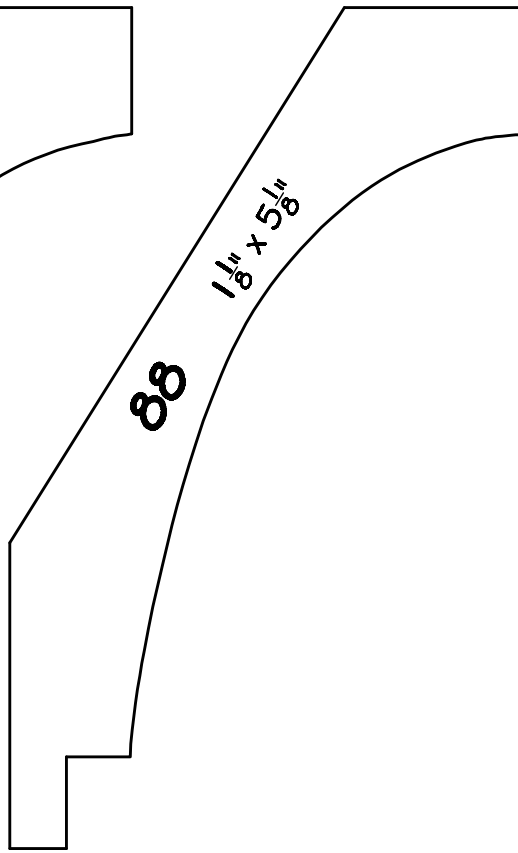
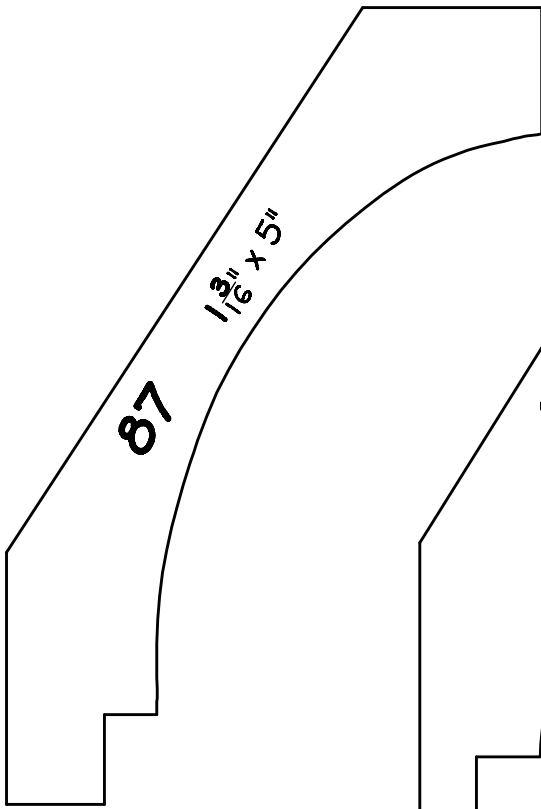
# CROWN MOULDING



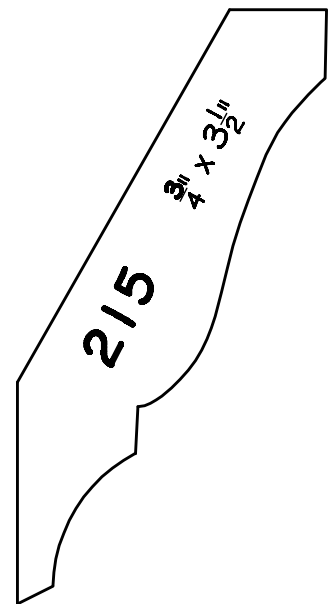
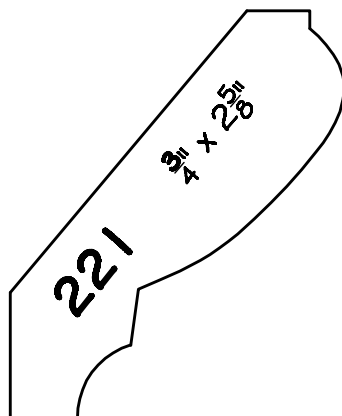
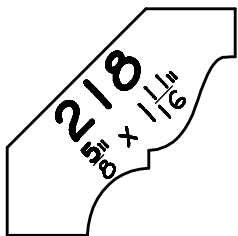
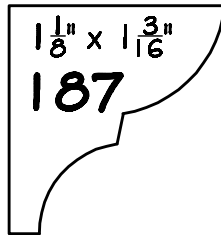

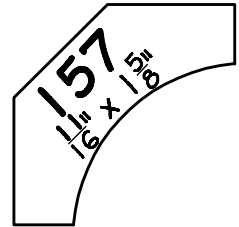
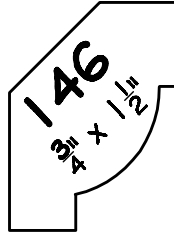
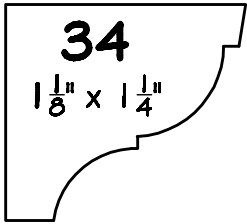
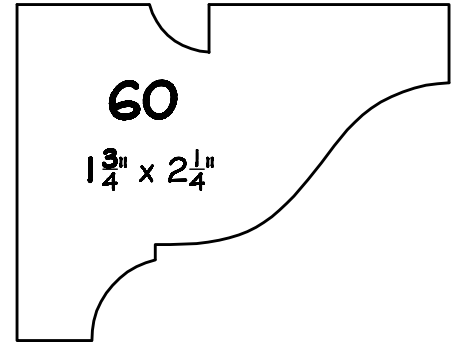
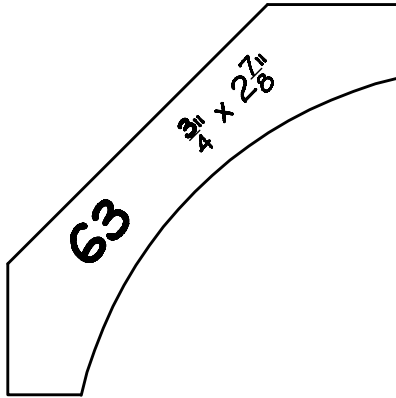
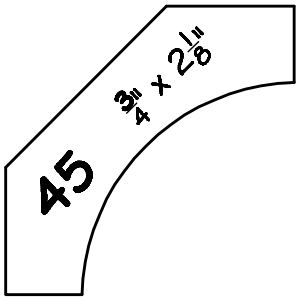
# CROWN MOULDING



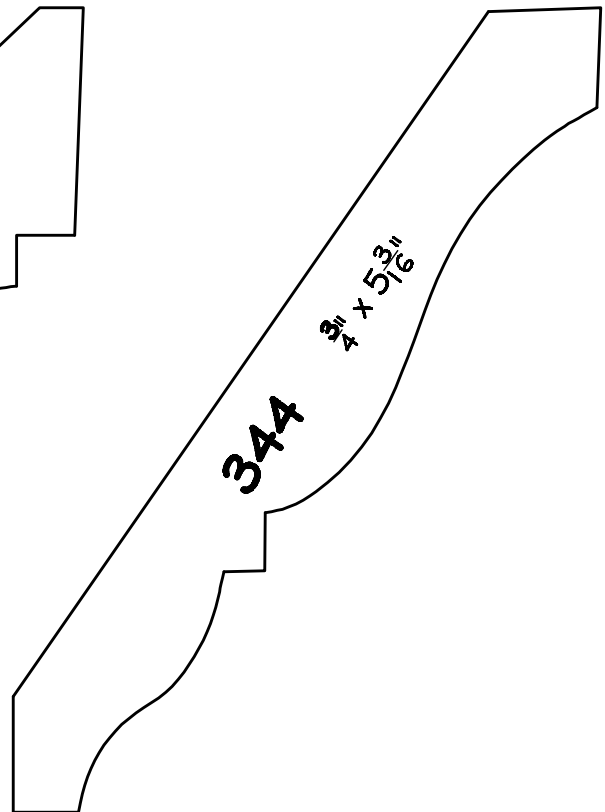
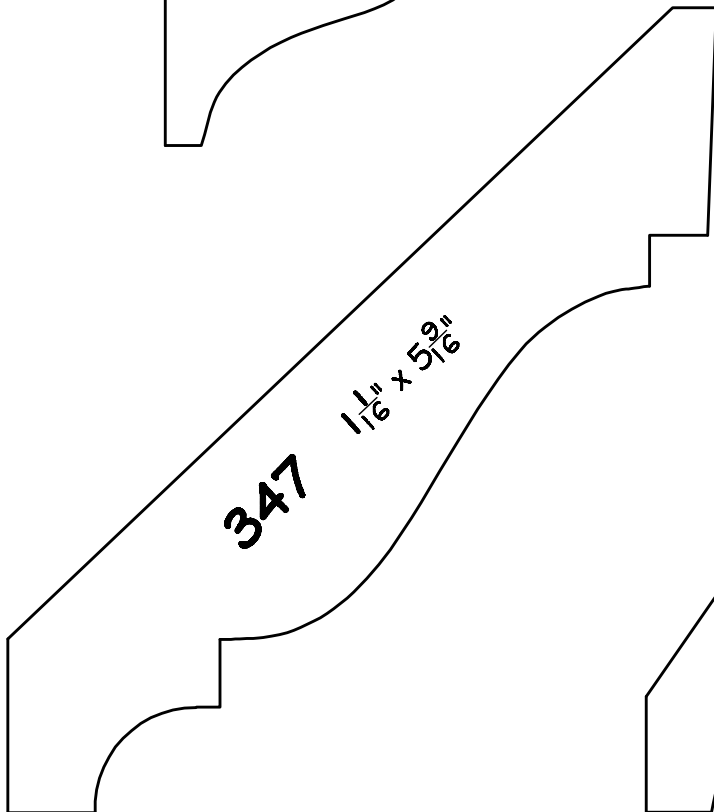
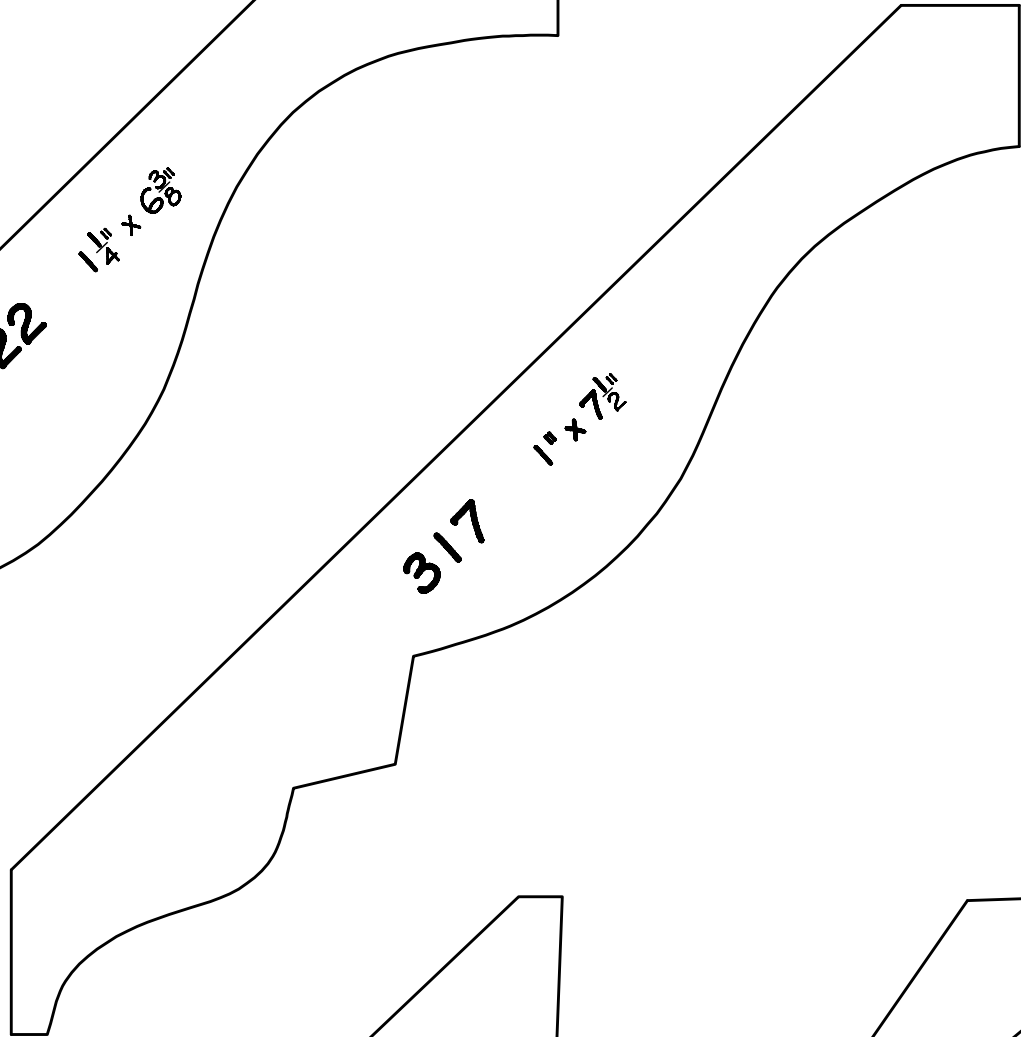
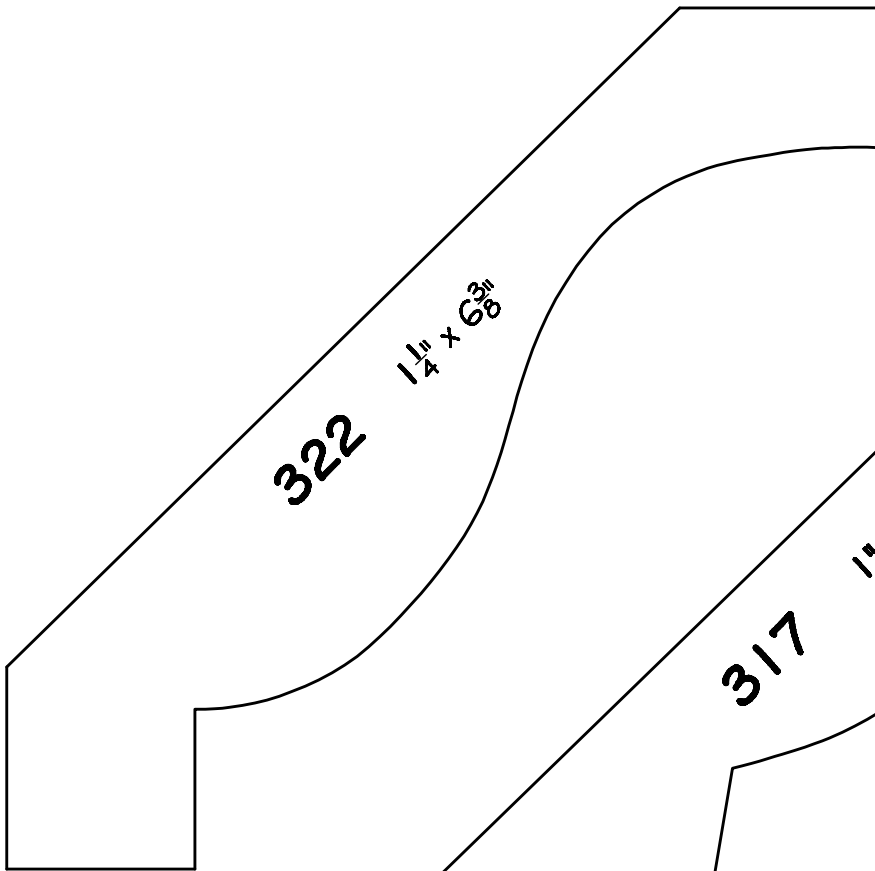
# CROWN MOULDING



# CROWN MOULDING



# CROWN MOULDING



# CROWN MOULDING

**165 & 166**

$1\frac{11}{16}'' \times 3\frac{3}{16}''$

**167**

$1\frac{1}{4}'' \times 2''$

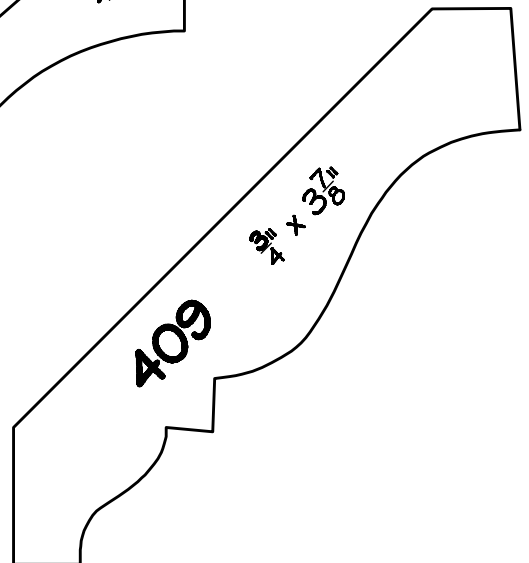
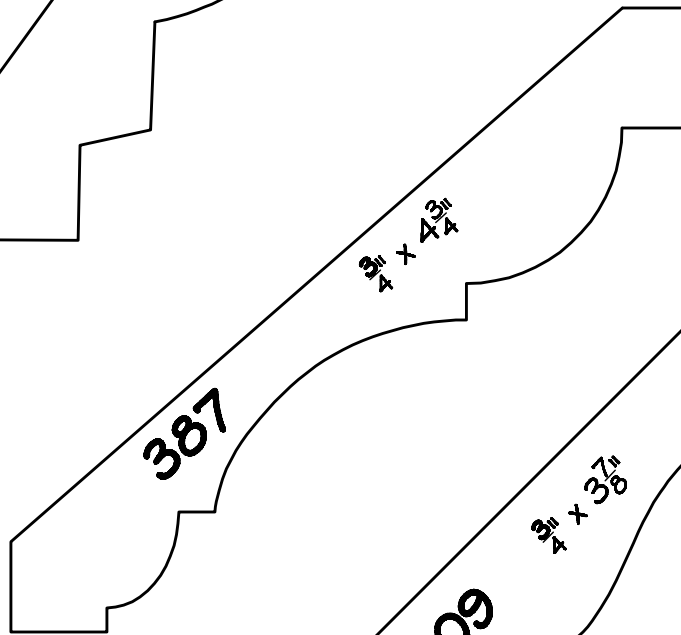
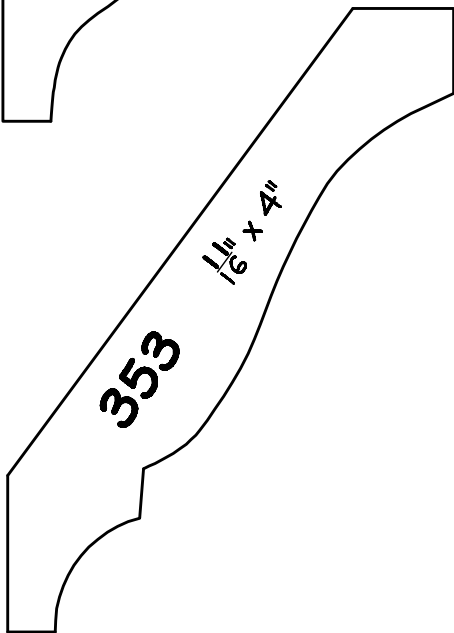
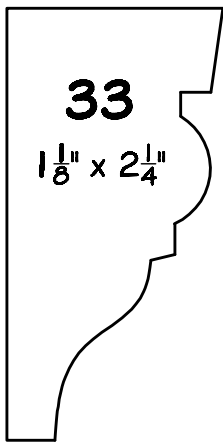
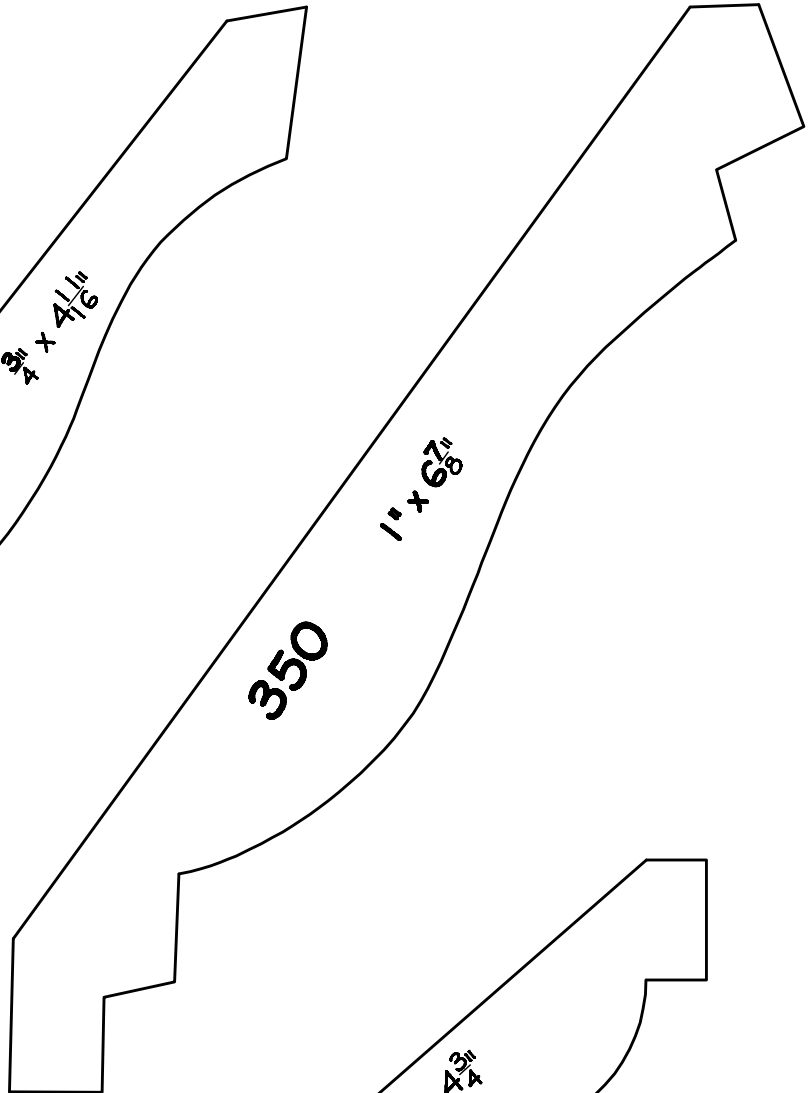
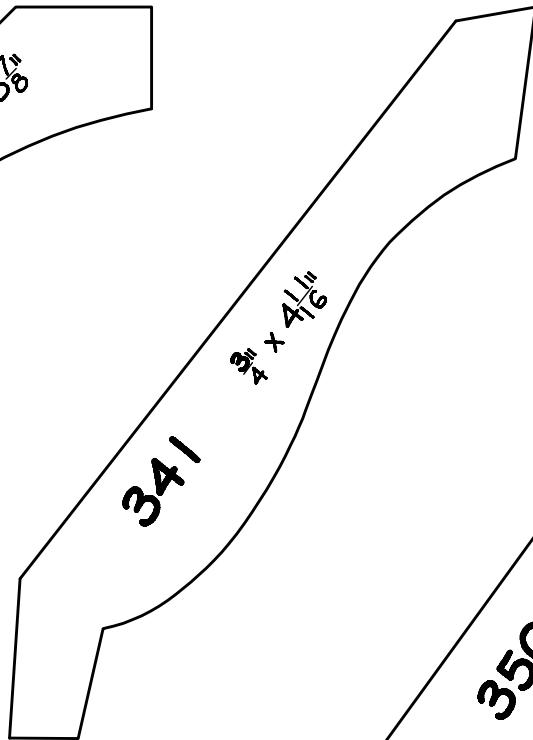
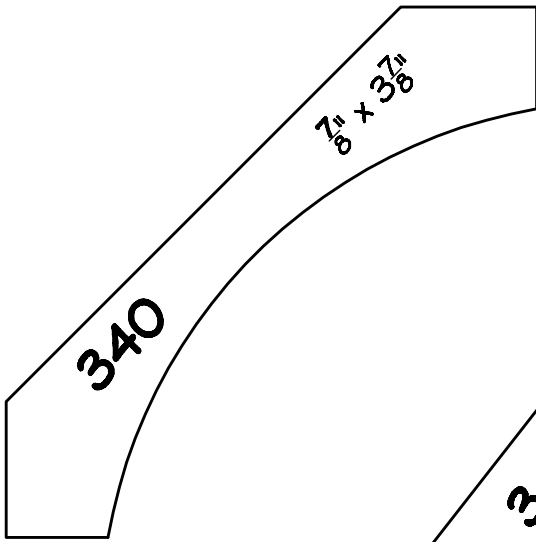
**348 & 349**

$2\frac{1}{4}'' \times 12\frac{3}{16}''$

**339**

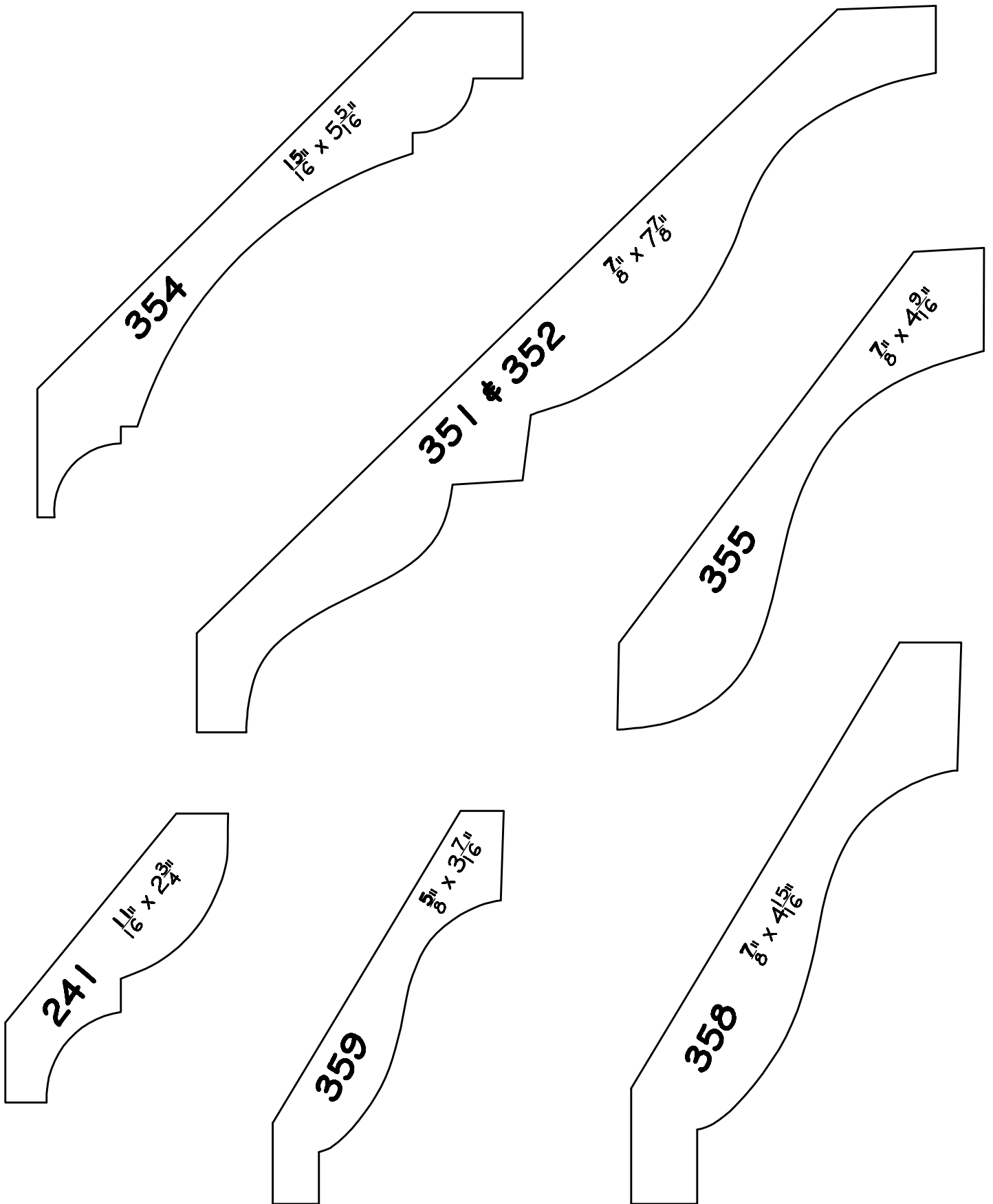
$7'' \times 5\frac{5}{16}''$

# CROWN MOULDING

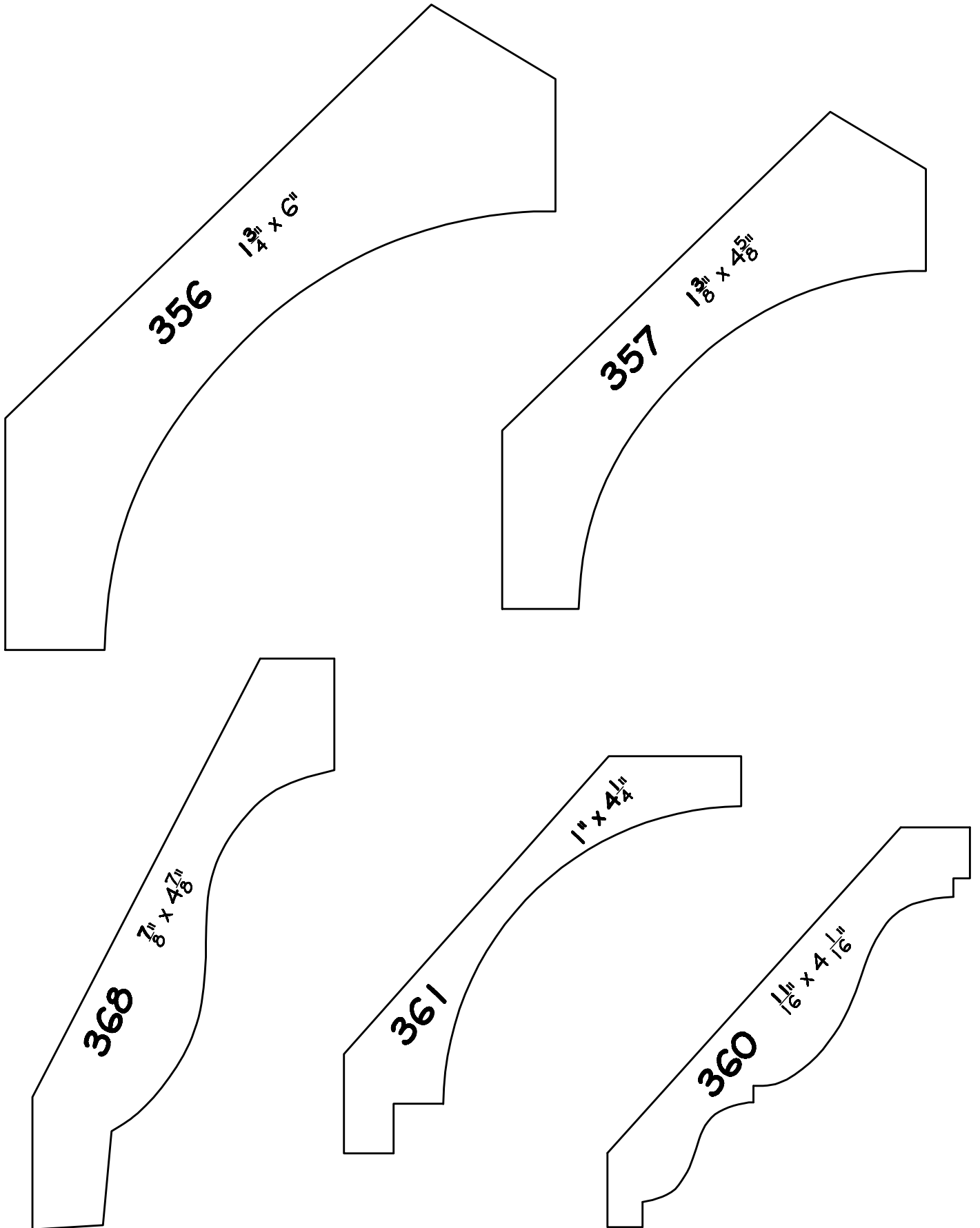




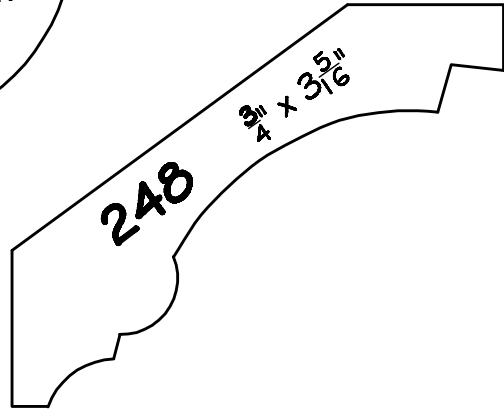
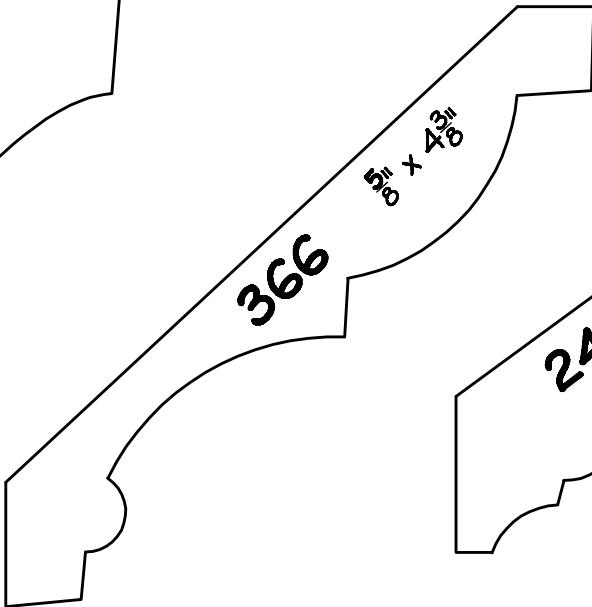
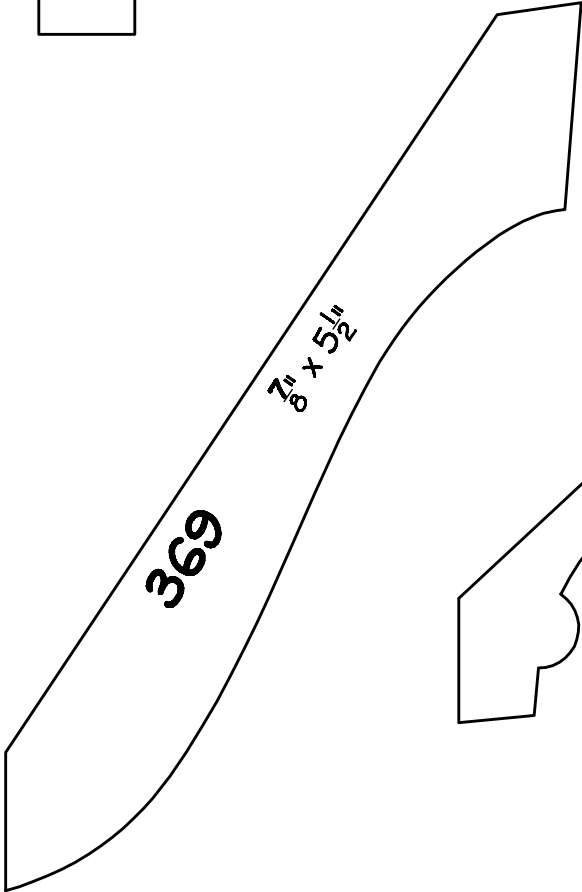
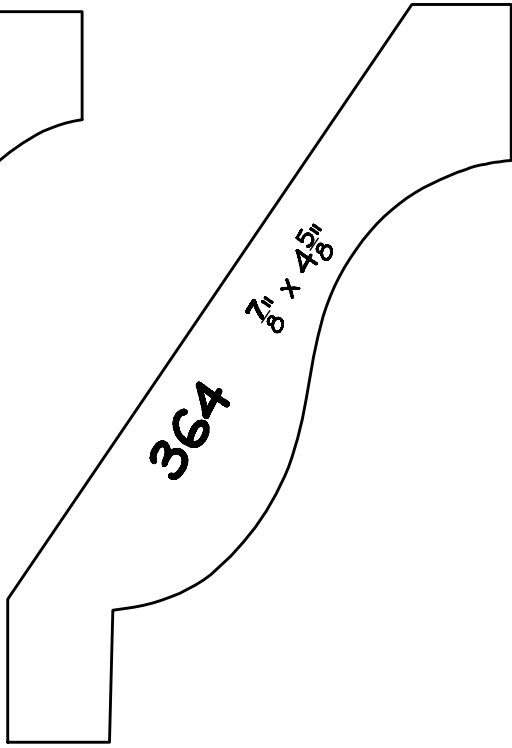
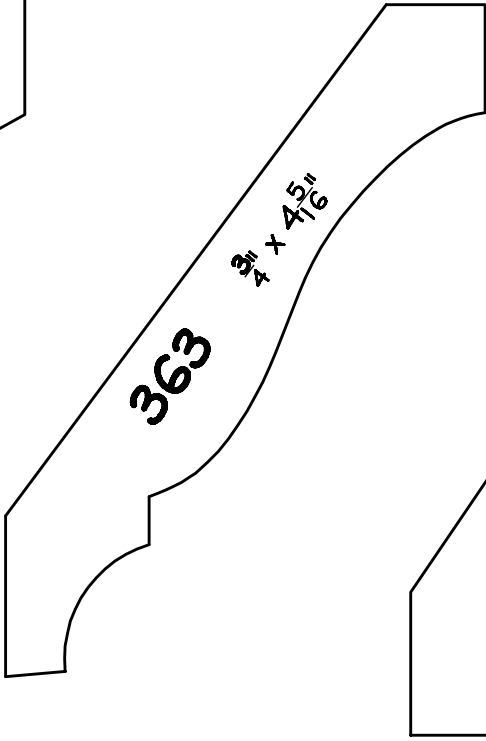
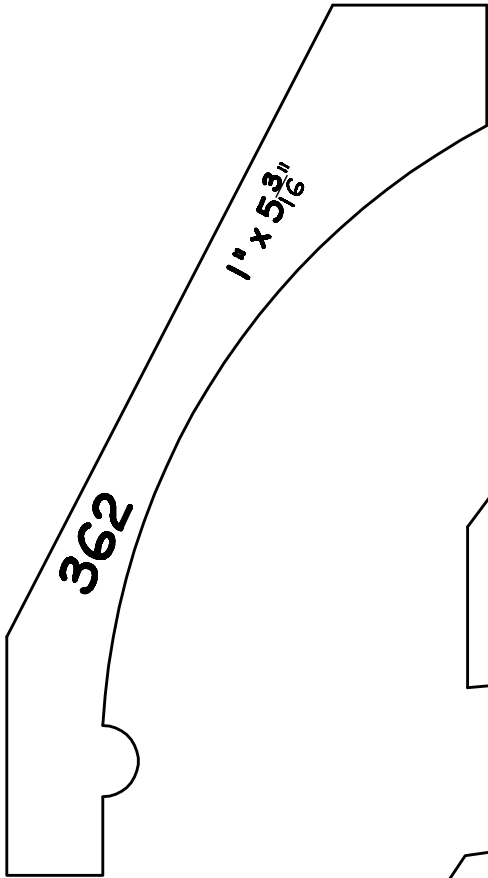
# CROWN MOULDING



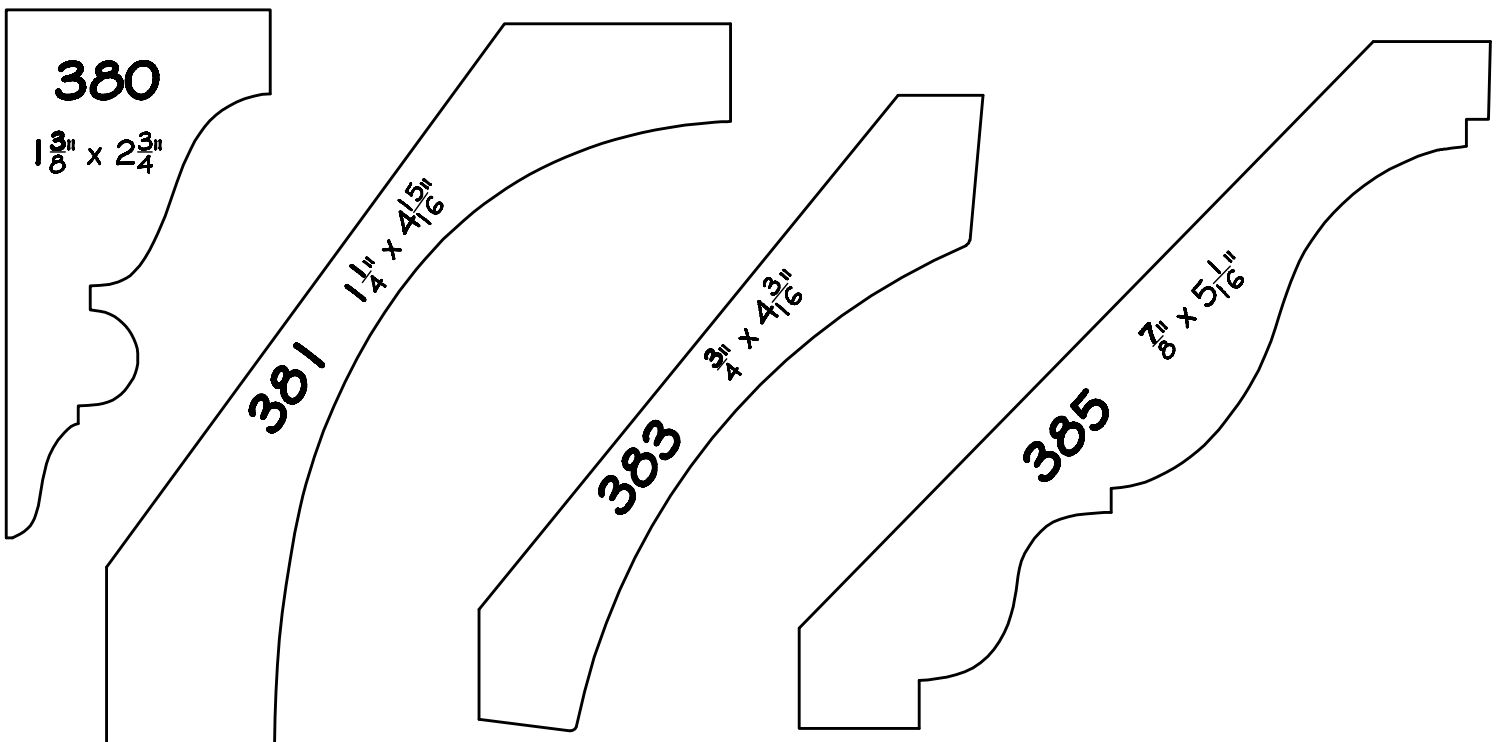
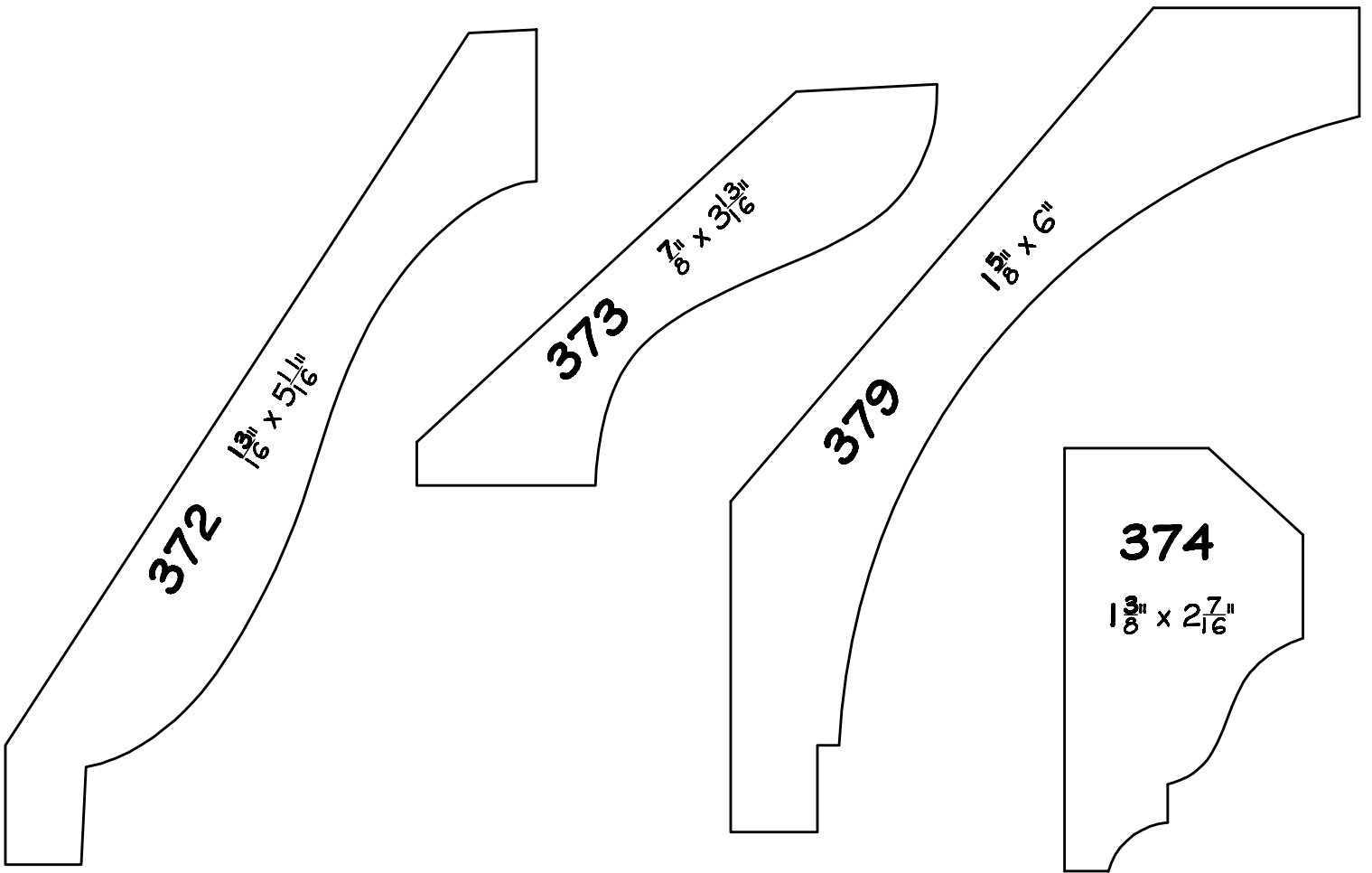
# CROWN MOULDING



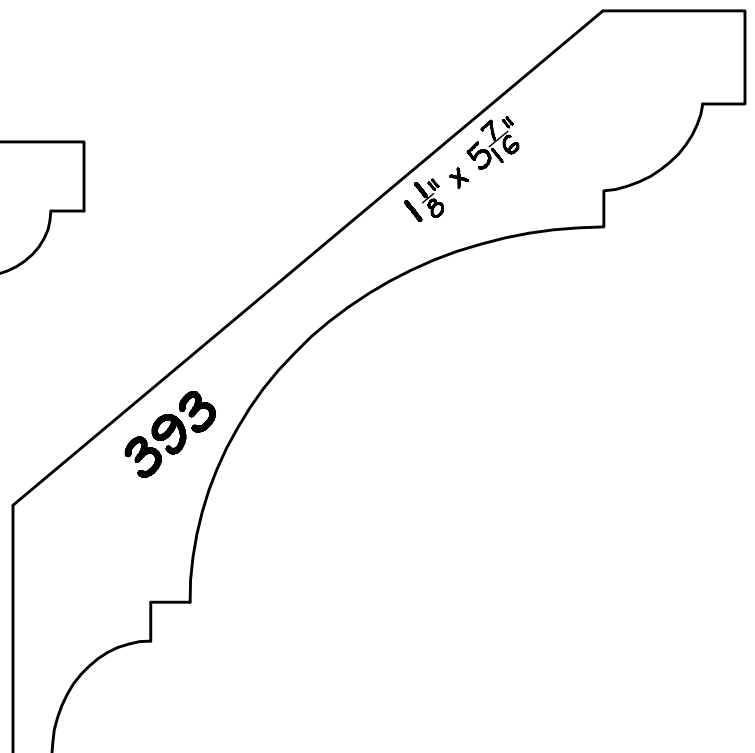
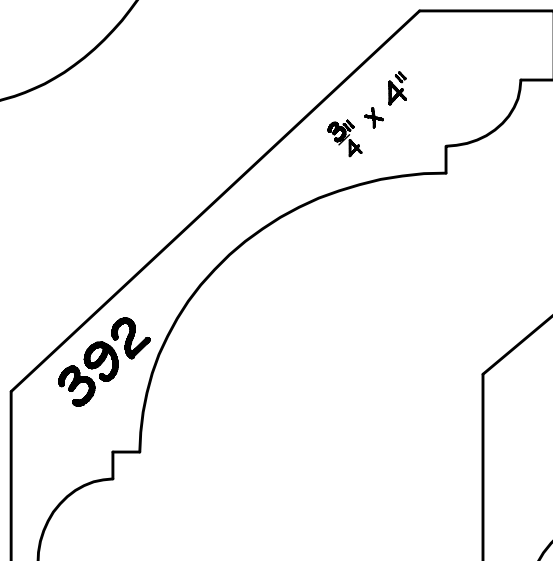
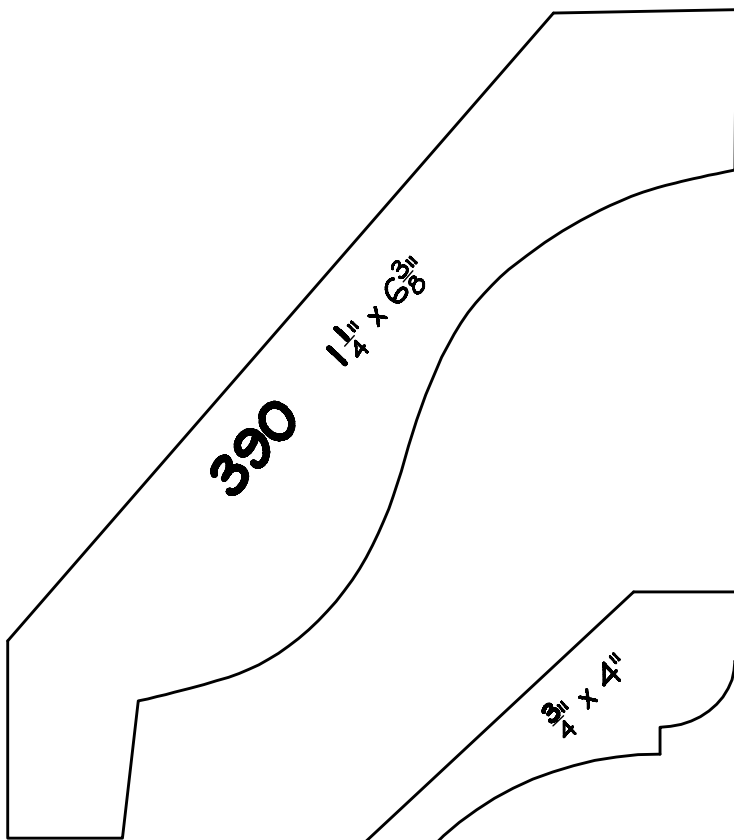
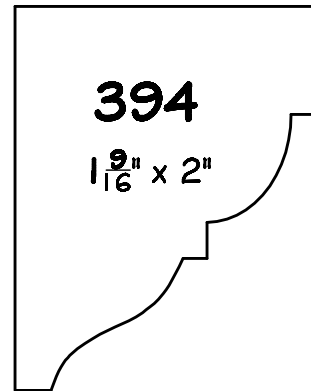
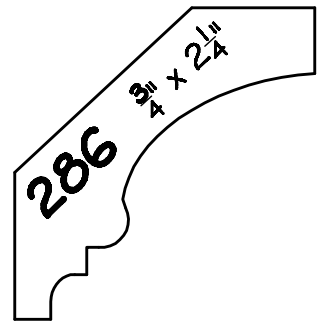
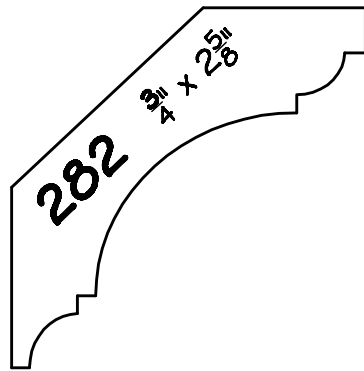
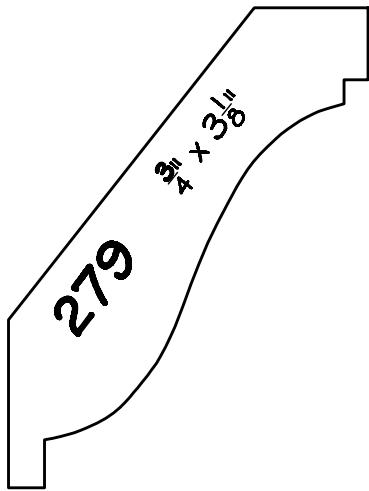
# CROWN MOULDING



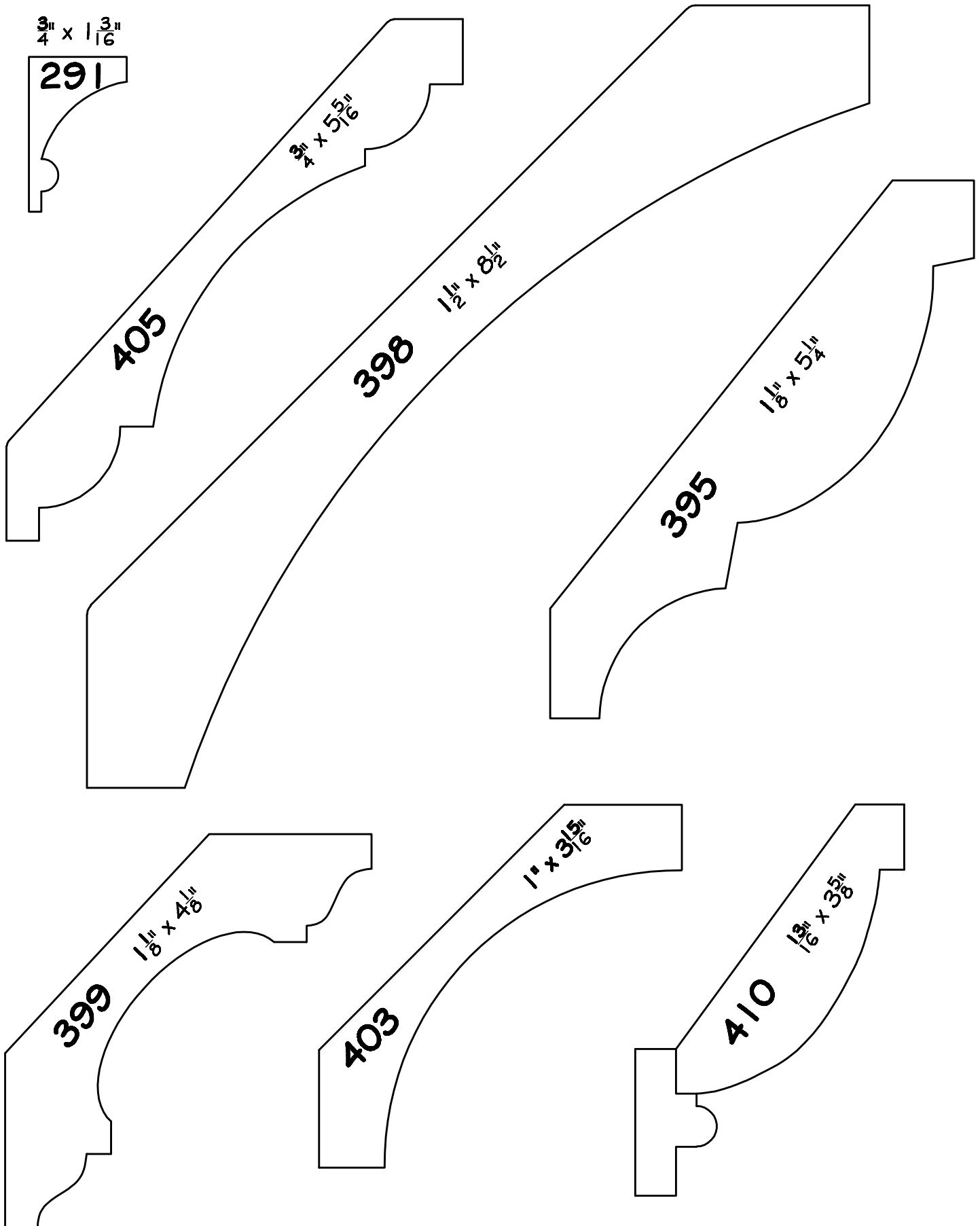
# CROWN MOULDING



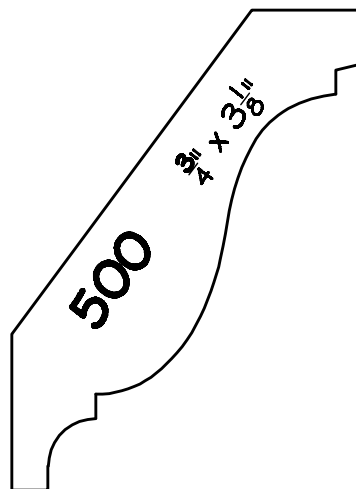
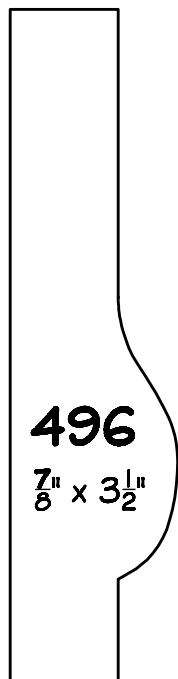
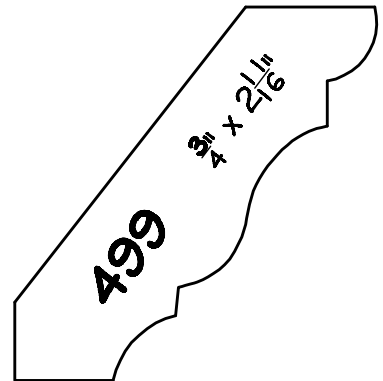
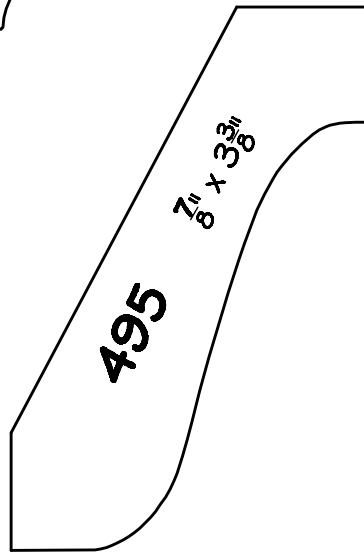
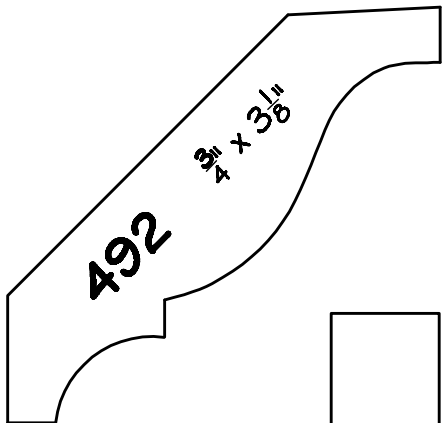
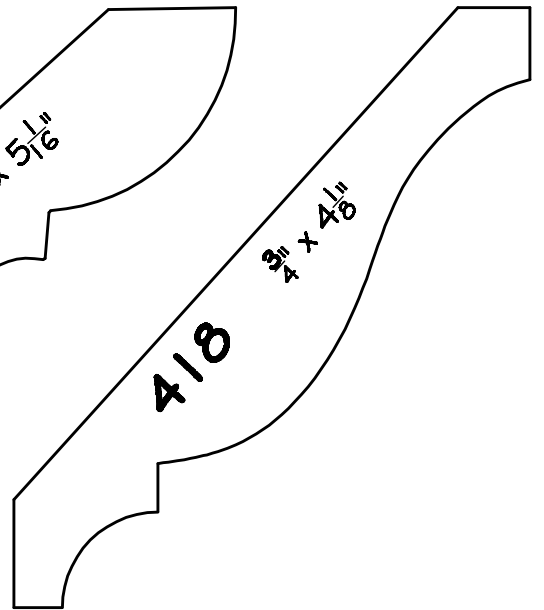

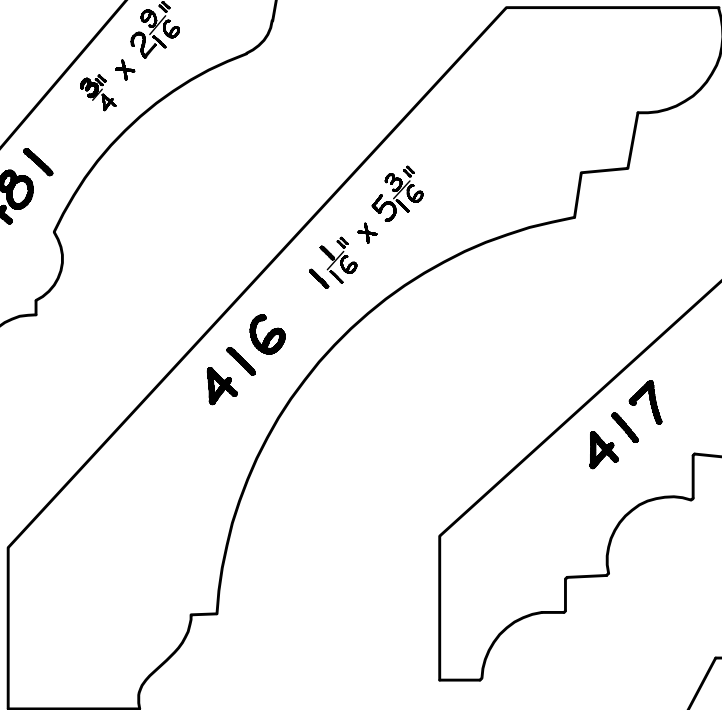
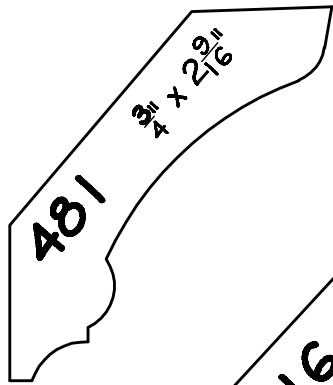
# CROWN MOULDING



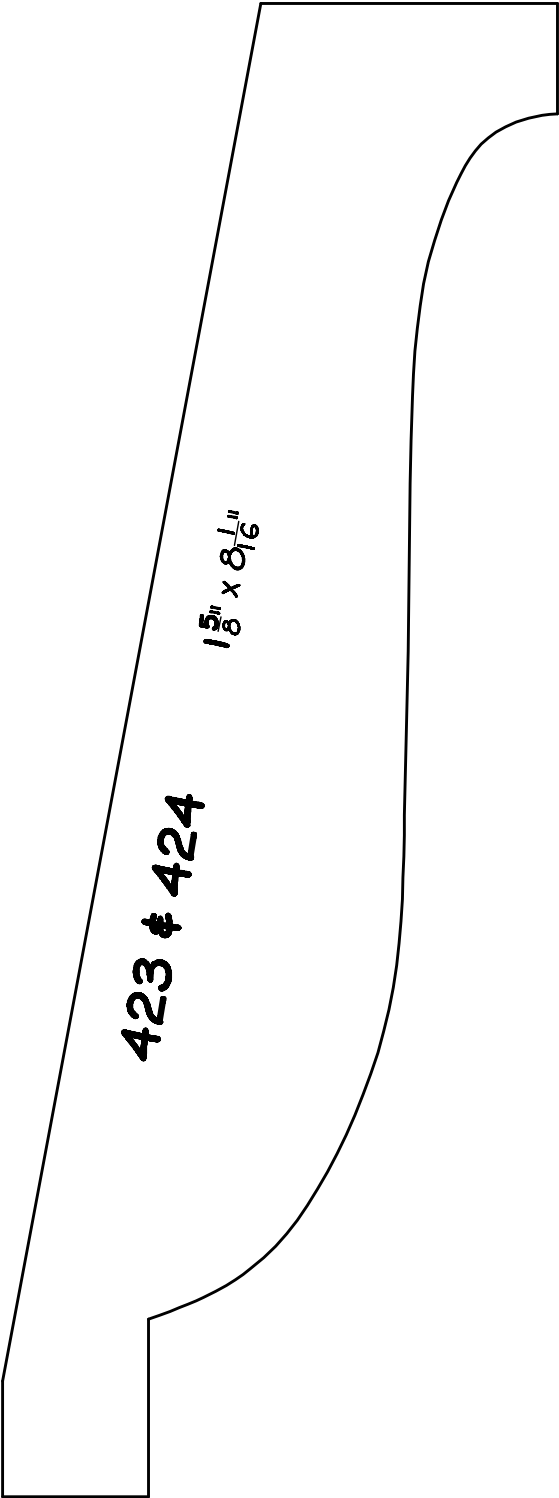
# CROWN MOULDING



# CROWN MOULDING

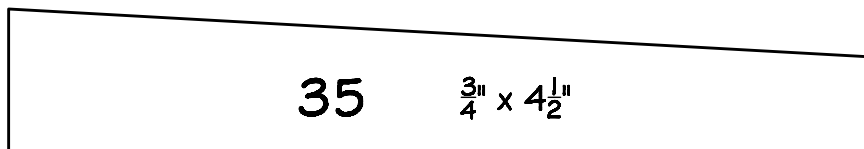
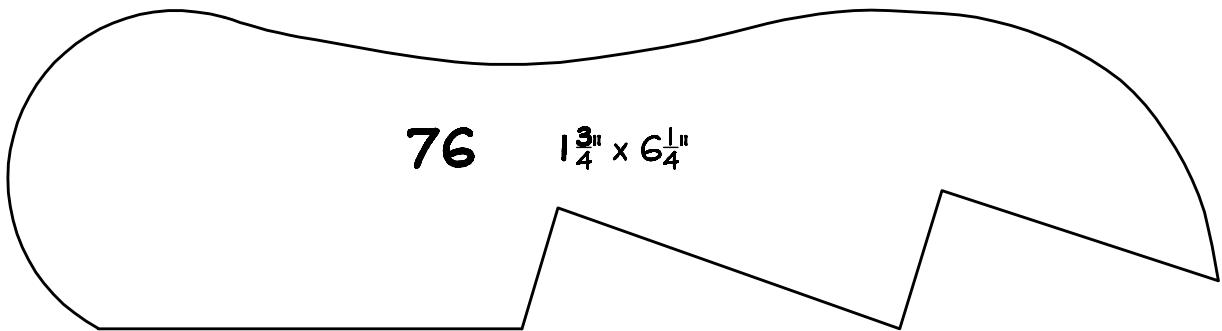
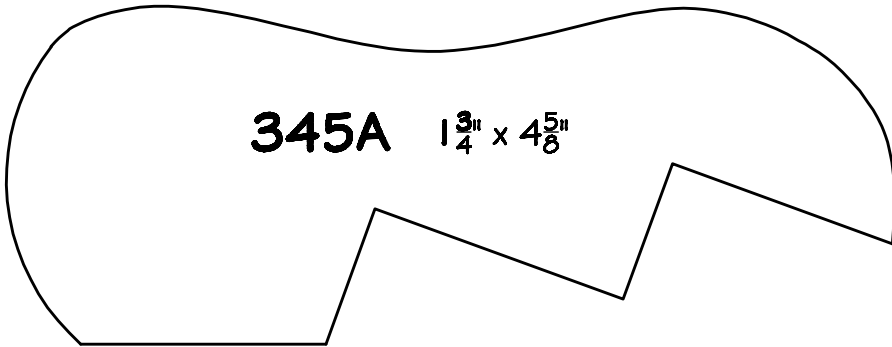
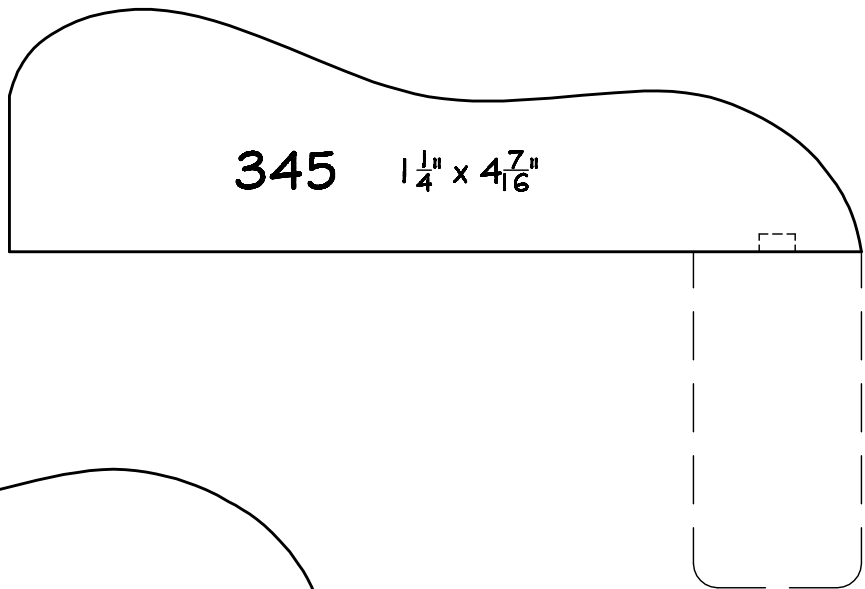


**CROWN MOULDING**




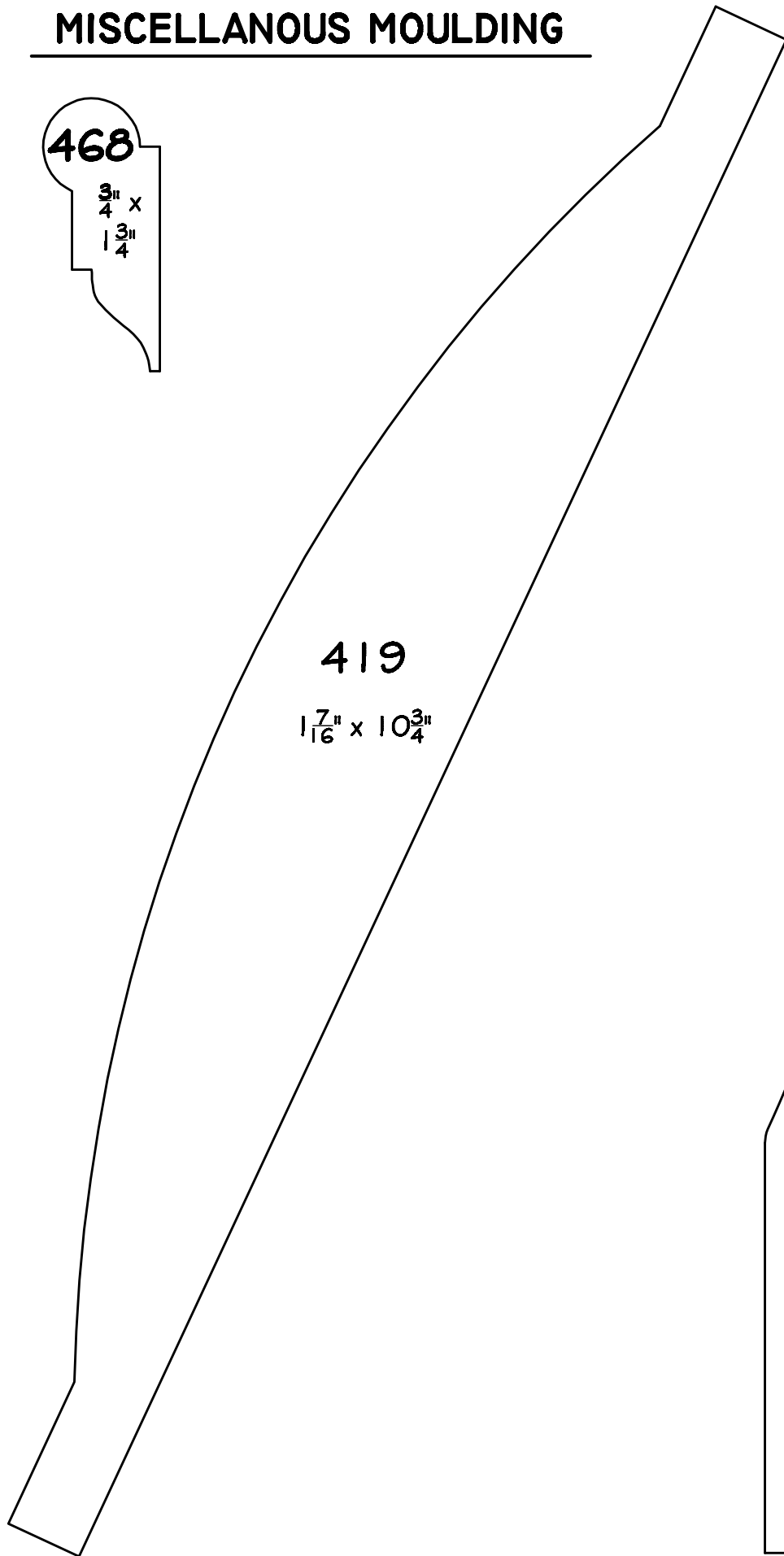
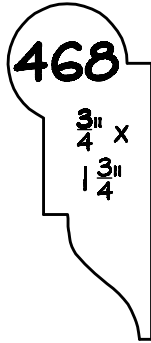
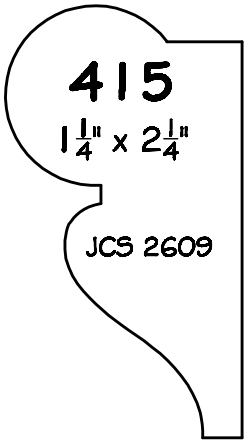


# MISCELLANOUS MOULDING

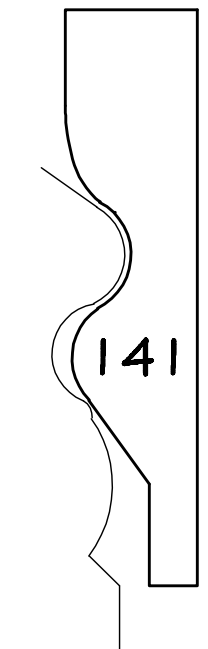
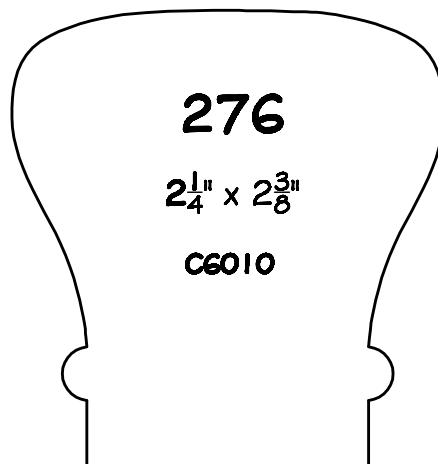
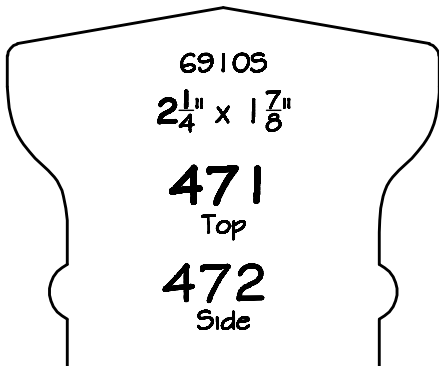
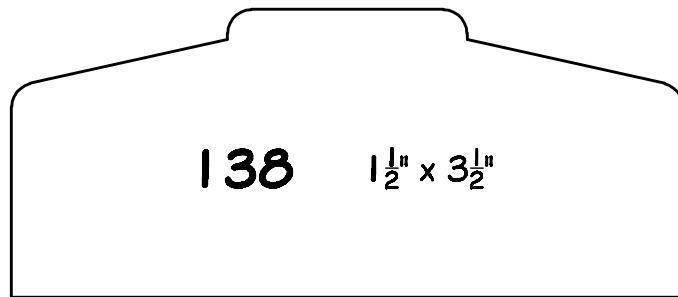

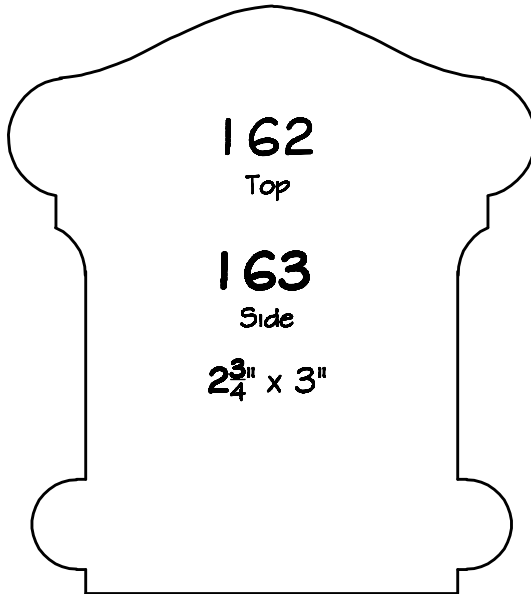
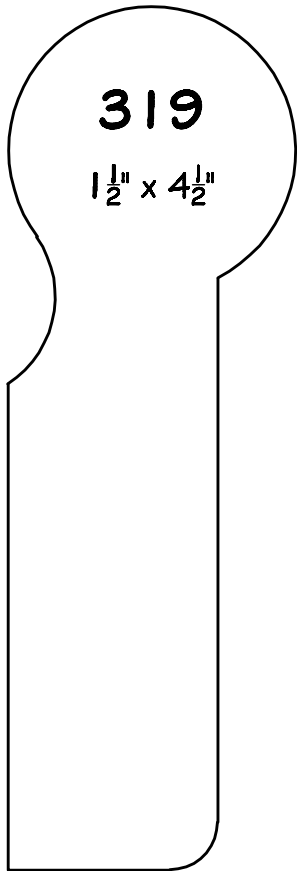


# MISCELLANEOUS MOULDING

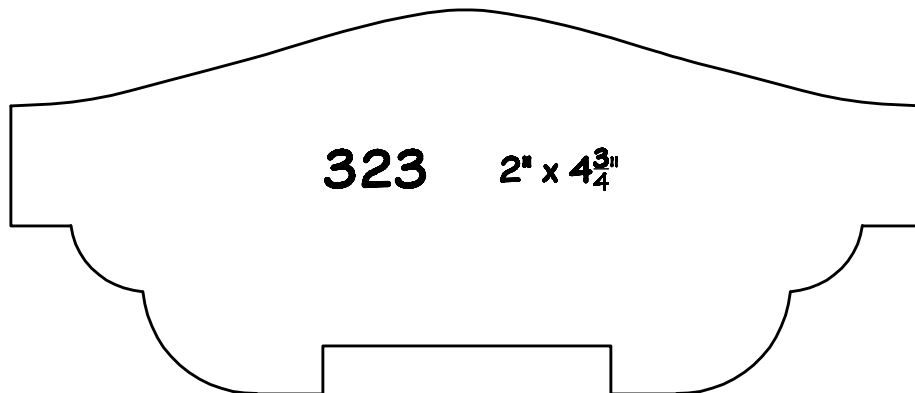
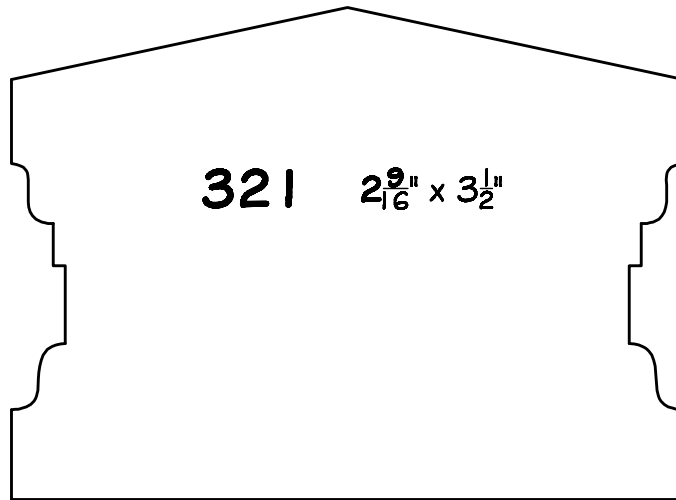
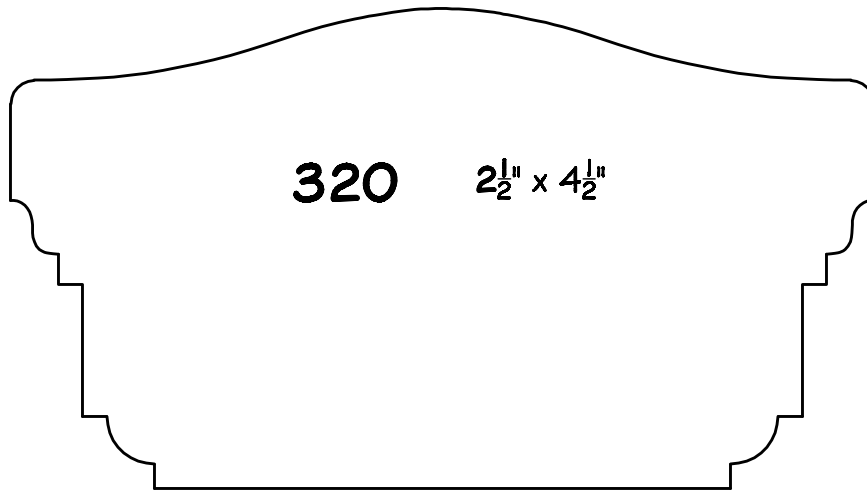
---



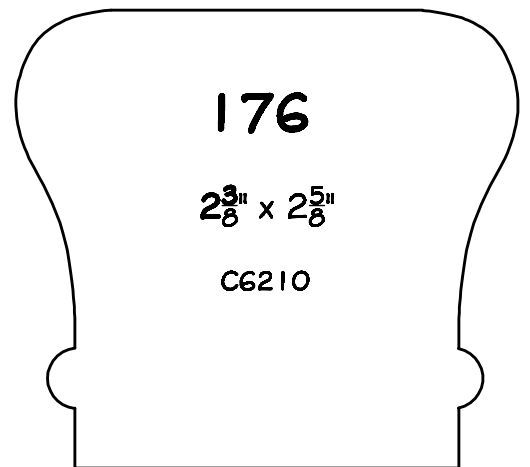
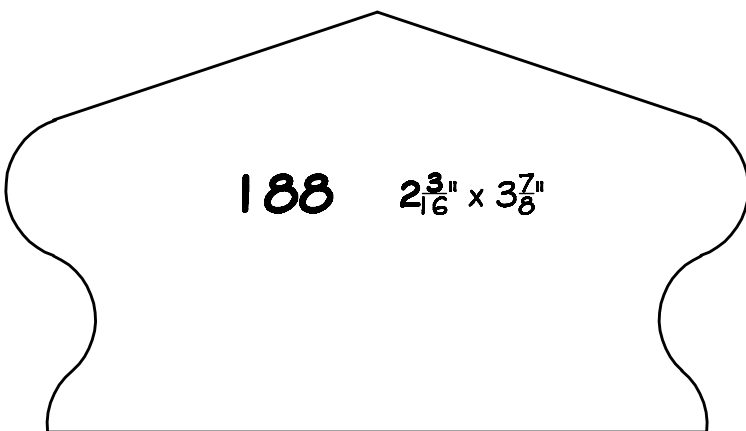
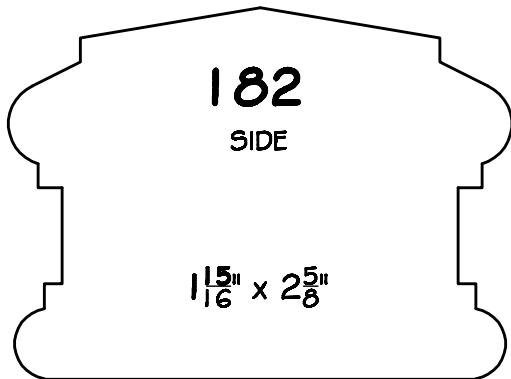
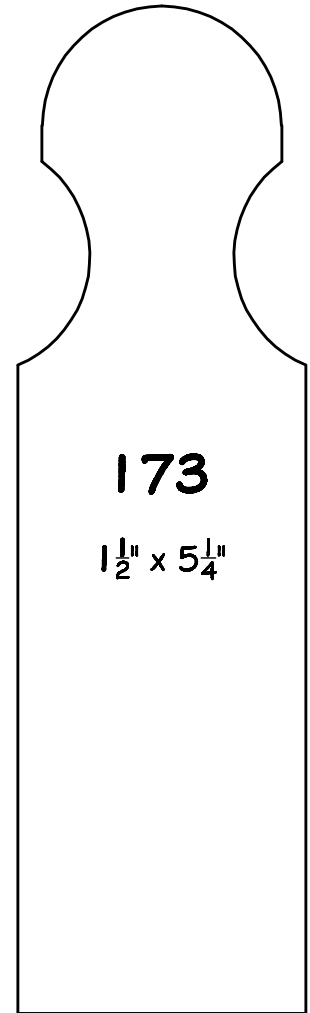
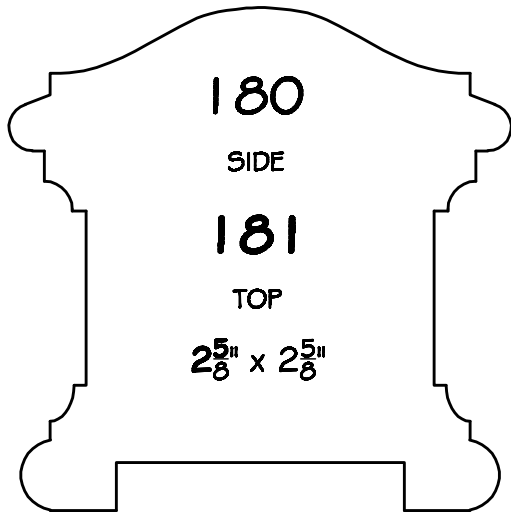
# HANDRAILS



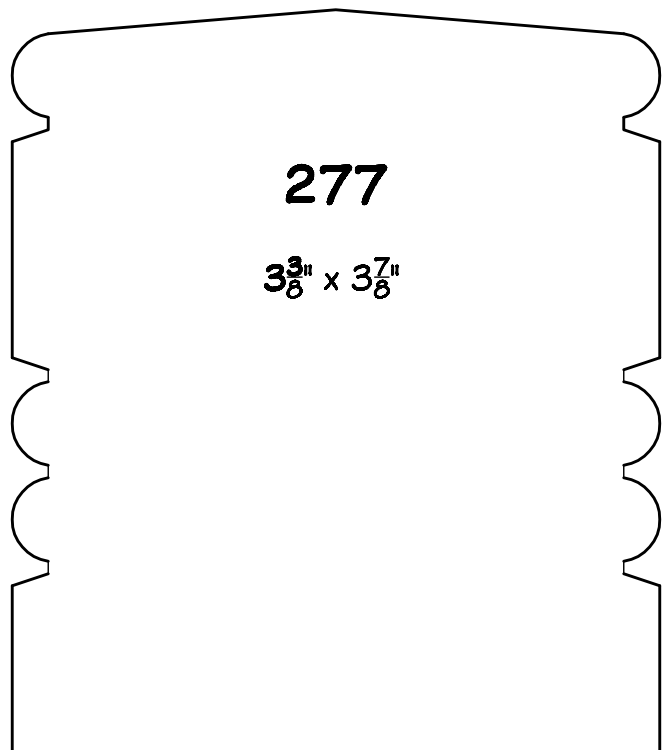
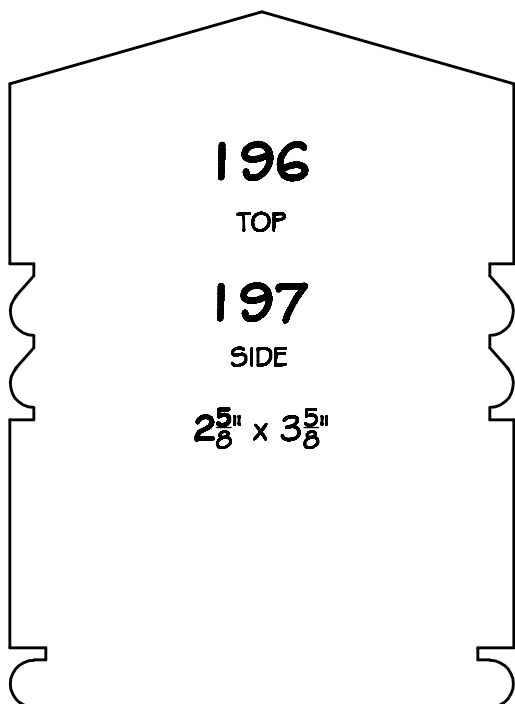
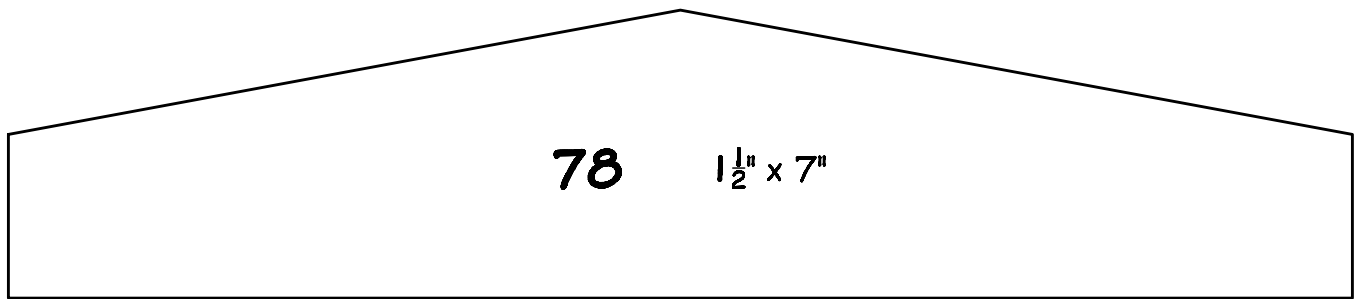
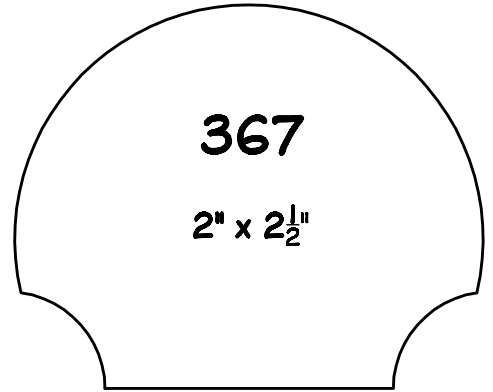
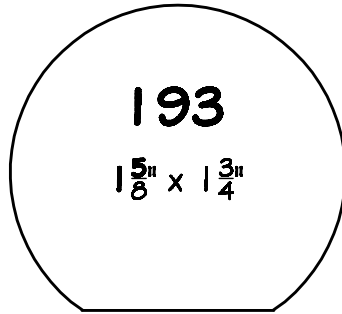
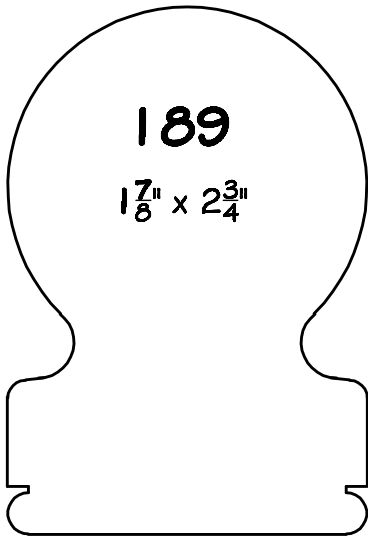
# HANDRAILS



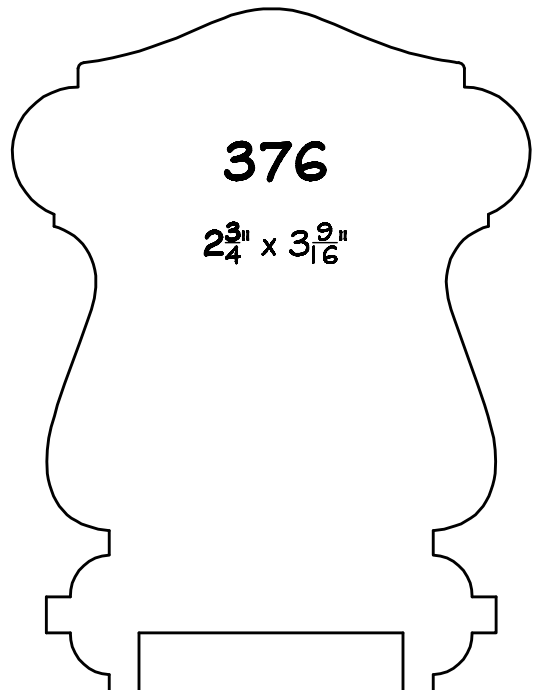
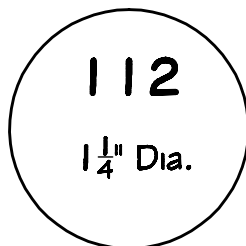
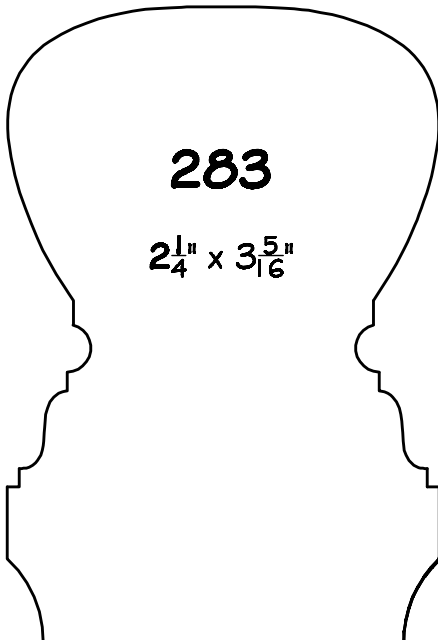
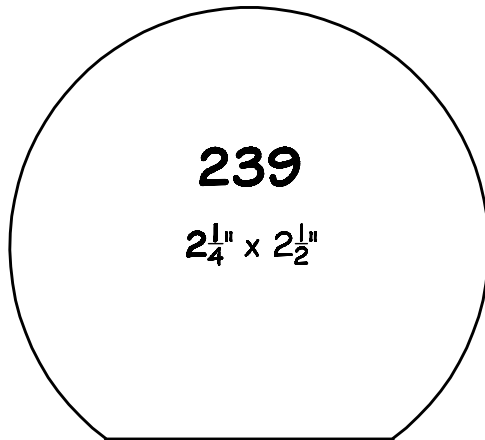
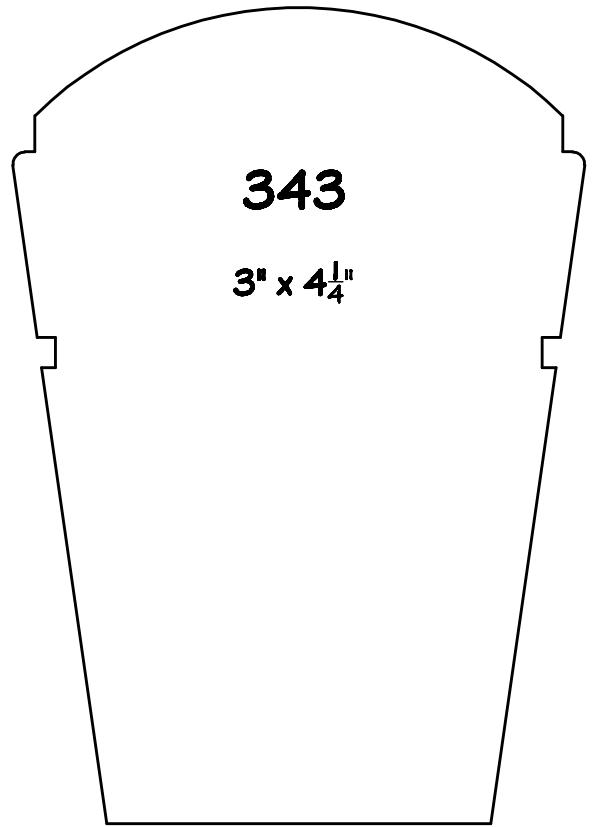
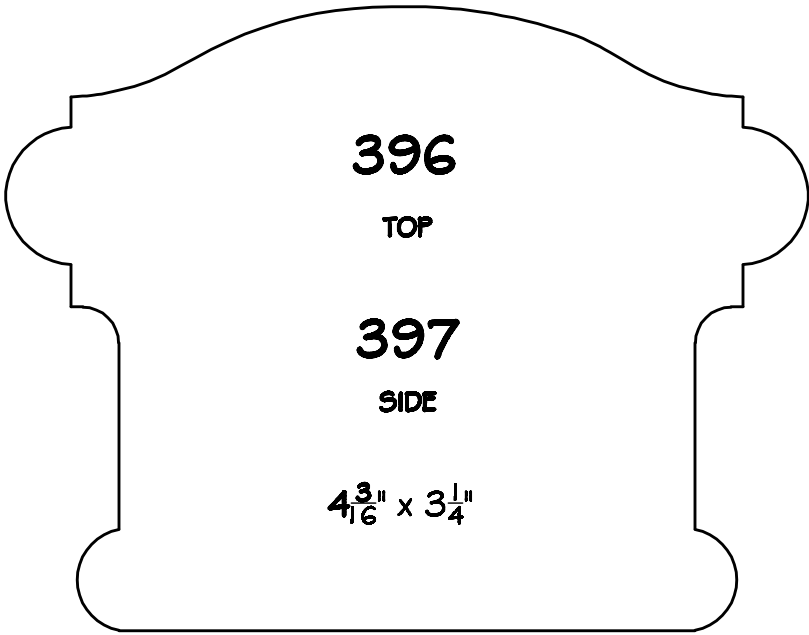
# HANDRAILS



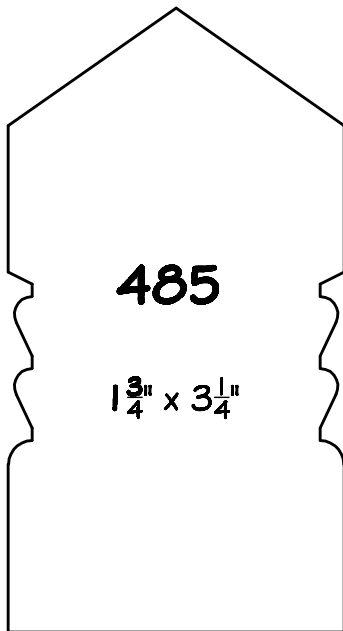
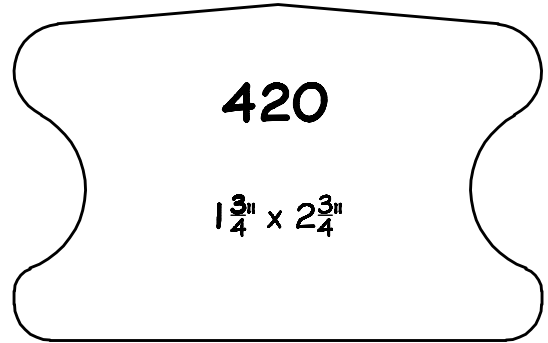
# HANDRAILS



# HANDRAILS

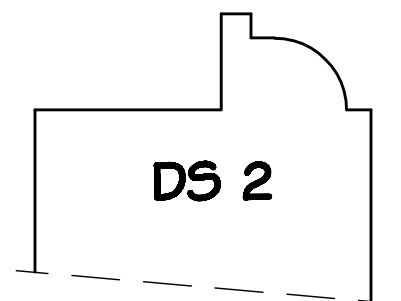
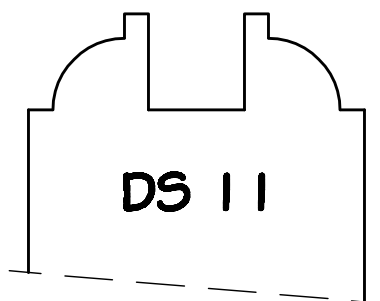
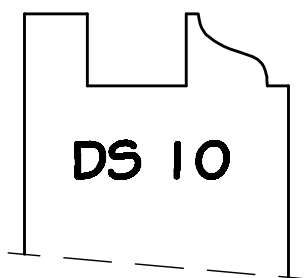
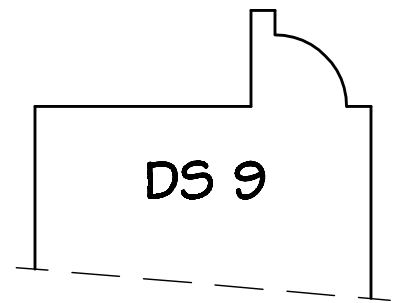
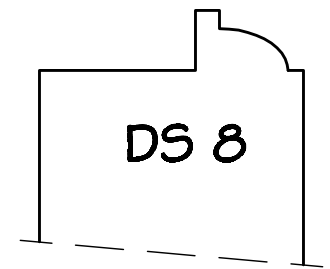
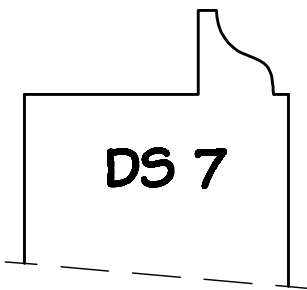
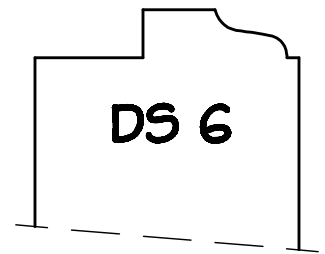
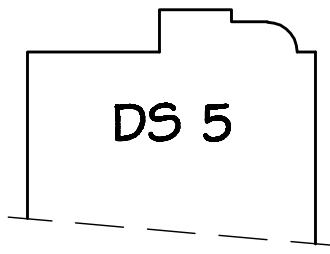
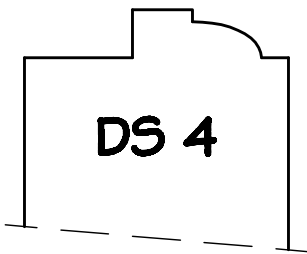
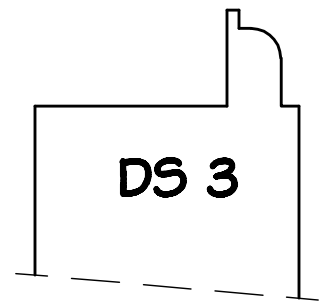
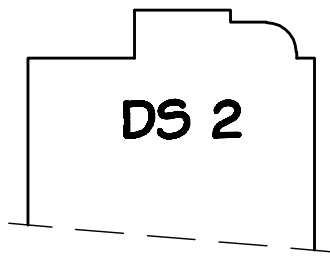
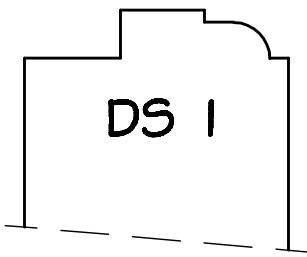


# HANDRAILS

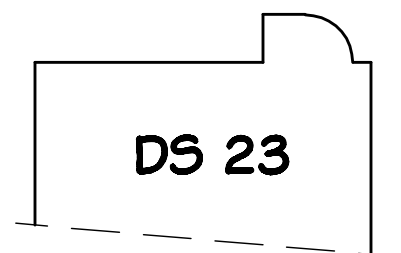
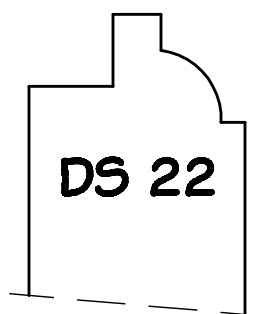
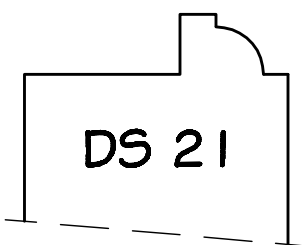
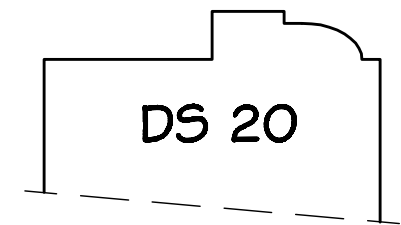
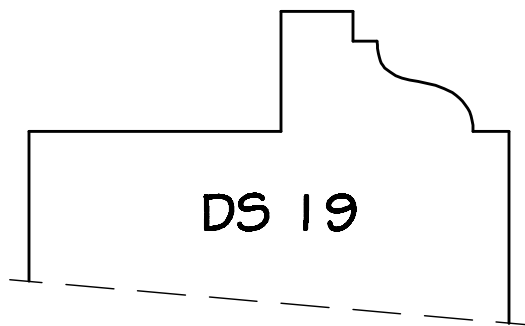
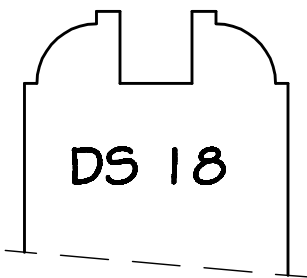
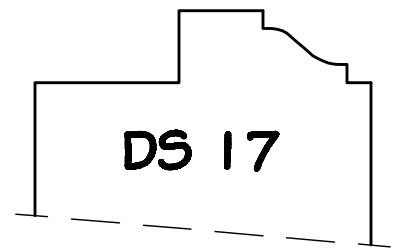
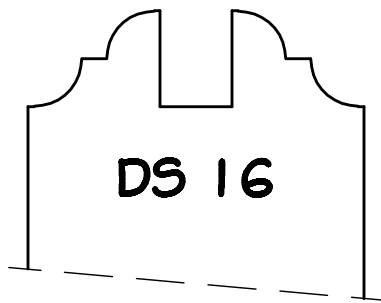
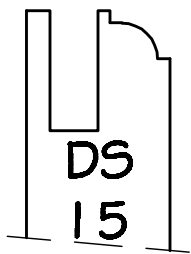
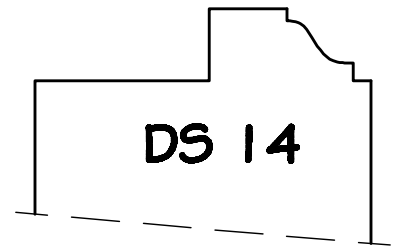
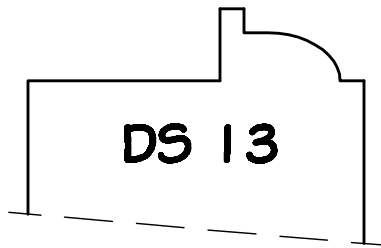
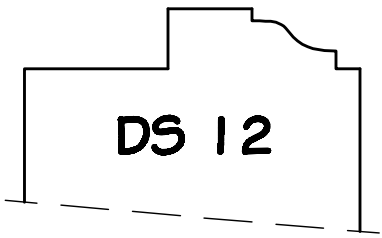




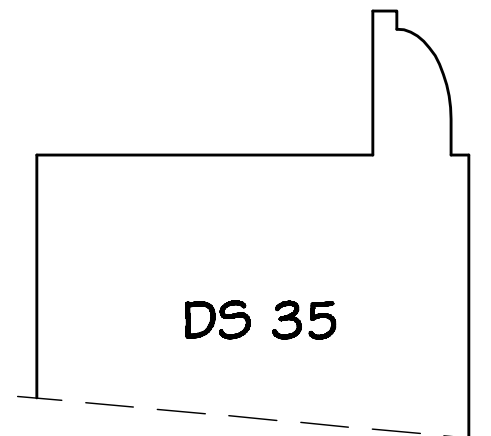
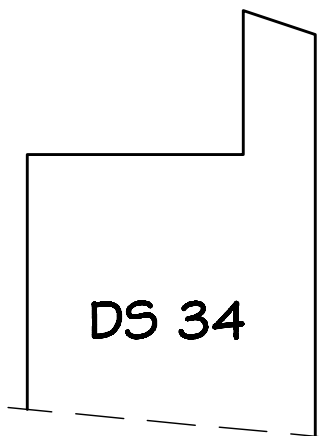
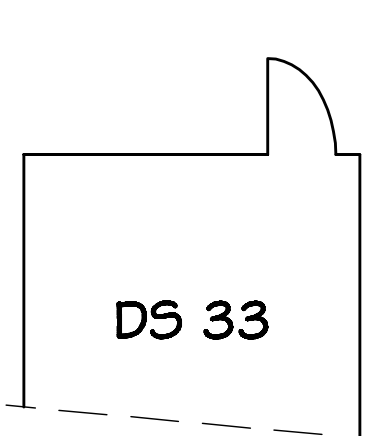
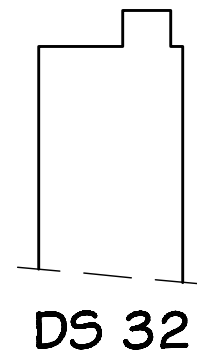
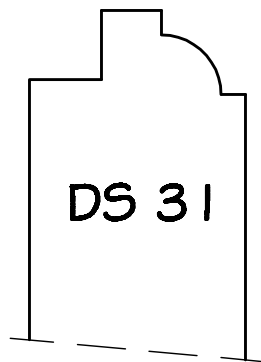
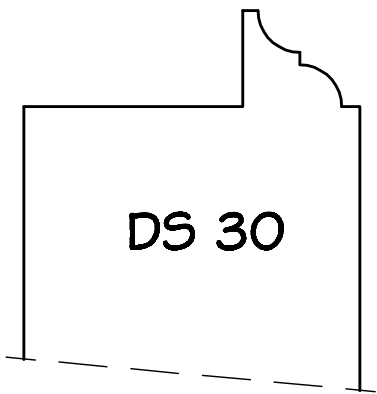
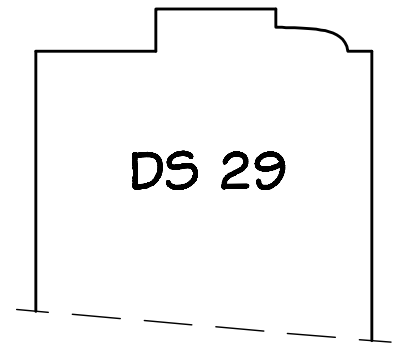
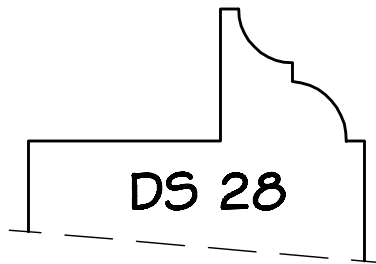
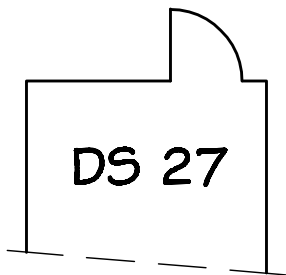
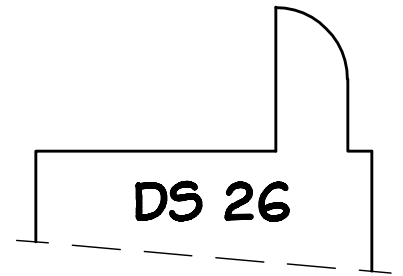
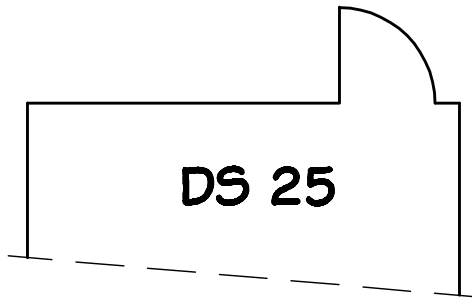
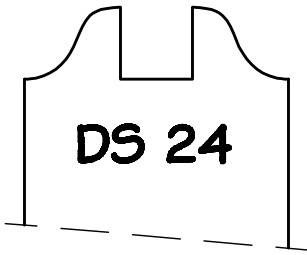
# DOOR & SASH PROFILES




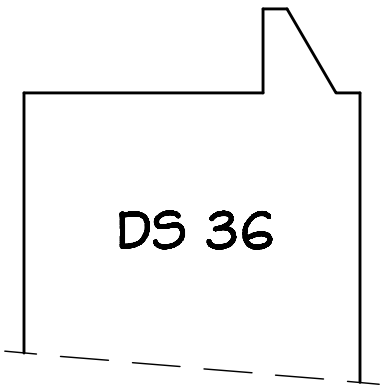
# DOOR & SASH PROFILES



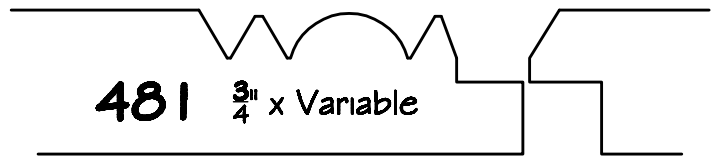
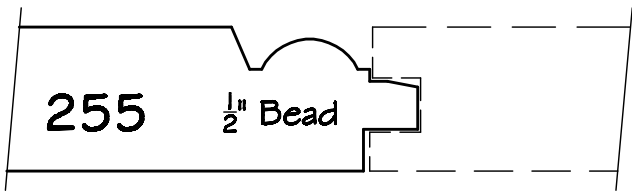
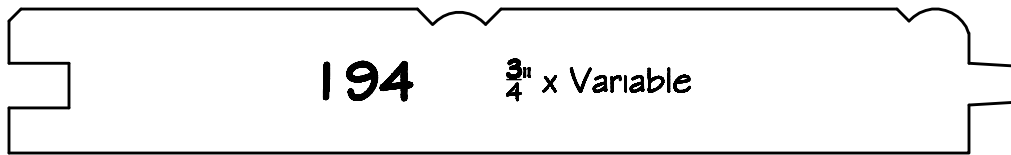
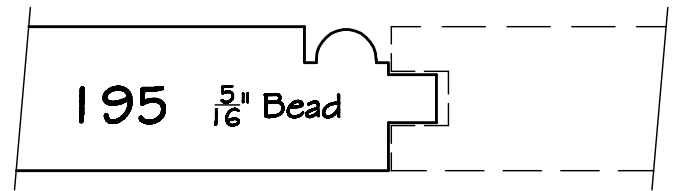
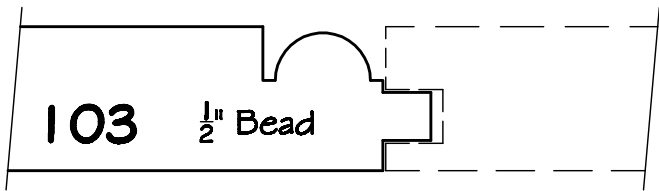
# DOOR & SASH PROFILES



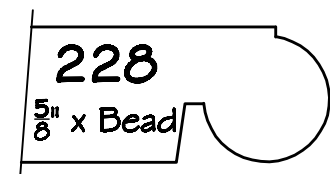
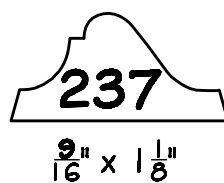
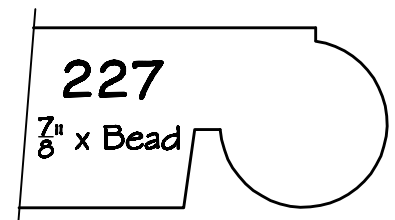
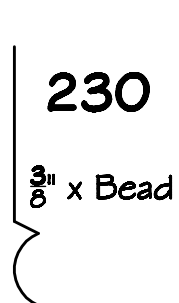
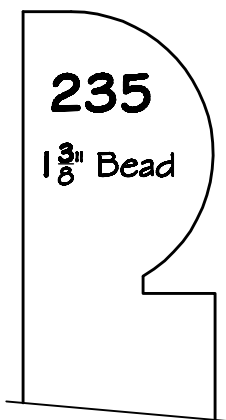
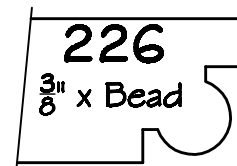
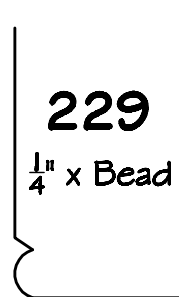
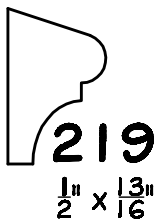
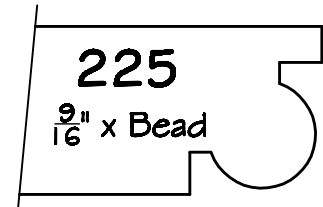
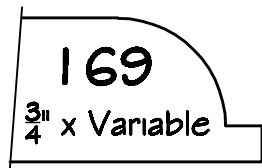
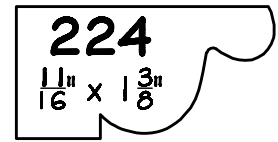
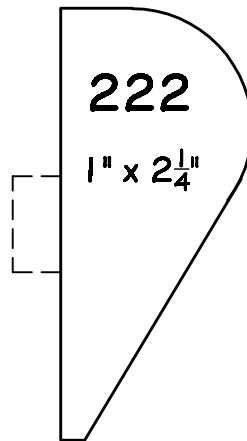
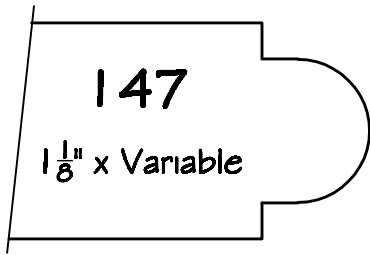
# DOOR & SASH PROFILES



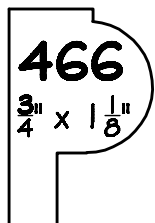
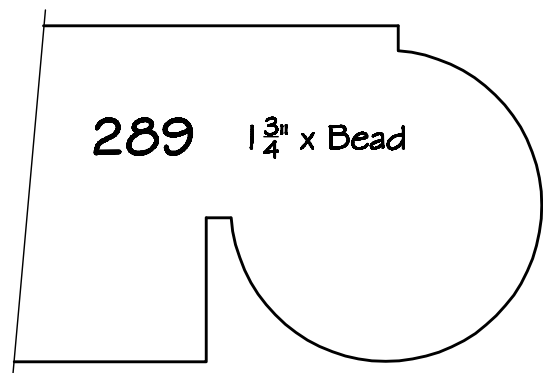
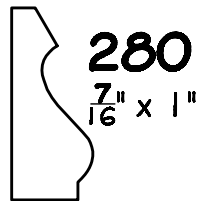
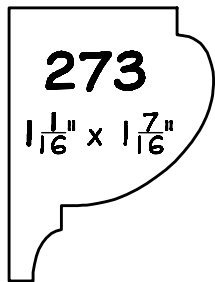
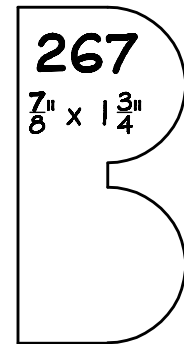
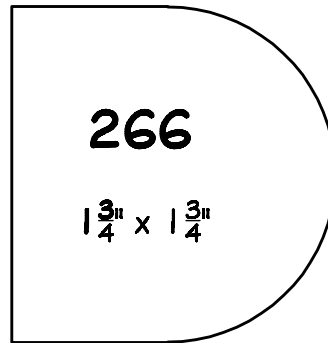
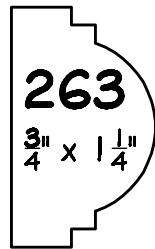
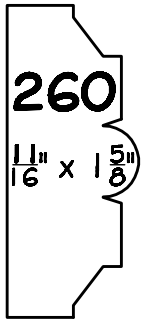
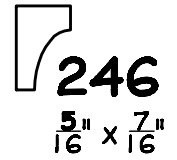
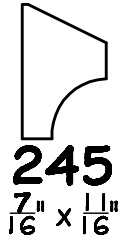
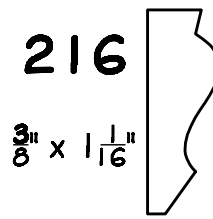
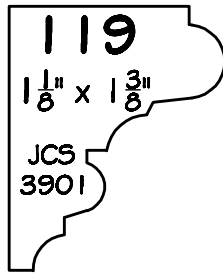
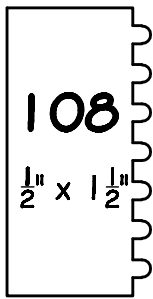
# TONGUE & GROOVE



# BEADS & EDGE MOULDING



# BEADS & EDGE MOULDING



<b>Moulder Knives</b>			
<b># CUTTER</b>	<b>DESCRIPTION</b>	<b>PAGE #</b>	<b>TEMPLATE</b>
1	3-1/4" CUSTOM FLUTED CASING	C-1	Y
2	D753, BEADED CSG - INSIDE RADIUS	C-1	Y
3	D753, BEADED CSG - OUTSIDE RADIUS	C-1	Y
4	D377, 3-1/2" BEADED CASING	C-1	Y
5	WM445, 3-1/4" CASING	C-1	Y
6	WM361W, 3-1/2" FE CASING	C-1	Y
7	WEB 154 CASING	C-1	Y
8	D361M, 3-1/2" FE CASING	C-1	Y
9	3-1/2" CUSTOM REEDED CASING	C-1	Y
10	D331M, 3-1/2" FE CASING	C-1	Y
11	PEACHTREE 3-1/2" CASING	C-2	Y
12	MORGAN A161 CASING	C-2	Y
13	ADAMS CGM31F CASING	C-2	Y
14	D379, 3-5/8" CASING	C-2	Y
15	ATLANTA #____, 3-1/2" CASING	C-2	Y
16	3/4" X 3-1/4" FE CUSTOM CASING	C-2	Y
17	3/4" X 3-1/2" CUSTOM COLONIAL CSG (EGS)	C-2	Y
18	4" CUSTOM CASING	C-2	Y
19	3" POPLAR CSG (STONEBRIDGE)	C-2	Y
20	BEADED CASING	C-2	Y
21	D371, 2-1/2" BEADED CASING	C-3	Y
22	1-3/4" CUSTOM BACK BAND	D-1	Y
23	D361, 2-1/2" FE CASING	C-3	Y
24	2" CUSTOM BACK BAND	D-1	Y
25	1" BACK BAND MOULDING	D-1	Y
26	1-7/8" BACK BAND MOULDING	D-1	Y
27	CUSTOM BACK BAND	D-1	Y
28	CUSTOM EDGE BAND	L-2	Y
29	2-3/4" CUSTOM CASING	C-3	Y
30	2-13/16" CUSTOM CASING	C-3	Y
31	D297 CHAIR RAIL	B-1	Y
32	JCS1501 BASE CAP	A-3	Y
33	2-1/4" CROWN MOULDING	E-8	N
34	CUSTOM BED MOULDING	E-5	Y
35	THRESHOLD CUTTER, 1/4" SLOPE IN 4-1/2"	F-1	N
36	4-1/2" CUSTOM CASING	C-4	Y
37	4-5/8" CUSTOM BED MOULDING	E-3	Y
38	D49, 3-5/8" CROWN	E-1	Y
39	D47, 4-5/8" CROWN	E-1	Y
40	4-5/16" CUSTOM CASING	C-4	Y
41	5-1/2" CUSTOM CASING	C-4	Y
42	JSC 1642 CASING	C-4	Y
43	JSC 1611 CASING	C-3	Y
44	7/8" X 2" BASE CAP	A-1	Y
45	2-3/16" COVE MOULDING	E-5	Y
46	D366, 2-1/4" FE CASING	C-3	Y



# CUTTER	DESCRIPTION	PAGE #	TEMPLATE
47	1-3/4" CHAIR RAIL	B-2	Y
48	D376, 2-1/4" COLONIAL CASING	C-3	Y
49	2-1/4" CUSTOM CASING	C-3	Y
50	D327, 2-1/4" RANCH CASING	C-3	Y
51	1-3/8" BACK BAND/FRAME MLDG	D-1	Y
52	D180 BRICK MOULDING	C-3	Y
53	1" BACK BAND/FRAME MLDG	D-1	Y
54	1-3/8" BACK BAND MOULDING	D-1	Y
55	1-1/2" BACK BAND MOULDING	D-1	Y
56	7/8" FRAME MLDG	D-1	Y
57	1-1/2" PICTURE FRAME/WAINSCOAT MLDG	D-1	Y
58	CUSTOM BASE CAP	A-2	Y
59	1-3/8" BACK BAND MOULDING	D-1	Y
60	ROHRERSTOWN PLATE RAIL	E-5	Y
61	D53 2-5/8" CROWN MLDG	E-1	Y
62	3-9/16" CUSTOM CROWN MOULDING	E-1	Y
63	2-7/8" COVE MOULDING	E-5	Y
64	3-3/4" CUSTOM CROWN MOULDING	E-2	Y
65	4" CUSTOM CASING	C-5	Y
66	3-1/4" CUSTOM CASING	C-5	Y
67	3-3/4" CUSTOM CASING	C-5	Y
68	4" CUSTOM CASING	C-5	Y
69	3-1/2" CUSTOM CASING	C-5	Y
70	3" CUSTOM BASE CAP	A-1	Y
71	6-5/8" 3 PC CUSTOM CROWN MOULDING	E-3	Y
72	4" CUSTOM CASING	C-5	Y
73	7-3/4" CUSTOM BASE (SEE CAP KNIFE #58)	A-2	Y
74	4" CUSTOM CHAIR RAIL	B-1	Y
75	5-1/4" CUSTOM CASING	C-4	Y
76	BAR RAIL	F-1	Y
77	4-3/4" CUSTOM CASING (2 PIECE)	C-9	Y
78	7" BEVEL TOP HANDRAIL	G-4	Y
79	4-5/8" CUSTOM CROWN MOULDING	E-1	Y
80	AWI 2661 CROWN MOULDING	E-2	Y
81	D-45 5-1/4" CROWN MOULDING	E-1	Y
82	AWI 2361 CROWN MOULDING	E-2	Y
83	CUSTOM OG BASE	A-1	Y
84	6" RANCH BASE	A-1	Y
85	4-1/2" CUSTOM CROWN MLD'G.	E-2	Y
86	6-5/8" 3 PC CUSTOM CROWN MOULDING	E-3	Y
87	5" CUSTOM CROWN MLDG - CONTEMP. DESIGN	E-4	Y
88	5-1/8" CUSTOM CROWN MLDG - CONTEMP. DESIGN	E-4	Y
89	CUSTOM BASE	A-1	Y
90	3-3/4" CUSTOM CASING	C-5	Y
91	5-7/8" CUSTOM BED MLD'G	E-4	N
92	4-3/8" CUSTOM CASING	C-6	Y
93	5-1/2" CUSTOM CASING	C-6	Y
94	4" CUSTOM CHAIR RAIL	B-1	Y

# CUTTER	DESCRIPTION	PAGE #	TEMPLATE
95	4-1/4" CUSTOM CASING	C-6	Y
96	4-1/4" CUSTOM CASING	C-6	Y
97	4-1/4" CUSTOM CHAIR RAIL / MULLION	B-1	Y
98	4-1/4" CUSTOM CHAIR RAIL / MULLION	B-1	Y
99	4" CUSTOM CROWN MLDG	E-2	Y
100	6" STRAIGHT KNIFE		N
101	4-1/4" CUSTOM CASING	C-7	Y
102	3-1/2" CUSTOM CASING	C-9	N
103	BEADED TONGUE & GROOVE	J-1	N
104	1-5/8" CUSTOM BACK BAND	D-1	Y
105	1-3/4" BASE CAP	A-2	Y
106	4-5/8" CUSTOM CASING	C-6	Y
107	1-1/8" CUSTOM BACK BAND - GREYSTONE	D-2	Y
108	1-1/2" REED MOULDING	L-2	Y
109	2-1/8" CUSTOM BASE CAP	A-1	Y
110	2-3/4" CUSTOM CASING	C-5	Y
111	2-5/8" CUSTOM CROWN MOULDING	E-1	Y
112	1-1/4" DIA. FULL ROUND	G-5	Y
113	2-7/16" BASE CAP	A-2	Y
114	3-1/2" CUSTOM CHAIR RAIL	B-1	Y
115	1-3/4" CUSTOM BACK BAND	D-2	Y
116	CUSTOM BASE MOULDING	A-2	Y
117	1-1/4" CROWN MOULDING	E-1	Y
118	3" CUSTOM CASING	C-5	Y
119	1-3/8" JC3901	L-2	Y
120	3-3/8" CUSTOM CROWN MOULDING	E-2	Y
121	3" CUSTOM CHAIR RAIL	B-1	Y
122	1-3/4" BASE CAP	A-2	Y
123	2-1/4" CUSTOM CASING	C-5	Y
124	2-5/8" RANCH CASING	C-5	Y
125	2-1/16" BASE CAP	A-2	Y
126	CUSTOM BASE MOULDING	A-2	Y
127	CUSTOM CASING	C-5	Y
128	CUSTOM BACK BAND	D-1	Y
129	1-5/8" CROWN MOULDING	E-1	Y
130	2" BASE CAP	A-2	Y
131	OG BASE MOULDING	A-3	Y
132	BASE MOULDING	A-3	Y
133	2-3/16" BASE BAND	D-2	Y
134	1-1/2" BASE CAP	A-3	Y
135	15/16" CUSTOM BACK BAND	D-2	Y
136	2-1/2" CUSTOM CHAIR RAIL	B-2	N
137	1-1/8" BACK BAND	D-2	N
138	3-1/2" CUSTOM HANDRAIL	G-1	Y
139	3" CUSTOM CHAIR RAIL	B-2	Y
140	2-13/16" CUSTOM CHAIR RAIL	B-2	Y
141	C6719 BENDING RAIL MOLD	G-1	Y
142	C6010 BENDING RAIL MOLD	G-1	N

# CUTTER	DESCRIPTION	PAGE #	TEMPLATE
143	CUSTOM CASING	C-11	Y
144	1-1/4" BACK BAND	D-2	Y
145	1-1/4" BACK BAND	D-2	Y
146	1-3/16" BED MOULDING	E-5	Y
147	BULLNOSE EDGE	L-1	Y
148	BASE MOULDING	A-3	Y
149	BASE CAP	A-3	Y
150	CUSTOM CASING	C-10	Y
151	1-3/8" BACK BAND	D-2	Y
152	3" CHAIR RAIL	B-2	Y
153	BASE CAP	A-3	Y
154	CUSTOM CASING	C-10	Y
155	1-1/4" BACK BAND	D-2	Y
156	1-1/8" BACK BAND	D-2	Y
157	1-5/8" CROWN MOULDING	E-5	Y
158	BASE MOULDING	A-3	Y
159	BASE MOULDING	A-3	Y
160	3-1/2" CUSTOM CASING	C-11	Y
161	1-7/16" BASE CAP	A-3	Y
162	CUSTOM HANDRAIL - TOP	G-1	Y
163	CUSTOM HANDRAIL - SIDE	G-1	Y
164	1-1/8" BASE CAP	A-3	Y
165	3-3/16" BED MOULDING	E-7	Y
166	3-3/16" BED MOULDING	E-7	Y
167	2" COVE MOULDING	E-7	Y
168	1-1/4" BACK BAND	D-2	Y
169	3/4" BEAD MOULDING	L-1	Y
170	2-5/8" CUSTOM CASING	C-11	Y
171	MA 97 FJ CASING	C-11	Y
172	2-3/4" CUSTOM CASING	C-11	Y
173	1-1/2" CUSTOM HANDRAIL	G-3	Y
174	1-1/2" COVE MOULDING	E-5	Y
175	JCS 1554 BASE MOULDING	A-4	Y
176	COFFMAN C6210 HANDRAIL	G-3	Y
177	1-1/4" BACK BAND	D-2	Y
178	BASE MOULDING	A-4	Y
179	2-7/8" CUSTOM CASING	C-11	Y
180	HAND RAIL (SIDE)	G-3	Y
181	HAND RAIL (TOP)	G-3	Y
182	BOTTOM RAIL (SIDE)	G-3	Y
183	BOTTOM RAIL (TOP)		
184	GERMAN SIDING	F-2	Y
185	BASE CAP	A-4	Y
186	CUSTOM BASE	A-4	Y
187	D75 1 5/8" BED MOULDING	E-5	Y
188	CUSTOM HANDRAIL	G-3	Y
189	CUSTOM HANDRAIL	G-4	Y
190	1 1/2" BACK BAND	D-3	Y

# CUTTER	DESCRIPTION	PAGE #	TEMPLATE
191	CUSTOM CHAIR RAIL	B-3	Y
192	2 3/4" CUSTOM CASING	C-11	Y
193	1 3/4" HAND RAIL	G-4	Y
194	BEADED TONGUE & GROOVE	J-1	Y
195	BEADED TONGUE & GROOVE	J-1	Y
196	HANDRAIL (TOP)	G-4	Y
197	HANDRAIL (SIDE)	G-4	Y
198	3 1/2" CUSTOM CASING	C-11	Y
199	D623 BASE	A-4	Y
200	3-1/2" CUSTOM CASING	C-11	Y
201	2-3/4" CUSTOM CASING	C-13	Y
202	D163 BASE	A-4	Y
203	3-1/2" CUSTOM CASING	C-13	Y
204	97M CASING	C-13	Y
205	3-1/2" CUSTOM CASING	C-13	Y
206	2-1/4" CUSTOM CASING	C-13	Y
207	2-5/8" CUSTOM CASING	C-13	Y
208	3-5/8" CUSTOM CASING	C-13	Y
209	3-1/2" CUSTOM CASING	C-13	Y
210	1-5/8" BACKBAND	D-3	Y
211	1" BACKBAND	D-3	Y
212	1-13/16" BASE CAP	A-4	Y
213	1-3/8" BASE CAP	A-4	Y
214	1-11/16" BACKBAND	D-3	Y
215	3-1/2" CROWN MOULDING	E-5	Y
216	1-1/16" PANEL MOULDING	L-2	Y
217	1-3/4" BASE CAP (WM-217)	A-4	Y
218	1-11/16" CROWN MOULDING	E-5	Y
219	13/16" EDGE MOULDING	L-1	Y
220	BASE MOULDING	A-4	Y
221	CUSTOM CROWN MOULDING	E-5	Y
222	2-1/4" EDGE BAND	L-1	Y
223	1/2" TONGUE FOR #222	L-1	Y
224	PANEL MOULDING	L-1	Y
225	9/16" BEAD	L-1	Y
226	3/8" BEAD	L-1	Y
227	7/8" BEAD	L-1	Y
228	5/8" BEAD	L-1	Y
229	1/4" BEAD	L-1	Y
230	3/8" BEAD	L-1	Y
231	1-5/8" BASE CAP	A-5	Y
232	2" BASE CAP	A-5	Y
233	1-1/4" BACK BAND	D-3	Y
234	2-5/8" CUSTOM CASING	C-13	Y
235	1-3/8" BEAD	L-1	Y
236	1-15/16" BASE CAP	A-5	Y
237	1-1/8" PANEL MOULDING (WM183)	L-1	Y
238	1/2" STOP MOULDING (WM147)	L-2	Y

# CUTTER	DESCRIPTION	PAGE #	TEMPLATE
239	2-1/2" DIA HANDRAIL	G-5	Y
240	BASE MOULDING	A-5	Y
241	2-3/4" BED MOULDING	E-9	Y
242	REEDED CASING	C-13	Y
243	1-1/8" BACK BAND	D-3	Y
244	2-1/2" CHAIR RAIL	B-3	Y
245	11/16" COVE MOULDINGS	L-2	Y
246	7/16" COVE MOULDING	L-2	Y
247	1-5/8" BACK BAND MOULDING	D-3	Y
248	3-5/16" CROWN MOULDING	E-11	Y
249	BASE MOULDING	A-5	Y
250	BASE CAP	A-5	Y
251	BASE CAP	A-5	Y
252	BASE MOULDING	A-5	Y
253	BASE CAP	A-5	Y
254	BACKBAND	D-3	Y
255	BEADED TONGUE & GROOVE	J-1	Y
256	2" CHAIR RAIL MOULDING	B-3	Y
257	CHAIR RAIL BACKER	B-3	Y
258	2-1/2" CASING (WM351)	C-15	Y
259	BASE MOULDING	A-5	Y
260	1-5/8" CAP MOULDING	L-2	Y
261	3-1/2" CASING	C-15	Y
262	3-1/2" CASING	C-15	Y
263	1-1/4" EDGE MOULDING	L-2	Y
264	2-3/8" CASING	C-15	Y
265	1-1/2" BACK BAND	D-3	Y
266	1-3/4" BULLNOSE	L-2	Y
267	1-3/4" EDGE MOULDING	L-2	Y
268	2-3/4" CASING	C-15	Y
269	3-1/2" CASING	C-15	Y
270	1-7/8" BASE CAP	A-5	Y
271	1-3/4" BACK BAND	D-3	Y
272	BASE MOULDING	A-4	Y
273	1-7/16" EDGE MOULDING	L-2	Y
274	1-3/4" CHAIR RAIL	B-3	Y
275	3-1/8" CASING	C-15	Y
276	C6010 HANDRAIL	G-1	Y
277	3-7/8" HANDRAIL	G-4	Y
278	3" CASING	C-15	Y
279	3-1/8" CROWN MOULDING	E-13	Y
280	PANEL MOULDING	L-2	Y
281	BASE MOULDING	A-6	Y
282	2-5/8" CROWN MOULDING	E-13	Y
283	3-5/16" HANDRAIL	G-5	Y
284	2-3/8" BASE CAP	A-6	Y
285	1-5/8" BACK BAND	D-3	Y
286	2-1/4" CROWN MOULDING	E-13	Y

# CUTTER	DESCRIPTION	PAGE #	TEMPLATE
287	2-3/8" CASING	C-15	Y
288	2-3/4" CHAIR RAIL	B-2	Y
289	1-5/8" BEAD	L-2	Y
290	3" CHAIR RAIL	B-4	Y
291	1-3/16" CROWN MOULDING	E-14	Y
292	BASE MOULDING	A-6	Y
293	BASE MOULDING	A-6	Y
294	1-3/8" BACK BAND	D-3	Y
295	3-1/2" CASING	C-15	Y
296	2" CASING	C-15	Y
297	BASE MOULDING	A-6	Y
298	1-1/16" BACK BAND	D-4	Y
299	BASE MOULDING	A-6	Y
300	BASE CAP	A-6	Y
301	BASE MOULDING	A-6	Y
302	BASE CAP	A-6	Y
303	BACK BAND	D-4	Y
304	4-1/4" CUSTOM CASING	C-8	Y
305	4-1/4" CUSTOM CASING	C-8	Y
306	4-1/4" CUSTOM CASING	C-8	Y
307	4-1/4" CUSTOM CASING	C-7	Y
308	4-1/2" JCS 1646 CASING	C-7	Y
309	5" CUSTOM CROWN MLDG	E-4	Y
310	5" CUSTOM CROWN MLDG	E-3	Y
311	5-1/8" CUSTOM CROWN MLDG	E-4	Y
312	4-3/8" CUSTOM CASING	C-7	Y
313	4-13/16" CUSTOM CASING	C-8	Y
314	3-1/4" CUSTOM CASING	C-8	Y
315	4-1/4" CUSTOM CASING	C-7	Y
316	5" BED MOULDING	E-3	Y
317	7-1/2" CUSTOM CROWN MOULDING	E-6	Y
318	4" CUSTOM CASING	C-9	Y
319	JCS 3221 HANDRAIL	G-1	Y
320	4-1/2" CUSTOM HANDRAIL	G-2	Y
321	3-1/2" CUSTOM BOTTOM RAIL	G-2	Y
322	6-3/8" CUSTOM CROWN MOULDING	E-6	N
323	4-3/4" CUSTOM HANDRAIL	G-2	N
324	3-13/16" CUSTOM CASING	C-9	Y
325	D390M CHAIR RAIL	B-2	Y
326	CUSTOM CASING	C-12	Y
327	3-3/4" CUSTOM CASING	C-10	Y
328	PLINTH BLOCK	C-10	Y
329	3-1/4" CUSTOM CASING	C-11	Y
330	4-3/4" REEDED CASING	C-12	Y
331	3-7/8" CUSTOM CHAIR RAIL	B-2	Y
332	JCS 1671 CASING	C-12	Y
333	4" CUSTOM CASING	C-12	Y
334	3 3/8" CUSTOM CHAIR RAIL	B-3	Y

# CUTTER	DESCRIPTION	PAGE #	TEMPLATE
335	4 7/8" CUSTOM CHAIR RAIL	B-3	Y
336	3" BASE CAP	A-4	Y
337	4 7/8" REED CASING	C-10	Y
338	3-9/16" CUSTOM CHAIR RAIL	B-3	Y
339	5-5/16" BED MOULDING	E-7	Y
340	3-7/8" COVE MOULDING	E-8	Y
341	4-11/16" CROWN MOULDING	E-8	Y
342	4" CUSTOM CASING	C-14	Y
343	3" HANDRAIL	G-5	Y
344	5-3/16" CUSTOM CROWN MOULDING	E-6	Y
345	4-7/16" BAR RAIL	F-1	Y
346	5-1/8" CUSTOM CHAIR RAIL	B-2	Y
347	5-9/16" CROWN MOULDING	E-6	Y
348	12-1/4" CROWN MOULDING	E-7	Y
349	12-1/4"	E-7	Y
350	6-7/8" CROWN MOULDING	E-8	Y
351	7-3/4" CROWN MOULDING #1	E-9	Y
352	7-3/4" CROWN MOULDING #2	E-9	Y
353	4" CROWN MOULDING	E-8	Y
354	5-5/16" CROWN MOULDING	E-9	Y
355	4-1/2" CROWN MOULDING	E-9	Y
356	6" COVE MOULDING	E-10	Y
357	4-5/8" COVE MOULDING	E-10	Y
358	5" CROWN MOULDING	E-9	Y
359	3-1/2" CROWN MOULDING	E-9	Y
360	4" CROWN MOULDING	E-10	Y
361	4-1/4" CROWN MOULDING	E-10	Y
362	5-3/16" CROWN MOULDING	E-11	Y
363	4-5/16" CROWN MOULDING	E-11	Y
364	4-11/16" CROWN MOULDING	E-11	Y
365	BASE MOULDING	A-5	Y
366	4-3/8" CROWN MOULDING	E-11	Y
367	2-3/8" HANDRAIL	G-4	Y
368	4-7/8" CROWN MOULDING	E-10	Y
369	5-1/2" CROWN MOULDING	E-11	Y
370	4-1/4" CASING (5010M)	C-14	Y
371	4-1/4" CASING (2 PC) (5010M)	C-14	Y
372	5-3/4" CROWN MOULDING	E-12	Y
373	3-3/4" CROWN MOULDING	E-12	Y
374	2-7/16" CROWN MOULDING	E-12	Y
375	3-7/8" CASING	C-14	Y
376	3-9/16" HANDRAIL	G-5	Y
377	3-1/4" CASING	C-14	Y
378	2-1/8" CHAIR RAIL	B-3	Y
379	6" CROWN MOULDING	E-12	Y
380	3" CROWN MOULDING	E-12	Y
381	5" CROWN MOULDING	E-12	Y
382	4-1/2" BASE MOULDING	A-6	Y

# CUTTER	DESCRIPTION	PAGE #	TEMPLATE
383	4-3/16" CROWN MOULDING	E-12	Y
384	3-3/4" CASING	C-14	Y
385	5-1/16" CROWN MOULDING	E-12	Y
386	4-1/2" BASE	A-6	Y
387	4-3/4" CROWN MOULDING	E-8	Y
388	5-1/2" CASING	C-9	Y
389	6-3/4" BASE MOULDING	A-1	Y
390	5-3/4" CROWN MOULDING	E-13	Y
391	2-3/8" CHAIR RAIL	B-3	Y
392	4" CROWN MOULDING	E-13	Y
393	5-7/16" CROWN MOULDING	E-13	Y
394	2" CROWN MOULDING	E-13	Y
395	5-1/4" CROWN MOULDING	E-14	Y
396	HANDRAIL TOP	G-5	Y
397	HANDRAIL SIDE	G-5	Y
398	8-1/2" COVE MOULDING	E-14	Y
399	4-1/8" CROWN MOULDING	E-14	Y
400	2" CHAIR RAIL	B-4	Y
401	4-1/2" CASING	C-12	Y
402	4-11/16" PLINTH BLOCK	C-12	Y
403	3-15/16" COVE & MOULDING	E-14	Y
404	3-5/8" CHAIR RAIL	B-4	Y
405	5-5/16" CROWN MOULDING	E-14	Y
406	6" CHAIR RAIL	B-4	Y
407	3-5/8" CASING	C-14	Y
408	4-1/2" CASING	C-6	Y
409	3-7/8" CROWN MOULDING	E-8	Y
410	3-5/8" CROWN MOULDING	E-14	Y
411	5-3/4" CHAIR RAIL	B-4	Y
412	5-1/2" CASING	C-16	Y
413	3-11/16" CASING JELD WEN	C-16	Y
414	6710 HANDRAIL	G-6	Y
415	JCS 2609 PICTURE RAIL	F-2	Y
416	5-3/16" CROWN MOULDING	E-15	Y
417	5-1/16" CROWN MOULDING	E-15	Y
418	4-1/8" CROWN MOULDING	E-15	Y
419	10-3/4" MANTLE MOULDING	F-2	Y
420	2-3/4" HANDRAIL	G-6	Y
421	1-7/8" BASE CAP	A-7	Y
422	4-3/4" CASING	C-16	Y
423	8-1/8" CROWN MOULDING KNIFE #1	E-16	Y
424	8-1/8" CROWN MOULDING KNIFE #1	E-16	Y
425	BASE MOULDING	A-8	Y
426	4" CASING	C-16	Y
427	3-5/8" CASING	C-16	Y
428	4-1/2" CASING	C-16	Y
429	BASE MOULDING	A-8	Y
430	3-3/4" CASING	C-17	Y

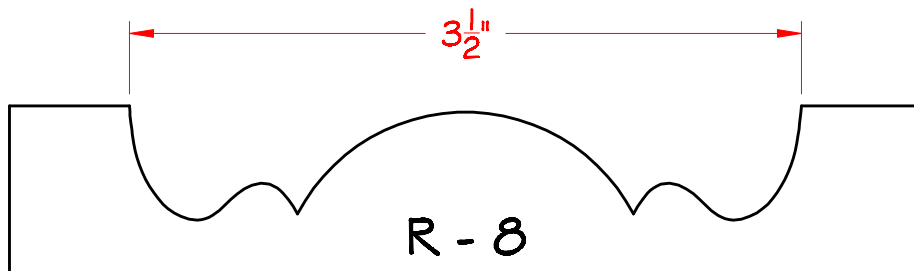
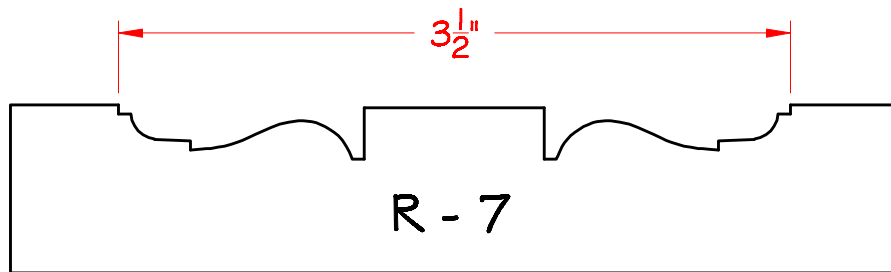
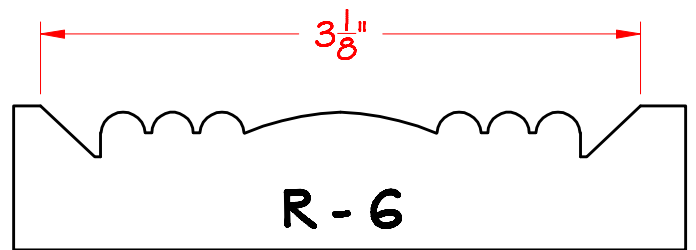
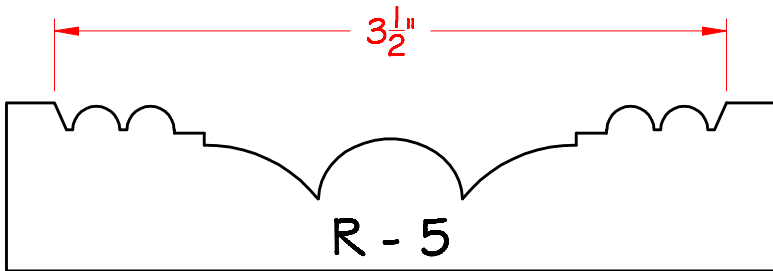
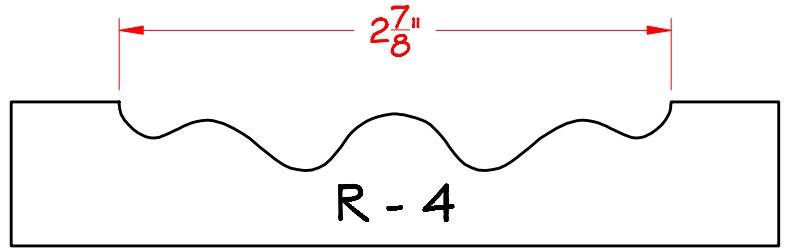
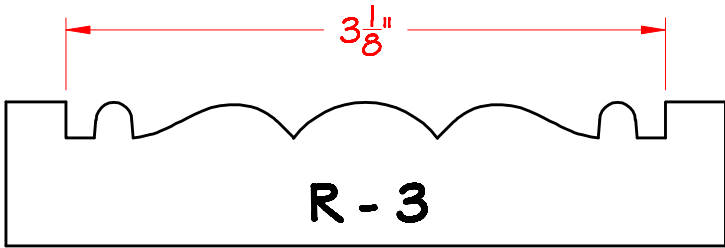
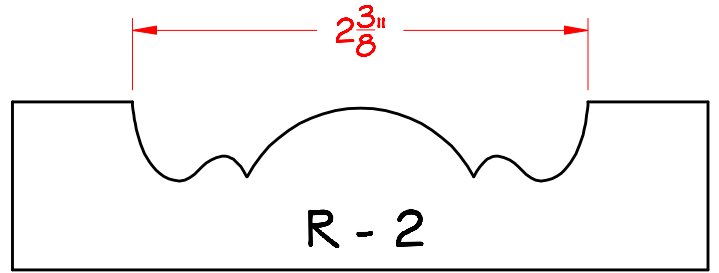
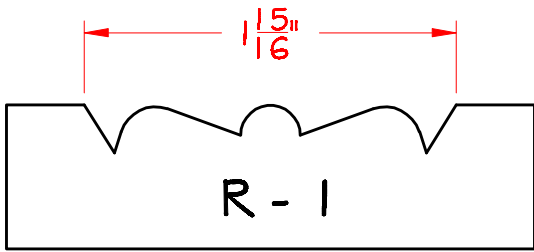


# CUTTER	DESCRIPTION	PAGE #	TEMPLATE
431	4-7/16" CASING	C-18	Y
432	4-9/16" CASING	C-18	Y
433	4-3/8" CASING	C-18	Y
434	4-7/16" CASING	C-18	Y
435			
436			
437			
438			
439			
440			
441			
442			
443			
444			
445			
446			
447			
448			
449			
450			
451			
452			
453			
454			
455			
456			
457			
458			
459			
460			
461			
462			
463			
464			
465			
466	11/16" BEAD	L-2	Y
467	CHAIR RAIL	B-4	Y
468	1-3/4" PICTURE RAIL	F-2	Y
469	3/4" BASE MOULDING	A-7	Y
470	2-1/8" BASE CAP	A-7	Y
471	6910S HANDRAIL / TOP	G-1	Y
472	6910S HANDRAIL / SIDE	G-1	Y
473	1-1/2" BASE CAP	A-7	Y
474	1-5/16" BACK BAND	D-4	Y
475	JCS 1529 BASE MOULDING	A-7	Y
476	JCS 1536 BASE MOULDING	A-7	Y
477	1-1/4" BASE CAP	A-7	Y
478	1" BACK BAND	D-4	Y

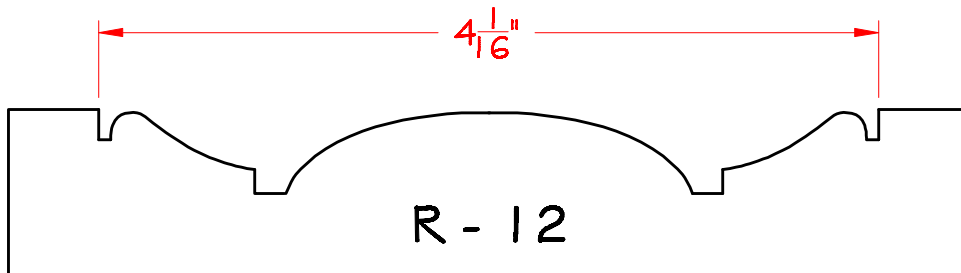
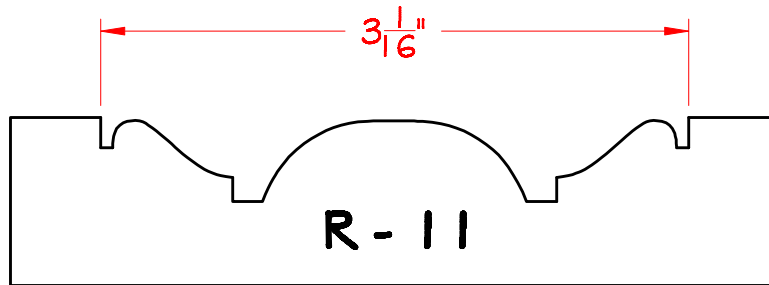
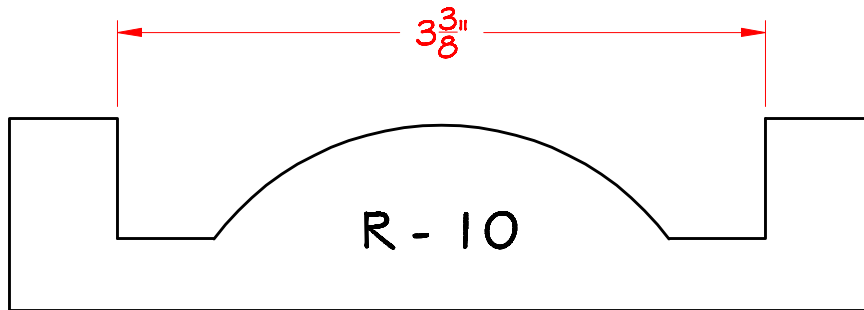
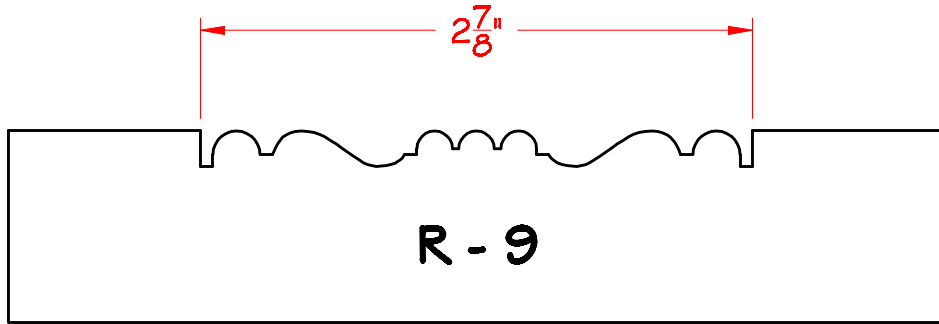
# CUTTER	DESCRIPTION	PAGE #	TEMPLATE
479	1-5/16" BACK BAND	D-4	Y
480	RB3 CASING	C-15	Y
481	PIC-WIC SHIPLAP	J-1	Y
482	2-9/16" CROWN MOULDING	E-15	Y
483	3/4" BASE MOULDING	A-7	Y
484	4" CASING	C-17	Y
485	1-3/4" HANDRAIL	G-6	Y
486	1-1/4" BASE CAP	A-7	Y
487	1-1/2" BASE CAP	A-7	Y
488	1" BASE CAP	A-7	Y
489	11/16" BASE MOULDING	A-7	Y
490	11/16" BASE MOULDING	A-7	Y
491	2" BASE CAP	A-7	Y
492	3-1/8" CROWN MOULDING	E-15	Y
493	2-1/8" BACK BAND	D-4	Y
494	BASE MOULDING	A-7	Y
495	3-3/8" CROWN MOULDING	E-15	Y
496	3-1/2" CROWN MOULDING	E-15	Y
497	1-7/8" BASE CAP	A-8	Y
498	4" CASING	C-17	Y
499	2-11/16" CROWN MOULDING	E-15	Y
500	3-1/8" CROWN MOULDING	E-15	Y
501	3-1/2" CASING	C-17	Y
502	1-1/8" BACK BAND	D-4	Y
503	1-1/4" BACK BAND	D-4	Y
504	2-3/4" CASING	C-17	Y
505	3-9/16" CASING	C-17	Y
506	3/4" BASE MOULDING	A-8	Y
507	3/4" BASE MOULDING	A-8	Y
508	2-1/2" CASING	C-17	Y
509	3-1/2" CASING	C-17	Y
510	2-3/4" CASING	C-17	Y
511	1-13/16" BACK BAND	D-4	Y
512	2" BASE CAP	A-8	Y
513	2-1/2" CHAIR RAIL	B-4	Y
514	3-1/2" CHAIR RAIL	B-4	Y
515			
516			
517			
518			
519			
520			
521			
522			
523			
524			
525			
526			

# CUTTER	DESCRIPTION	PAGE #	TEMPLATE
527			
528			
529			
530			
531			
532			
533			
534			
535			
536			
537			

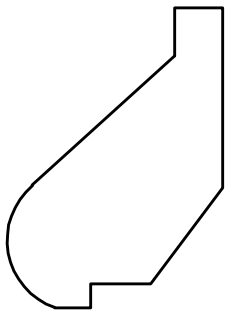
# ROSETTE PROFILES



# ROSETTE PROFILES




# BASE & BASE CAP MOULDING




**SC17**

$1\frac{1}{8}'' \times 1\frac{9}{16}''$




**SC28**

$1\frac{3}{16}'' \times 1\frac{5}{8}''$



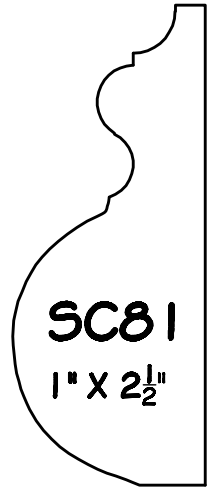
**SC51**

$1\frac{1}{16}'' \times 1\frac{7}{16}''$



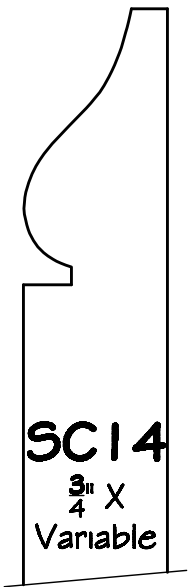
**SC109**

$1\frac{1}{16}'' \times 1\frac{1}{8}''$



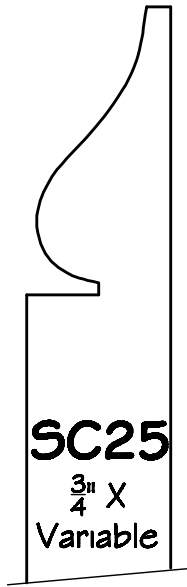
**SC81**

$1'' \times 2\frac{1}{2}''$



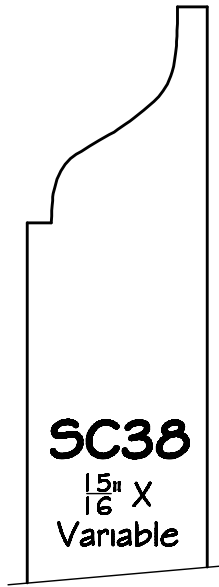
**SC14**

$\frac{3}{4}'' \times$   
Variable



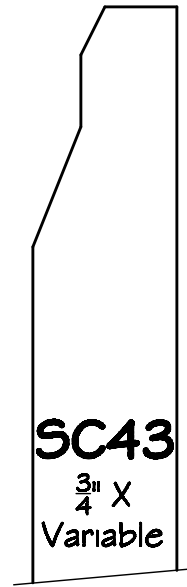
**SC25**

$\frac{3}{4}'' \times$   
Variable



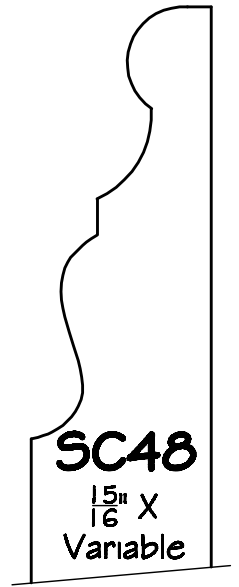
**SC38**

$1\frac{5}{16}'' \times$   
Variable



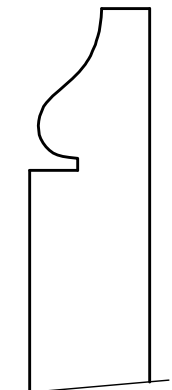
**SC43**

$\frac{3}{4}'' \times$   
Variable



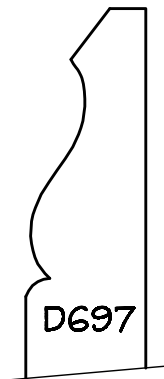
**SC48**

$1\frac{5}{16}'' \times$   
Variable



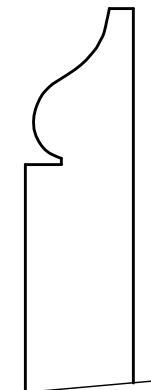
**SC105**

$\frac{5}{8}'' \times$   
Variable




**SC106**

$\frac{5}{8}'' \times$   
Variable



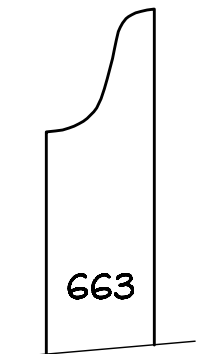
**SC110**

$\frac{9}{16}'' \times$   
Variable



**SC114**

$\frac{1}{2}'' \times$   
Variable



**3W18**

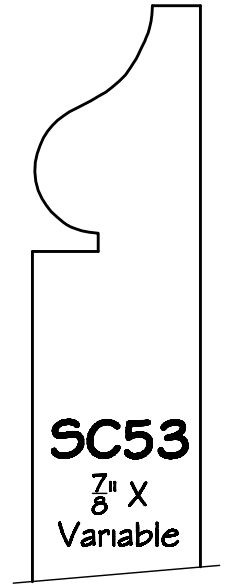
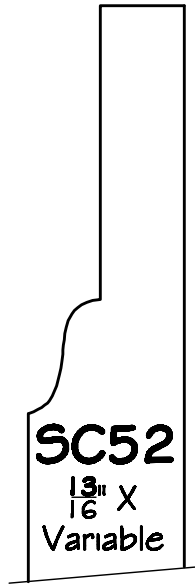
$\frac{9}{16}'' \times$   
Variable

D697

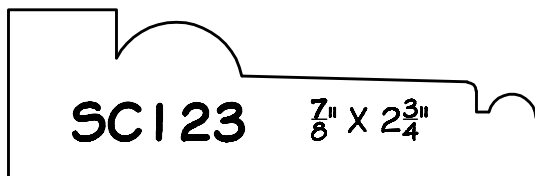
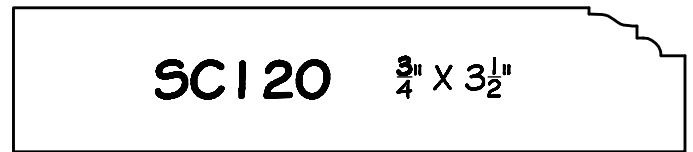
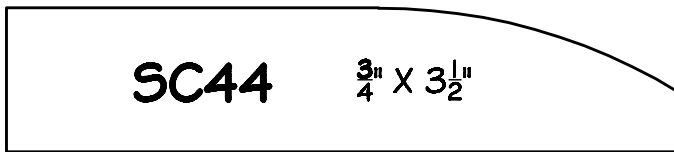

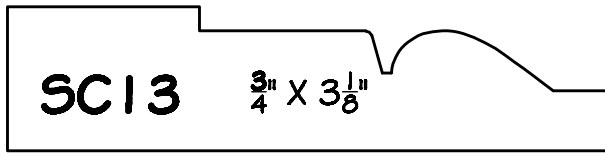
D633

663

# BASE & BASE CAP MOULDING

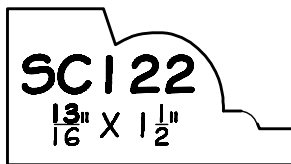
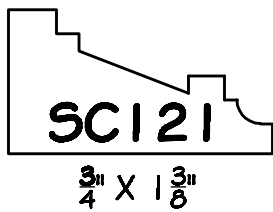
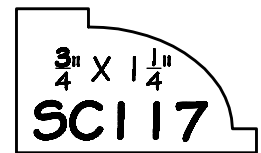
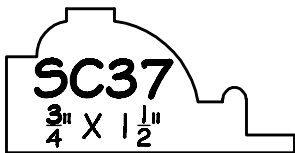
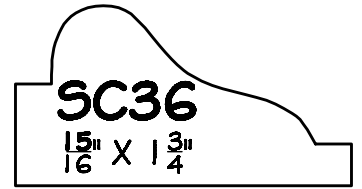
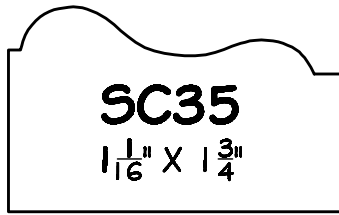
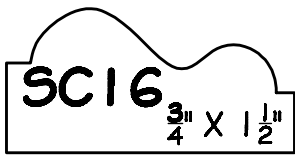


# CASING PROFILES

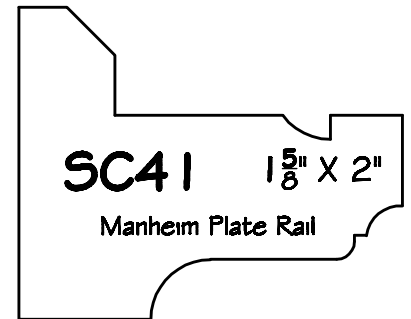
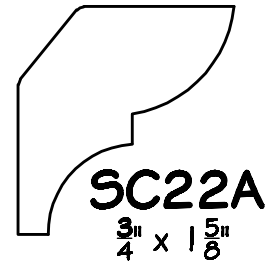
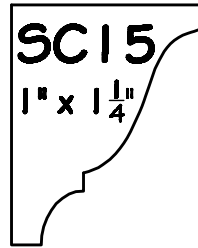
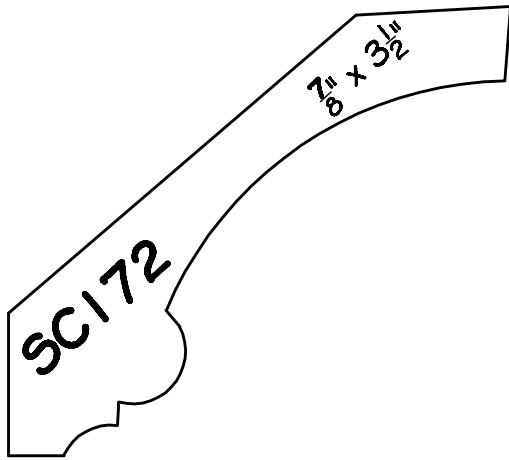




# BACK BAND PROFILES



# CROWN MOULDING



# MISCELLANEOUS MOULDING

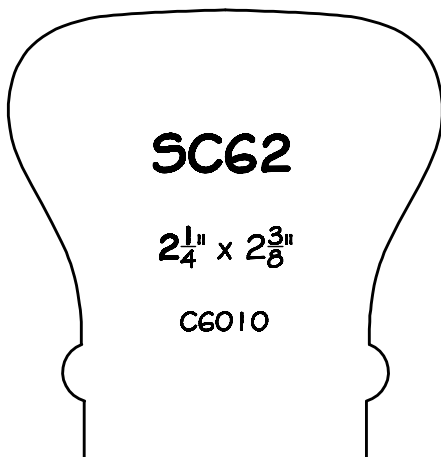
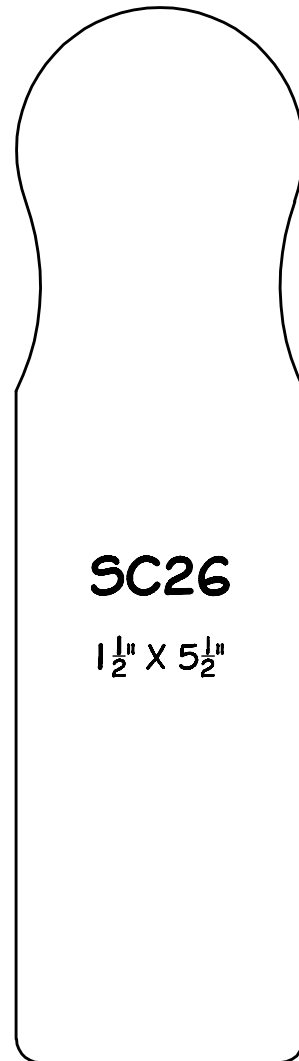
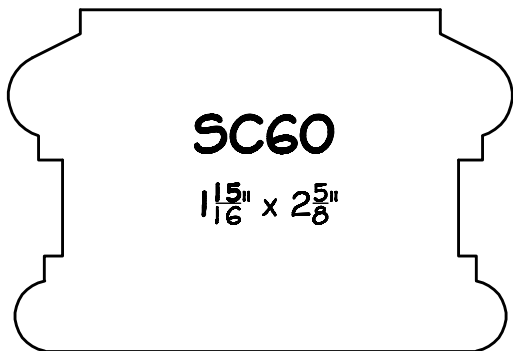
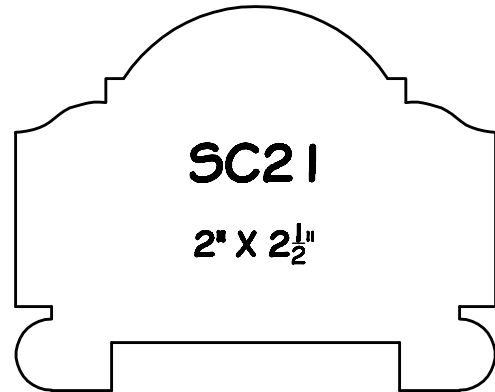

PAGE: SC-F1



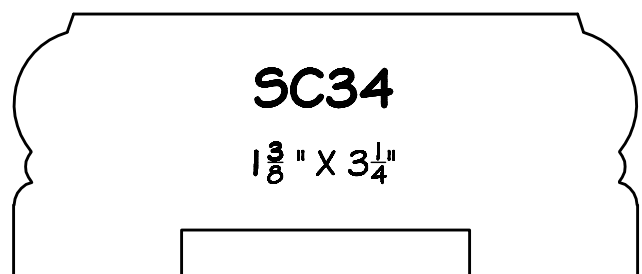
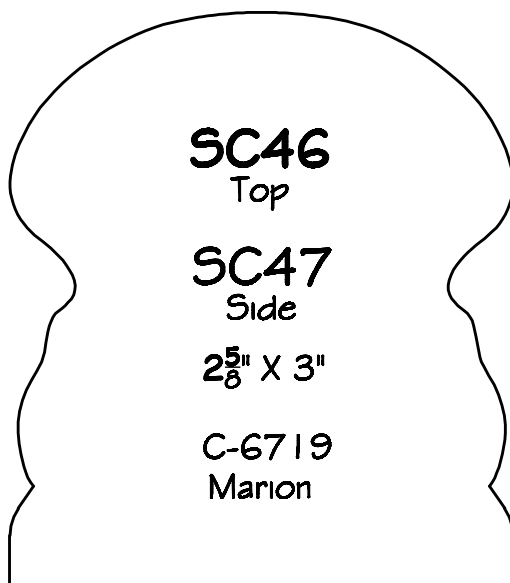
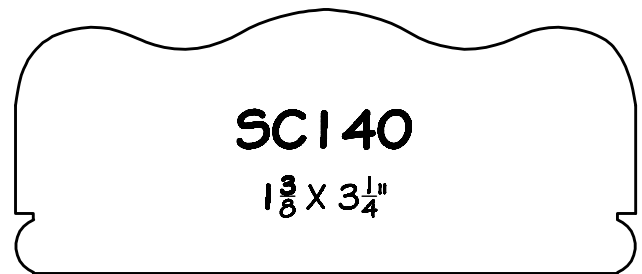
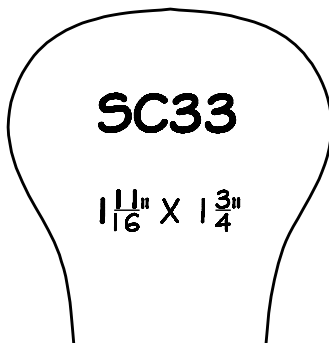
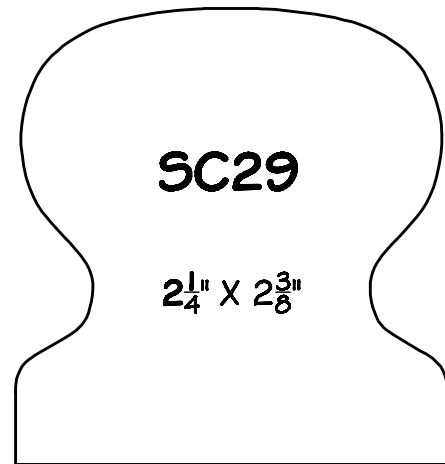
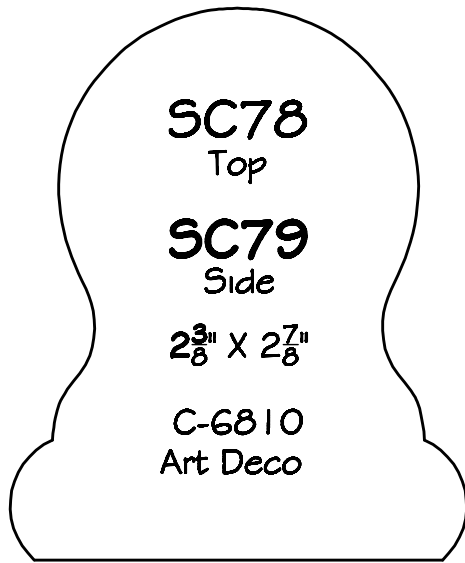
**SC22B**

$\frac{7}{16}$ " X  $1\frac{5}{8}$ "

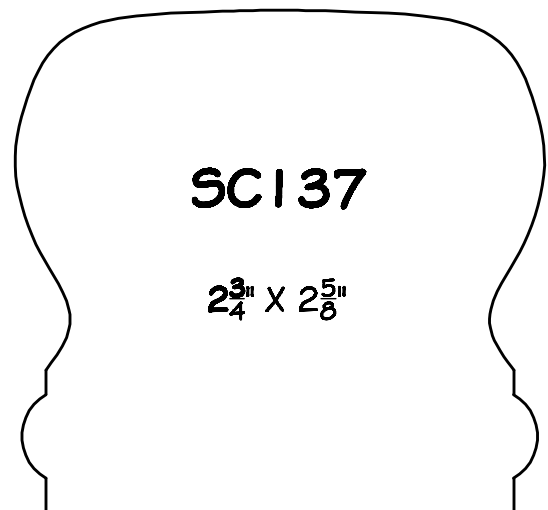
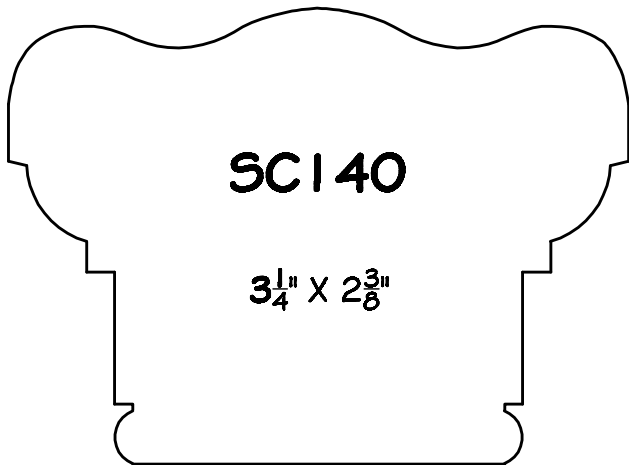
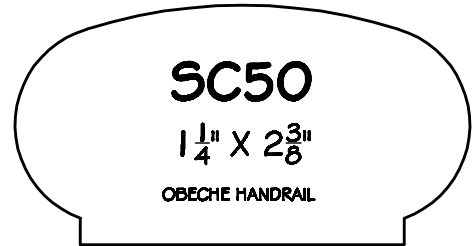
# HANDRAILS



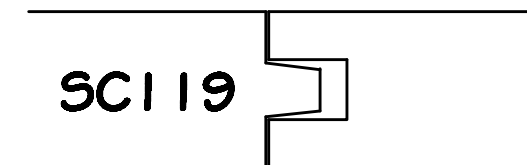
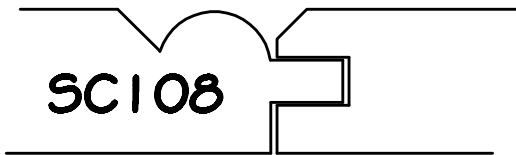
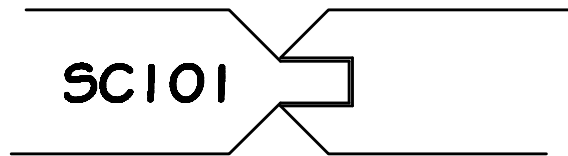
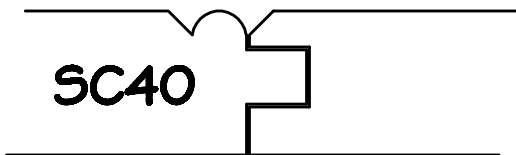
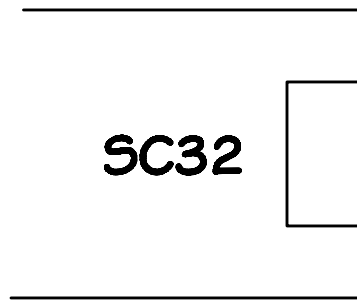
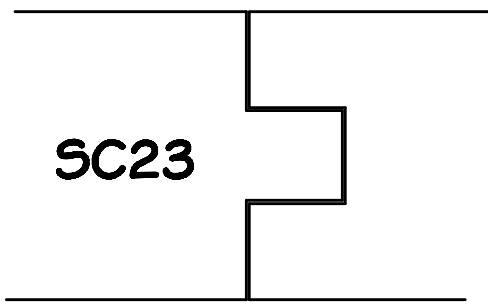
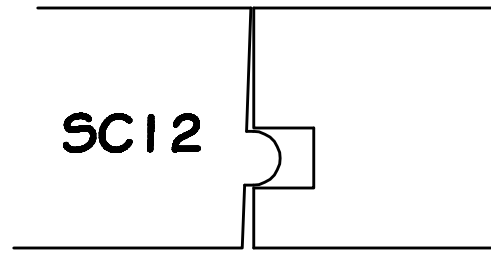
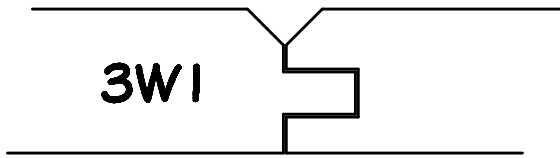
# HANDRAILS



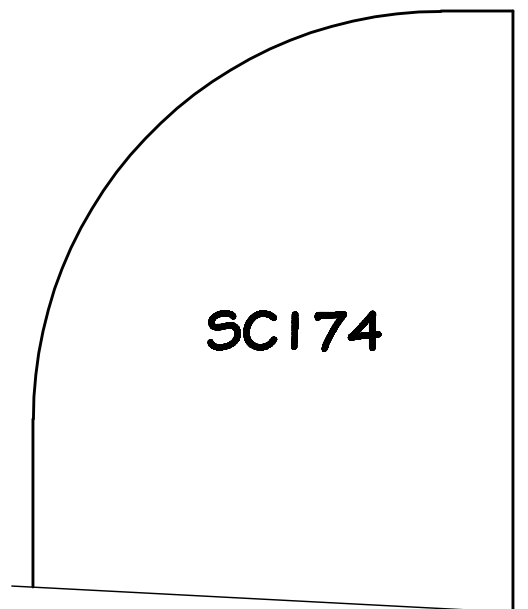
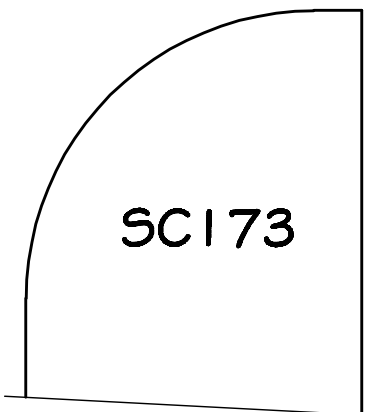
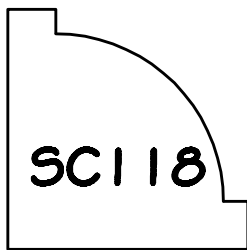
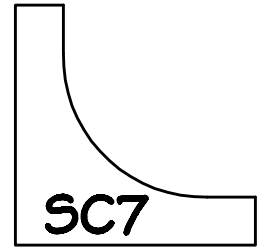


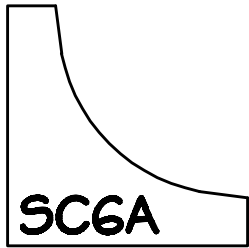
# HANDRAILS



# TONGUE & GROOVE




# COVE & ROUND-OVER MOULDING







# BEADS & EDGE MOULDINGS



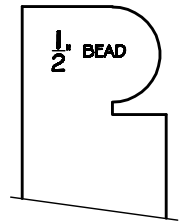
3W11



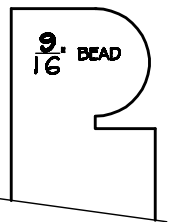
3W12




3W13



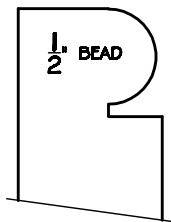
3W14



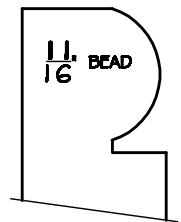
SC102A



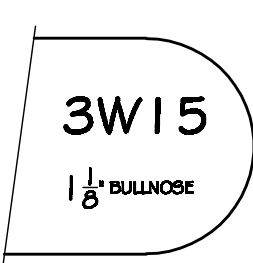
SC102B



SC111A

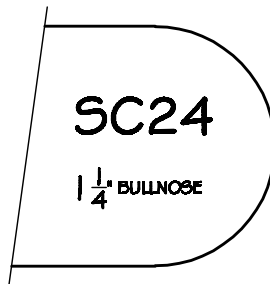


SC111B



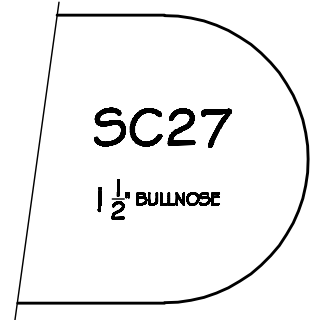
3W15

1/8 BULLNOSE



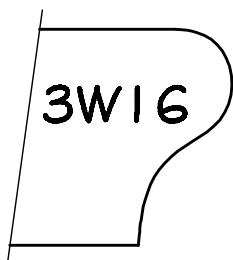
SC24

1/4 BULLNOSE



SC27

1/2 BULLNOSE



3W16

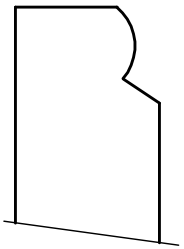


3W17

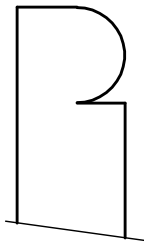


SC45

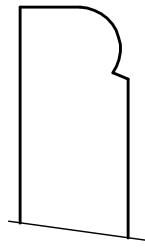
# BEADS & EDGE MOULDINGS



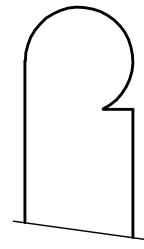
**SC113**



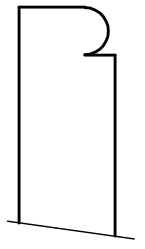
**SC115A**



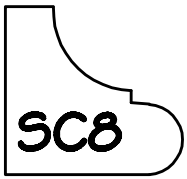
**SC115B**



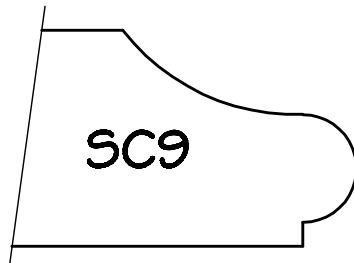
**SC116A**



**SC116B**



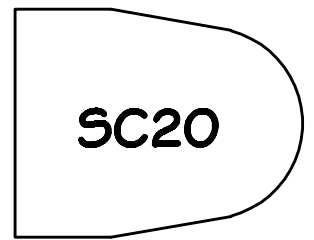
**SC8**



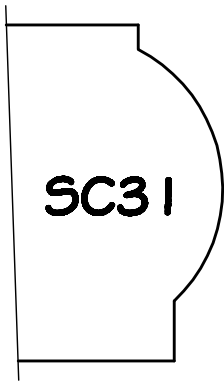
**SC9**



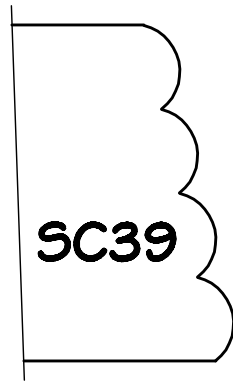
**SC19**



**SC20**



**SC31**



**SC39**

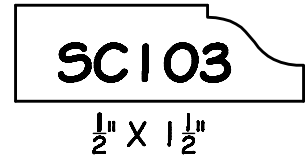
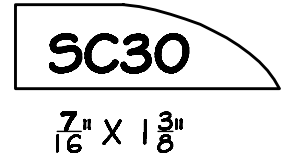

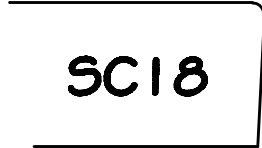


**SC49**

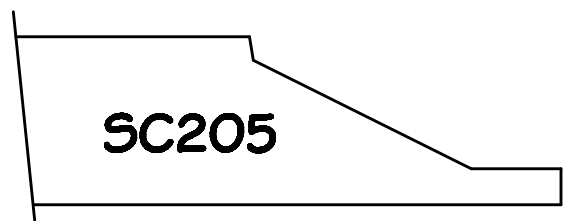
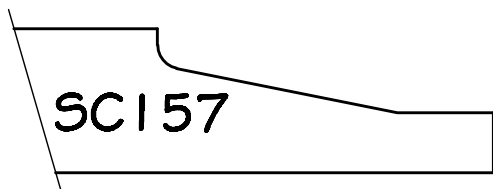

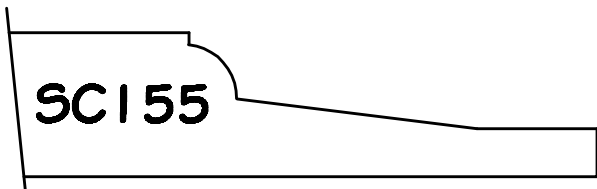
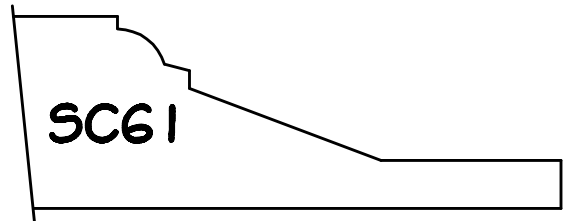
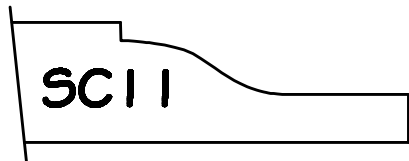
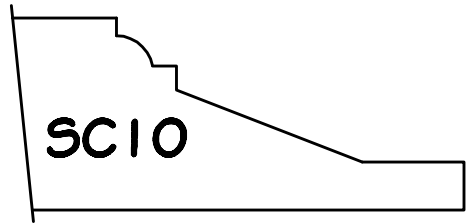
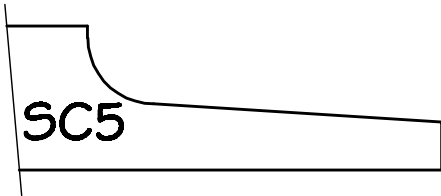
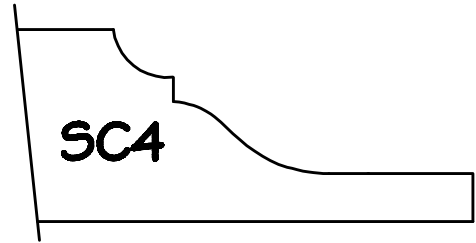
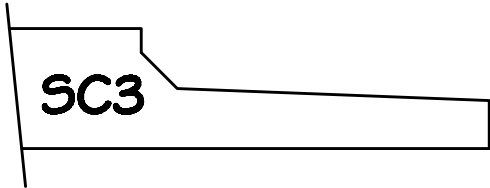
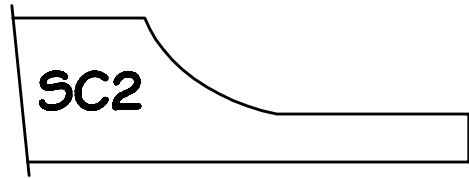
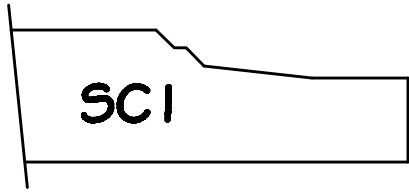


**SC124**


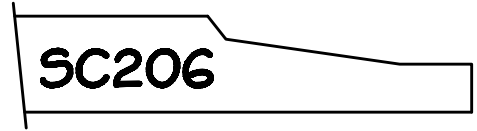
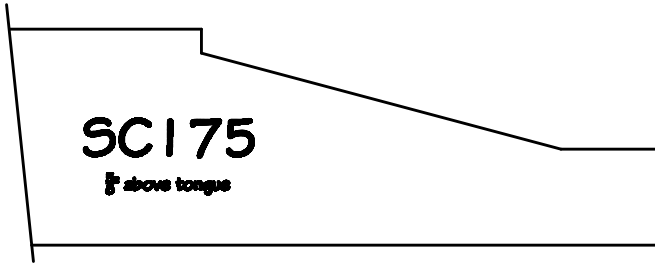
# DOOR JAMBS & STOPS



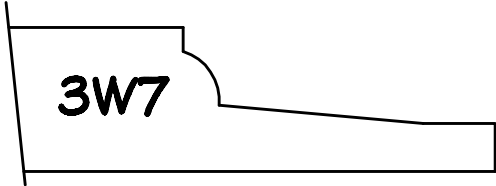
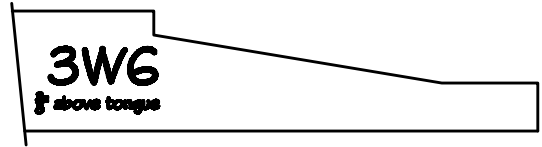
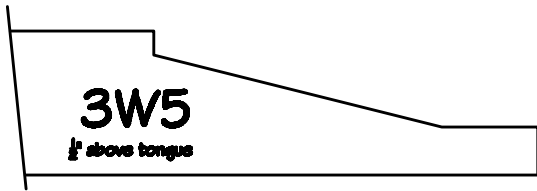
# RAISED PANELS



# RAISED PANELS



# RAISED PANELS





**LEZZER LUMBER**  
**MOULDING & MILLWORK**  
**PROFILE GUIDE**  
**UPDATED 2020**